

COVID-19 Situational Report in the ASEAN Region

ASEAN BioDiaspora Virtual Center (ABVC)

as of March 9, 2022



COVID-19: Highlights and Situation Overview

Global Update

- Worldwide, there have been over 449.9 million cases and over 6 million deaths attributed to COVID-19.
- According to the COVID-19 weekly epidemiological update of the World Health Organization (WHO), during the week of February 28 to March 6, the number of new COVID-19 cases and deaths continued to decline globally by 5% and 8% respectively, as compared to the previous week. Across the six WHO regions, over 10 million new cases and over 52,000 new deaths were reported. As of March 6, over 433 million confirmed cases and over 5.9 million deaths have been reported globally. At the regional level, while the Western Pacific Region continued to report an increase (+46%) in the number of new weekly cases, all other regions reported decreases: the Eastern Mediterranean Region (-46%), the African Region (-40%), the South-East Asia Region (-31%), the Region of the Americas (-24%), and the European Region (-18%). The number of new weekly deaths increased in the Western Pacific Region (+29%) and remained stable in the Eastern Mediterranean Region (+2%), while decreases were reported by the African Region (-39%), the European Region (-15%), the Region of the Americas (-9%) and the South-East Asia Region (-3%). These trends should be interpreted with caution as several countries are progressively adopting targeted testing strategies, resulting in lower overall numbers of tests performed and consequently of cases detected.

Regional Update

- Malaysia's Prime Minister said on March 8 (Tuesday) that Malaysia will begin transitioning into the endemic phase starting April 1. Under the endemic phase, operation hours for businesses will no longer be limited, but face masks will remain mandatory. Social distancing will also no longer be imposed at mosques and places of worship. Business owners are also allowed to carry out operating hours on their respective premises in accordance with the terms of their operating licenses. In addition, there will no longer be the 50% capacity limit for event venues. Check-ins on MySejahtera will still be required for entry into premises, but exceptions are given to open areas that are not crowded and have no large gatherings. However, according to the government official, this is also a temporary stage before the country truly moves into the endemic phase, which is subject to the World Health Organization's (WHO) announcements,

Vaccine Update

- The Technical Advisory Group on COVID-19 Vaccine Composition (TAG-CO-VAC) of the WHO is reviewing the available data to optimize vaccine mediated protection against the prevalent circulating variants. TAG-CO-VAC encourages COVID-19 vaccine manufacturers to generate and provide data to WHO on performance of current and variant-specific COVID-19 vaccines to be continuously be considered to be part of a broad decision-making framework on COVID-19 vaccine composition, to allow a more specific advisory from the WHO.
- Based on Malaysia's CovidNow portal, a total of 22,930,441 or 97.5% of the adult population have completed COVID-19 vaccination, 23,207,220 or 98.7% received at least one dose of the vaccine, and 15,113,923 individuals or 64.2% have received the COVID-19 booster dose as of March 8 (Tuesday). For adolescents aged 12 to 17, a total of 2,832,919 individuals or 91% of the group have completed their vaccination while 2,933,324 or 94.2% received at least one dose of the vaccine. For children aged five to 11, a total of 1,060,063 individuals

or 29.9% of the group have received the first dose of COVID-19 vaccine under the National COVID-19 Immunization Programme for Children (PICKids). On Tuesday, a total of 68,624 doses of vaccine were administered, with 19,511 as first doses, 1,835 as second doses and 47,278 as booster doses, bringing the cumulative total vaccine doses dispensed under the National COVID-19 Immunization Programme (PICK) to 67,869,343.

Travel Advisories (new update/s)

- Indonesia: The COVID-19 Task Force has issued Circular No. 11/2022 and Circular No. 12/2022 that relaxes the health protocol for, respectively, domestic and international travel during the COVID-19 pandemic. Circular No. 11/2022 stipulates that domestic travelers who are fully vaccinated are no longer required to show a negative Antigen or PCR Test Result. Meanwhile, Circular No. 12/2022 stipulates that Indonesians and foreigners travelling from abroad who have been fully vaccinated will only be required to quarantine for 24 hours starting March 8. The COVID-19 Task has also issued Circular No. 13/2022 and Circular No. 14/2022 that clarifies the simplification of health protocols for travelers entering Bali, Bintan or Batam for tourism purposes, as well as the travel bubble system for MotoGP 2022 in Mandalika, West Nusa Tenggara. Circular No. 13/2022 stipulates that all fully vaccinated travelers entering Bali, Bintan or Batam from abroad will not be required to quarantine, though the requirement of negative PCR Test result that is valid for 24 hours at the time of departure still applies, among other provisions. Meanwhile, Circular No. 14/2022 stipulates that all fully vaccinated travelers entering Mandalika from abroad are also not required to quarantine as long as they are travelling within the MotoGP 2022 travel bubble scheme starting March 8. The Indonesian government has also opened special visa on arrival services for international travelers from 23 countries to restore the tourism sector. The 23 countries include Australia, the United States, the Netherlands, Brunei, the Philippines, Britain, Italy, Japan, Germany, Cambodia, Canada, South Korea, Laos, Malaysia, Myanmar, France, Qatar, New Zealand, Singapore, Thailand, Turkey, the United Arab Emirates, and Vietnam. International travellers are only required to bring passports valid at least for six months, return or onward tickets to continue their journeys to other countries, proofs of hotel room reservation in Indonesia, health insurance, and certificates showing negative results of COVID-19. With the special visa, foreign travellers are allowed to stay in Indonesia for a maximum of 30 days and the permit can be extended once.
- Malaysia: Malaysia will reopen its borders to international travellers starting April 1. According to the Prime Minister, visitors, as well as Malaysian returnees, who are fully vaccinated are not required to undergo quarantine upon arrival, however, they must undergo a RT-PCR test two days before departure and a rapid test (RTK) upon arrival. For foreign travellers arriving into Malaysia, they are no longer required to apply through MyTravelPass but are required to download the MySejahtera app and must complete a pre-departure form. As for Malaysians, those with valid documents are free to travel to any other country that has reopened their borders to visitors.

Cases and Deaths as of 09 March 2022

- As of 09 March 2022 (2PM, GMT+8), worldwide, there were **449,862,481** confirmed cases, including **6,041,549** deaths. Globally, Case Fatality Rate (CFR) was **1.3**.
- In **China**, there were **629,301** confirmed cases with **7,776** deaths, including deaths in Hong Kong (2,287) and Taiwan (853). Confirmed cases in China include confirmed cases in Hong Kong (496,767), Macau (82) and Taiwan (20,922). CFR was **1.2**.
- **22,837,785 confirmed cases** of COVID-19 have been reported in the ASEAN region with a total of **329,956 deaths**, with a CFR of **1.4**.

| REGION | COUNTRY | FIRST CONFIRMED CASE(S) | LATEST REPORT ON CONFIRMED CASE(S) | TOTAL CONFIRMED CASES | NEW CASES (7-Day Rolling Average) | TOTAL DEATHS | NEW DEATHS (7-Day Rolling Average) | CASE FATALITY RATE | CUMULATIVE CASES/ 100,000 | NUMBER OF TESTS LAST 14 DAYS/ 100,000 | CUMULATIVE VACCINATED | FULLY VACCINATED/ 100 | CUMULATIVE BOOSTERED |
|--------------|-------------|-------------------------|------------------------------------|-----------------------|--------------------------------------|----------------|---------------------------------------|--------------------|------------------------------|--|-----------------------|--------------------------|----------------------|
| ASEAN REGION | Brunei | 10 Mar 20 | 08-Mar-22 | 97,018 | 3,984 (4,179) | 151 | 4 (3) | 0.2% | 22,391 | | 407,674 | 91.6 | 118,331 |
| | Cambodia | 27 Jan 20 | 08-Mar-22 | 133,065 | 357 (354) | 3,043 | 1 (2) | 2.3% | 807 | 192 | 14,693,174 | 81.8 | 8,455,724 |
| | Indonesia | 02 Mar 20 | 08-Mar-22 | 5,800,253 | 30,148 (30,154) | 150,831 | 401 (310) | 2.6% | 2,143 | 1,111 | 192,068,763 | 53.6 | 12,847,312 |
| | Lao PDR | 24 Mar 20 | 08-Mar-22 | 144,551 | 231 (226) | 633 | 1 (1) | 0.4% | 2,016 | 175 | 5,094,724 | 59.1 | |
| | Malaysia | 25 Jan 20 | 08-Mar-22 | 3,680,953 | 31,490 (30,338) | 33,384 | 79 (80) | 0.9% | 11,521 | 6,755 | 27,180,031 | 78.6 | 15,064,528 |
| | Myanmar | 23 Mar 20 | 08-Mar-22 | 601,020 | 1,401 (1,876) | 19,394 | 3 (4) | 3.2% | 1,112 | 565 | 24,064,085 | 38.8 | |
| | Philippines | 30 Jan 20 | 08-Mar-22 | 3,668,710 | 442 (807) | 57,072 | 6 (89) | 1.6% | 3,393 | 74 | 56,110,301 | 56.8 | 10,137,875 |
| | Singapore | 23 Jan 20 | 08-Mar-22 | 868,542 | 22,201 (13,977) | 1,099 | 15 ((8) | 0.1% | 14,839 | | 4,994,166 | 90.5 | 3,723,755 |
| | Thailand | 13 Jan 20 | 08-Mar-22 | 3,066,800 | 18,943 (22,065) | 23,372 | 69 (56) | 0.8% | 4,405 | - | 53,788,628 | 71.1 | 20,803,580 |
| Vietnam | 23 Jan 20 | 08-Mar-22 | 4,776,873 | 194,815 (162,653) | 40,977 | 86 (91) | 0.9% | 4,750 | 1,807 | 79,603,926 | 78.9 | 40,851,505 | |
| | | | | 22,837,785 | 304,012 | 329,956 | 665 | 1.4% | | | | | |

Note: Population of each member state has remained constant.

- **426,417,596 confirmed cases** of COVID-19 have been reported in **224 countries/states** (other than China, Hong Kong, Taiwan, Macau, and ASEAN countries):

| REGION | COUNTRY | FIRST CONFIRMED CASE(S) | LATEST REPORT ON CONFIRMED CASE(S) | TOTAL CONFIRMED CASES | NEW CASES | TOTAL DEATHS | NEW DEATHS | CASE FATALITY RATE | CUMULATIVE CASES/ 100,000 | NUMBER OF TESTS LAST 14 DAYS/ 100,000 | CUMULATIVE IMMUNIZED | FULLY VACCINATED/ 100 | CUMULATIVE BOOSTERED |
|--------------|-------------|-------------------------|------------------------------------|-----------------------|-----------|--------------|------------|--------------------|------------------------------|--|----------------------|--------------------------|----------------------|
| ASIA PACIFIC | Japan | 16 Jan 2020 | 08-Mar-22 | 5,473,637 | 54,233 | 25,154 | 252 | 0.5% | 4,335 | 1,499 | 101,824,621 | 79.6 | 32,749,794 |
| | South Korea | 20 Jan 2020 | 08-Mar-22 | 4,869,691 | 202,714 | 9,282 | 186 | 0.2% | 9,417 | 12,046 | 44,880,845 | 86.5 | 31,868,296 |
| | Nepal | 24 Jan 2020 | 08-Mar-22 | 977,641 | 74 | 11,949 | 1 | 1.2% | 3,417 | 333 | 21,645,983 | 60.1 | 1,312,118 |
| | Australia | 25 Jan 2020 | 08-Mar-22 | 3,039,280 | 28,519 | 5,464 | 16 | 0.2% | 11,849 | 4,168 | 22,093,332 | 79.6 | 11,874,570 |
| | Sri Lanka | 27 Jan 2020 | 07-Mar-22 | 650,802 | - | 16,339 | - | 2.5% | 2,985 | 482 | 16,928,363 | 66.1 | 7,317,106 |
| | India | 30 Jan 2020 | 08-Mar-22 | 42,971,308 | 3,993 | 515,210 | 108 | 1.2% | 3,145 | 893 | 967,460,932 | 57.6 | 19,497,788 |
| | Afghanistan | 24 Feb 2020 | 08-Mar-22 | 175,353 | 353 | 7,630 | 4 | 4.4% | 461 | | 4,952,744 | 10.8 | |
| | Pakistan | 26 Feb 2020 | 08-Mar-22 | 1,515,392 | 378 | 30,281 | 9 | 2.0% | 700 | 235 | 127,697,360 | 44.6 | 4,704,755 |
| | New Zealand | 28 Feb 2020 | 08-Mar-22 | 264,255 | 23,936 | 65 | - | 0.0% | 5,374 | 5,583 | 4,271,879 | 77.5 | 2,504,298 |
| | Bhutan | 05 Mar 2020 | 08-Mar-22 | 15,560 | 441 | 7 | - | 0.0% | 2,039 | 7,136 | 596,568 | 73.7 | 351,962 |
| | Maldives | 07 Mar 2020 | 08-Mar-22 | 173,337 | 273 | 297 | - | 0.2% | 32,646 | 6,749 | 398,262 | 68.3 | 137,102 |
| Bangladesh | 08 Mar 2020 | 08-Mar-22 | 1,948,148 | 446 | 29,096 | 7 | 1.5% | 1,195 | 176 | 125,588,721 | 52.5 | 4,367,133 | |

| | | | | | | | | | | | | | |
|-----------------|---------------------------------|-------------|-----------|------------|--------|---------|-------|------|--------|-------|-------------|------|------------|
| | Mongolia | 10 Mar 2020 | 08-Mar-22 | 466,142 | 189 | 2,176 | - | 0.5% | 14,453 | 3,045 | 2,271,836 | 65.3 | 1,026,267 |
| | Turkey | 10 Mar 2020 | 08-Mar-22 | 14,425,638 | 37,407 | 95,811 | 130 | 0.7% | 17,291 | 6,298 | 57,717,026 | 62.2 | 35,464,345 |
| | French Polynesia | 12 Mar 2020 | 07-Mar-22 | 68,975 | - | 643 | - | 0.9% | 24,697 | | 183,990 | 64.0 | |
| | Guam | 15 Mar 2020 | 06-Mar-22 | 45,542 | - | 331 | - | 0.7% | 27,223 | | 150,579 | 80.7 | |
| | New Caledonia | 17 Mar 2020 | 08-Mar-22 | 58,733 | 642 | 304 | 2 | 0.5% | 20,408 | | 187,823 | 62.3 | |
| | Fiji | 18 Mar 2020 | 07-Mar-22 | 64,034 | - | 834 | - | 1.3% | 7,195 | 232 | 668,239 | 68.8 | 106,232 |
| | Papua New Guinea | 21 Mar 2020 | 03-Mar-22 | 41,533 | - | 639 | - | 1.5% | 473 | - | 310,659 | 2.7 | |
| | Timor Leste | 21 Mar 2020 | 06-Mar-22 | 22,759 | - | 129 | - | 0.6% | 1,760 | 88 | 679,946 | 42.7 | |
| | Northern Mariana Islands | 28 Mar 2020 | 07-Mar-22 | 10,155 | - | 30 | - | 0.3% | 17,749 | | 45,195 | 83.0 | |
| | North Korea | 24 Jul 2020 | 25-Jul-20 | 1 | - | - | - | 0.0% | 0 | | | | |
| | Solomon Islands | 03 Oct 2020 | 08-Mar-22 | 8,150 | 124 | 118 | 2 | 1.4% | 1,217 | | 214,939 | 14.3 | |
| | Wallis et Futuna | 17 Oct 2020 | 03-Dec-21 | 454 | - | 7 | - | 1.5% | 2,833 | | 6,450 | 57.7 | |
| | Marshall Islands | 26 Oct 2020 | 06-Jan-22 | 7 | - | - | - | 0.0% | 12 | | 29,945 | 31.8 | |
| | Vanuatu | 11 Nov 2020 | 07-Mar-22 | 42 | - | 1 | - | 2.4% | 14 | | 114,284 | 27.1 | |
| | Samoa | 18 Nov 2020 | 08-Mar-22 | 41 | - | - | - | 0.0% | 21 | | 145,989 | 65.1 | |
| | Micronesia | 11 Jan 2021 | 11-Jan-21 | 1 | - | - | - | 0.0% | 1 | | 61,086 | 49.4 | |
| | Palau | 31 May 2021 | 07-Mar-22 | 3,864 | - | 6 | - | 0.2% | 21,457 | | 20,284 | 83.4 | |
| | Tonga | 05 Nov 2021 | 08-Mar-22 | 1,059 | 161 | - | - | 0.0% | 1,013 | | 76,910 | 65.8 | |
| | Kiribati | 25 Jan 2022 | 08-Mar-22 | 3,000 | 9 | 13 | 1 | 0.4% | 2,551 | | 76,491 | 41.5 | |
| AMERICAS | USA | 21 Jan 2020 | 08-Mar-22 | 81,010,530 | 30,553 | 987,497 | 1,583 | 1.2% | 24,680 | 2,053 | 254,132,442 | 64.9 | 95,120,699 |
| | Canada | 25 Jan 2020 | 08-Mar-22 | 3,335,044 | 4,177 | 37,086 | 49 | 1.1% | 8,775 | 1,377 | 32,604,053 | 81.4 | 17,909,832 |
| | Brazil | 26 Feb 2020 | 07-Mar-22 | 29,077,831 | - | 652,648 | - | 2.2% | 13,732 | 147 | 178,366,451 | 72.9 | 67,303,447 |
| | Mexico | 28 Feb 2020 | 07-Mar-22 | 5,566,669 | - | 319,901 | - | 5.7% | 4,363 | 78 | 85,340,303 | 60.7 | |
| | Saint Martin | 01 Mar 2020 | 03-Mar-22 | 9,912 | - | 63 | - | 0.6% | 26,083 | | | | |
| | Ecuador | 01 Mar 2020 | 07-Mar-22 | 841,575 | - | 35,309 | - | 4.2% | 4,844 | 213 | 14,787,129 | 76.0 | 4,412,659 |
| | Dominican Republic | 01 Mar 2020 | 08-Mar-22 | 576,129 | 126 | 4,371 | - | 0.8% | 5,365 | 601 | 7,139,986 | 53.5 | 2,233,771 |

| | | | | | | | | | | | | |
|--------------------------------------|-------------|-----------|-----------|--------|---------|----|------|--------|-------|------------|------|------------|
| Chile | 03 Mar 2020 | 08-Mar-22 | 3,214,326 | 11,764 | 43,260 | 34 | 1.3% | 16,960 | 6,140 | 17,821,767 | 89.9 | 14,688,271 |
| Argentina | 03 Mar 2020 | 08-Mar-22 | 8,949,362 | 6,474 | 126,901 | 59 | 1.4% | 19,915 | 725 | 40,412,075 | 79.4 | 17,279,249 |
| Peru | 05 Mar 2020 | 06-Mar-22 | 3,528,038 | - | 211,155 | - | 6.0% | 10,852 | 1,700 | 27,709,199 | 73.3 | 10,279,707 |
| Costa Rica | 06 Mar 2020 | 08-Mar-22 | 818,996 | 1,458 | 8,136 | 15 | 1.0% | 16,226 | 1,182 | 4,195,968 | 74.5 | 1,326,215 |
| Colombia | 06 Mar 2020 | 08-Mar-22 | 6,073,416 | 760 | 139,154 | 34 | 2.3% | 12,065 | 663 | 41,409,379 | 65.8 | 8,715,348 |
| French Guiana | 06 Mar 2020 | 08-Mar-22 | 77,931 | 65 | 394 | - | 0.5% | 39,861 | | | | |
| Martinique | 06 Mar 2020 | 01-Mar-22 | 115,951 | - | 895 | - | 0.8% | 26,785 | | | | |
| Paraguay | 07 Mar 2020 | 08-Mar-22 | 644,609 | 410 | 18,494 | 12 | 2.9% | 9,150 | 433 | 3,821,093 | 44.6 | 1,144,903 |
| Panama | 10 Mar 2020 | 07-Mar-22 | 757,930 | - | 8,118 | - | 1.1% | 17,849 | 1,689 | 3,238,331 | 58.8 | 1,190,009 |
| Bolivia | 10 Mar 2020 | 08-Mar-22 | 895,424 | 326 | 21,469 | 6 | 2.4% | 7,777 | 258 | 6,930,515 | 47.4 | 1,048,818 |
| Honduras | 11 Mar 2020 | 02-Mar-22 | 413,699 | - | 10,785 | - | 2.6% | 4,245 | | 5,414,940 | 45.4 | 1,053,810 |
| Cuba | 11 Mar 2020 | 08-Mar-22 | 1,073,951 | 447 | 8,501 | - | 0.8% | 9,476 | - | 10,613,819 | 87.4 | 6,027,115 |
| Guyana | 11 Mar 2020 | 08-Mar-22 | 63,076 | 14 | 1,223 | - | 1.9% | 8,058 | - | 433,497 | 41.8 | 51,925 |
| Jamaica | 12 Mar 2020 | 08-Mar-22 | 128,228 | 15 | 2,831 | 1 | 2.2% | 4,349 | 897 | 770,737 | 22.1 | 29,774 |
| St Vincent and the Grenadines | 12 Mar 2020 | 03-Mar-22 | 6,742 | - | 106 | - | 1.6% | 6,096 | 299 | 35,411 | 26.4 | 3,234 |
| Saint Lucia | 13 Mar 2020 | 08-Mar-22 | 22,808 | 13 | 364 | 2 | 1.6% | 12,478 | | 57,622 | 28.2 | 6,736 |
| Trinidad and Tobago | 13 Mar 2020 | 07-Mar-22 | 130,532 | - | 3,665 | - | 2.8% | 9,357 | - | 742,525 | 50.2 | 138,063 |
| Venezuela | 13 Mar 2020 | 07-Mar-22 | 516,966 | - | 5,650 | - | 1.1% | 1,813 | | 22,157,232 | 49.8 | 410,887 |
| Guatemala | 13 Mar 2020 | 08-Mar-22 | 795,808 | 2,847 | 17,106 | 23 | 2.1% | 4,793 | - | 7,275,131 | 31.3 | 1,908,653 |
| Uruguay | 13 Mar 2020 | 08-Mar-22 | 857,635 | 1,752 | 7,059 | 8 | 0.8% | 24,775 | 3,412 | 2,964,816 | 78.4 | 1,925,982 |
| Curacao | 13 Mar 2020 | 04-Mar-22 | 39,133 | - | 264 | - | 0.7% | 24,840 | | 107,061 | 59.6 | 39,710 |
| Puerto Rico | 13 Mar 2020 | 07-Mar-22 | 474,907 | - | 4,135 | - | 0.9% | 14,870 | | 3,052,185 | 81.8 | |
| Suriname | 13 Mar 2020 | 07-Mar-22 | 78,579 | - | 1,319 | - | 1.7% | 13,516 | 595 | 266,637 | 39.9 | 46,313 |
| Antigua and Barbuda | 13 Mar 2020 | 05-Mar-22 | 7,455 | - | 135 | - | 1.8% | 7,676 | - | 63,704 | 62.1 | |
| Guadeloupe | 13 Mar 2020 | 23-Feb-22 | 126,642 | - | 837 | - | 0.7% | 28,587 | | | | |
| Cayman Islands | 13 Mar 2020 | 23-Feb-22 | 19,373 | - | 17 | - | 0.1% | 29,828 | | 61,502 | 89.8 | |
| Aruba | 14 Mar 2020 | 04-Mar-22 | 33,732 | - | 212 | - | 0.6% | 31,729 | | 87,511 | 75.2 | |
| Bahamas | 15 Mar 2020 | 08-Mar-22 | 33,180 | 4 | 771 | - | 2.3% | 8,519 | 1,000 | 163,061 | 38.8 | 22,009 |
| US Virgin Islands | 16 Mar 2020 | 07-Mar-22 | 15,440 | - | 109 | - | 0.7% | 14,480 | | 67,738 | 52.8 | |

| | | | | | | | | | | | | |
|--|-------------|-----------|------------|---------|---------|-----|------|--------|--------|------------|------|------------|
| Sint Maarten | 17 Mar 2020 | 07-Mar-22 | 9,586 | - | 85 | - | 0.9% | 23,534 | | 27,857 | 59.5 | |
| Montserrat | 17 Mar 2020 | 26-Feb-22 | 164 | - | 2 | - | 1.2% | 1,756 | | 1,869 | 35.1 | |
| Barbados | 17 Mar 2020 | 08-Mar-22 | 56,376 | 156 | 323 | 1 | 0.6% | 19,641 | | 160,485 | 52.1 | |
| El Salvador | 18 Mar 2020 | 07-Mar-22 | 156,364 | - | 4,092 | - | 2.6% | 2,423 | 362 | 4,569,063 | 65.3 | 1,406,719 |
| Nicaragua | 18 Mar 2020 | 01-Mar-22 | 18,105 | - | 221 | - | 1.2% | 277 | | 5,459,763 | 59.9 | |
| Bermuda | 18 Mar 2020 | 07-Mar-22 | 11,743 | - | 123 | - | 1.0% | 18,372 | | 47,336 | 74.5 | 31,502 |
| Haiti | 19 Mar 2020 | 05-Mar-22 | 30,385 | - | 823 | - | 2.7% | 270 | - | 156,166 | 0.9 | |
| Dominica | 22 Mar 2020 | 04-Mar-22 | 11,248 | - | 61 | - | 0.5% | 15,664 | | 32,153 | 41.0 | |
| Grenada | 22 Mar 2020 | 28-Feb-22 | 13,690 | - | 216 | - | 1.6% | 12,223 | | 43,005 | 33.2 | 5,502 |
| Belize | 23 Mar 2020 | 08-Mar-22 | 56,952 | 76 | 652 | 1 | 1.1% | 14,590 | 640 | 234,810 | 51.2 | 39,225 |
| Turks and Caicos Islands | 23 Mar 2020 | 27-Feb-22 | 5,867 | - | 36 | - | 0.6% | 15,362 | | 31,165 | 74.3 | |
| Saint Kitts and Nevis | 24 Mar 2020 | 05-Mar-22 | 5,536 | - | 42 | - | 0.8% | 10,480 | 1,026 | 31,162 | 49.1 | 3,011 |
| British Virgin Islands | 25 Mar 2020 | 02-Mar-22 | 6,091 | - | 62 | - | 1.0% | 20,283 | | 18,923 | 57.0 | |
| Anguilla | 26 Mar 2020 | 07-Mar-22 | 2,574 | - | 9 | - | 0.3% | 19,421 | | 10,439 | 63.1 | 2,389 |
| Caribbean Netherlands | 01 Apr 2020 | 07-Mar-22 | 7,614 | - | 31 | - | 0.4% | 42,272 | | 19,109 | 63.3 | |
| Falkland Islands | 03 Apr 2020 | 07-Mar-22 | 115 | - | - | - | 0.0% | 4,359 | | 2,632 | 50.3 | |
| Saint Pierre and Miquelon | 05 Apr 2020 | 07-Mar-22 | 1,125 | - | 1 | - | 0.1% | 16,044 | | | | |
| Saint Barthelemy | 25 Jul 2020 | 03-Mar-22 | 3,780 | - | 6 | - | 0.2% | 44,734 | | | | |
| EUROPE | | | | | | | | | | | | |
| France | 24 Jan 2020 | 08-Mar-22 | 23,164,872 | 93,050 | 139,618 | 167 | 0.6% | 34,544 | 4,250 | 53,977,048 | 77.7 | 35,817,999 |
| Germany | 27 Jan 2020 | 08-Mar-22 | 16,165,094 | 193,013 | 125,299 | 527 | 0.8% | 19,445 | 2,368 | 63,524,805 | 74.9 | 47,778,595 |
| Finland | 29 Jan 2020 | 07-Mar-22 | 694,142 | - | 2,571 | - | 0.4% | 12,574 | 2,470 | 4,459,276 | 76.4 | 2,785,200 |
| Italy | 30 Jan 2020 | 08-Mar-22 | 13,109,527 | 60,753 | 156,201 | 184 | 1.2% | 21,741 | 8,270 | 50,654,119 | 78.9 | 37,905,809 |
| Russian Federation | 31 Jan 2020 | 08-Mar-22 | 17,081,394 | 66,576 | 357,601 | 652 | 2.1% | 11,831 | 3,614 | 78,770,001 | 49.4 | 12,491,700 |
| Spain | 31 Jan 2020 | 08-Mar-22 | 11,159,574 | 23,149 | 100,859 | 285 | 0.9% | 23,705 | 1,933 | 41,083,791 | 83.7 | 24,215,926 |
| Sweden | 31 Jan 2020 | 08-Mar-22 | 2,460,783 | 4,817 | 17,516 | 37 | 0.7% | 23,925 | 408 | 7,808,159 | 74.7 | 4,989,399 |
| United Kingdom of Great Britain | 31 Jan 2020 | 08-Mar-22 | 19,307,014 | 61,713 | 162,359 | 212 | 0.8% | 28,888 | 11,580 | 52,672,968 | 72.0 | 38,377,152 |
| Belgium | 05 Feb 2020 | 08-Mar-22 | 3,601,627 | 15,335 | 30,296 | 37 | 0.8% | 31,362 | 2,792 | 9,221,824 | 78.2 | 7,204,260 |

| | | | | | | | | | | | | |
|-------------------------------|-------------|-----------|-----------|--------|---------|-----|------|--------|--------|------------|------|------------|
| Switzerland | 25 Feb 2020 | 08-Mar-22 | 2,961,453 | 26,012 | 13,334 | 34 | 0.5% | 34,537 | 6,130 | 6,078,075 | 68.7 | 3,604,915 |
| Austria | 25 Feb 2020 | 08-Mar-22 | 2,924,852 | 30,939 | 15,071 | 45 | 0.5% | 32,948 | 78,104 | 6,803,599 | 72.7 | 5,034,911 |
| Croatia | 25 Feb 2020 | 08-Mar-22 | 1,065,001 | 1,016 | 15,250 | 16 | 1.4% | 26,183 | 1,706 | 2,307,645 | 54.7 | 594,785 |
| Norway | 26 Feb 2020 | 08-Mar-22 | 1,325,909 | 10,217 | 1,664 | - | 0.1% | 24,793 | 3,036 | 4,329,583 | 73.6 | 2,889,840 |
| Romania | 26 Feb 2020 | 08-Mar-22 | 2,776,910 | 5,461 | 64,094 | 101 | 2.3% | 14,346 | 2,986 | 8,147,081 | 42.2 | |
| Estonia | 26 Feb 2020 | 08-Mar-22 | 520,407 | 3,305 | 2,308 | 9 | 0.4% | 39,229 | 5,900 | 857,929 | 63.4 | 447,434 |
| Georgia | 26 Feb 2020 | 08-Mar-22 | 1,629,065 | 2,783 | 16,430 | 32 | 1.0% | 43,788 | 4,780 | 1,578,207 | 31.4 | 80,818 |
| North Macedonia | 26 Feb 2020 | 08-Mar-22 | 300,106 | 340 | 9,097 | 11 | 3.0% | 14,404 | 1,589 | 851,356 | 40.0 | 139,048 |
| Greece | 26 Feb 2020 | 08-Mar-22 | 2,538,168 | 21,057 | 26,303 | 57 | 1.0% | 23,685 | 32,030 | 7,869,761 | 72.8 | 5,395,838 |
| Denmark | 27 Feb 2020 | 08-Mar-22 | 2,753,889 | 14,619 | 4,948 | 43 | 0.2% | 47,329 | 12,807 | 4,844,256 | 81.6 | 3,632,532 |
| San Marino | 27 Feb 2020 | 07-Mar-22 | 14,523 | - | 112 | - | 0.8% | 42,891 | | 24,583 | 64.2 | 13,152 |
| Lithuania | 27 Feb 2020 | 08-Mar-22 | 938,968 | 4,740 | 8,548 | 20 | 0.9% | 33,693 | 4,109 | 1,946,828 | 69.6 | 911,886 |
| Netherlands | 27 Feb 2020 | 08-Mar-22 | 6,837,874 | 66,231 | 21,624 | 12 | 0.3% | 39,450 | 4,338 | 13,450,667 | 72.0 | 9,003,462 |
| Azerbaijan | 27 Feb 2020 | 08-Mar-22 | 789,757 | 276 | 9,547 | 16 | 1.2% | 7,879 | 1,017 | 5,308,772 | 46.9 | 2,842,070 |
| Belarus | 28 Feb 2020 | 08-Mar-22 | 932,949 | 742 | 6,594 | 15 | 0.7% | 9,855 | 2,562 | 5,528,298 | 49.1 | 275,734 |
| Iceland | 28 Feb 2020 | 08-Mar-22 | 150,467 | 3,316 | 73 | 2 | 0.0% | 41,645 | 14,892 | 309,518 | 78.5 | 249,605 |
| Ireland | 28 Feb 2020 | 08-Mar-22 | 1,326,946 | 4,355 | 6,571 | 1 | 0.5% | 26,853 | 2,994 | 4,057,788 | 79.9 | 2,840,811 |
| Monaco | 29 Feb 2020 | 08-Mar-22 | 9,605 | 37 | 51 | - | 0.5% | 24,651 | | 28,875 | 65.0 | 10,598 |
| Czech Republic | 01 Mar 2020 | 08-Mar-22 | 3,642,514 | 10,419 | 38,986 | 46 | 1.1% | 34,139 | 4,125 | 6,944,808 | 63.9 | 4,034,414 |
| Luxembourg | 01 Mar 2020 | 08-Mar-22 | 188,748 | 777 | 999 | - | 0.5% | 30,448 | 4,432 | 479,766 | 71.9 | 365,154 |
| Armenia | 01 Mar 2020 | 08-Mar-22 | 421,541 | 140 | 8,552 | 4 | 2.0% | 14,252 | 1,478 | 1,087,524 | 31.0 | 23,230 |
| Latvia | 02 Mar 2020 | 08-Mar-22 | 712,271 | 8,137 | 5,369 | 9 | 0.8% | 37,237 | 11,604 | 1,342,593 | 69.6 | 502,703 |
| Portugal | 02 Mar 2020 | 08-Mar-22 | 3,352,874 | 15,068 | 21,248 | 32 | 0.6% | 32,649 | 7,660 | 9,661,714 | 92.6 | 6,200,217 |
| Andorra | 02 Mar 2020 | 08-Mar-22 | 38,710 | 90 | 152 | 1 | 0.4% | 50,180 | 665 | 57,797 | 68.8 | 24,732 |
| Liechtenstein | 03 Mar 2020 | 08-Mar-22 | 13,204 | 9 | 79 | 1 | 0.6% | 34,730 | - | 26,707 | 68.9 | 18,167 |
| Ukraine | 03 Mar 2020 | 08-Mar-22 | 4,875,007 | 12,548 | 106,679 | 194 | 2.2% | 10,983 | - | 15,729,617 | 35.0 | 752,581 |
| Slovenia | 04 Mar 2020 | 08-Mar-22 | 907,630 | 3,171 | 6,374 | 7 | 0.7% | 43,470 | 6,740 | 1,264,048 | 58.6 | 630,482 |
| Hungary | 04 Mar 2020 | 08-Mar-22 | 1,807,285 | 1,387 | 44,495 | 59 | 2.5% | 18,498 | 2,148 | 6,397,623 | 64.1 | 4,048,407 |
| Poland | 04 Mar 2020 | 08-Mar-22 | 5,760,498 | 13,176 | 112,768 | 217 | 2.0% | 15,171 | 2,350 | 22,542,001 | 58.9 | 11,439,017 |
| Faroe Islands | 04 Mar 2020 | 27-Feb-22 | 34,237 | - | 28 | - | 0.1% | 70,334 | 4,690 | 41,715 | 83.4 | 21,284 |
| Bosnia and Herzegovina | 05 Mar 2020 | 08-Mar-22 | 372,645 | 167 | 15,590 | 15 | 4.2% | 11,289 | - | 943,394 | 25.9 | 120,530 |

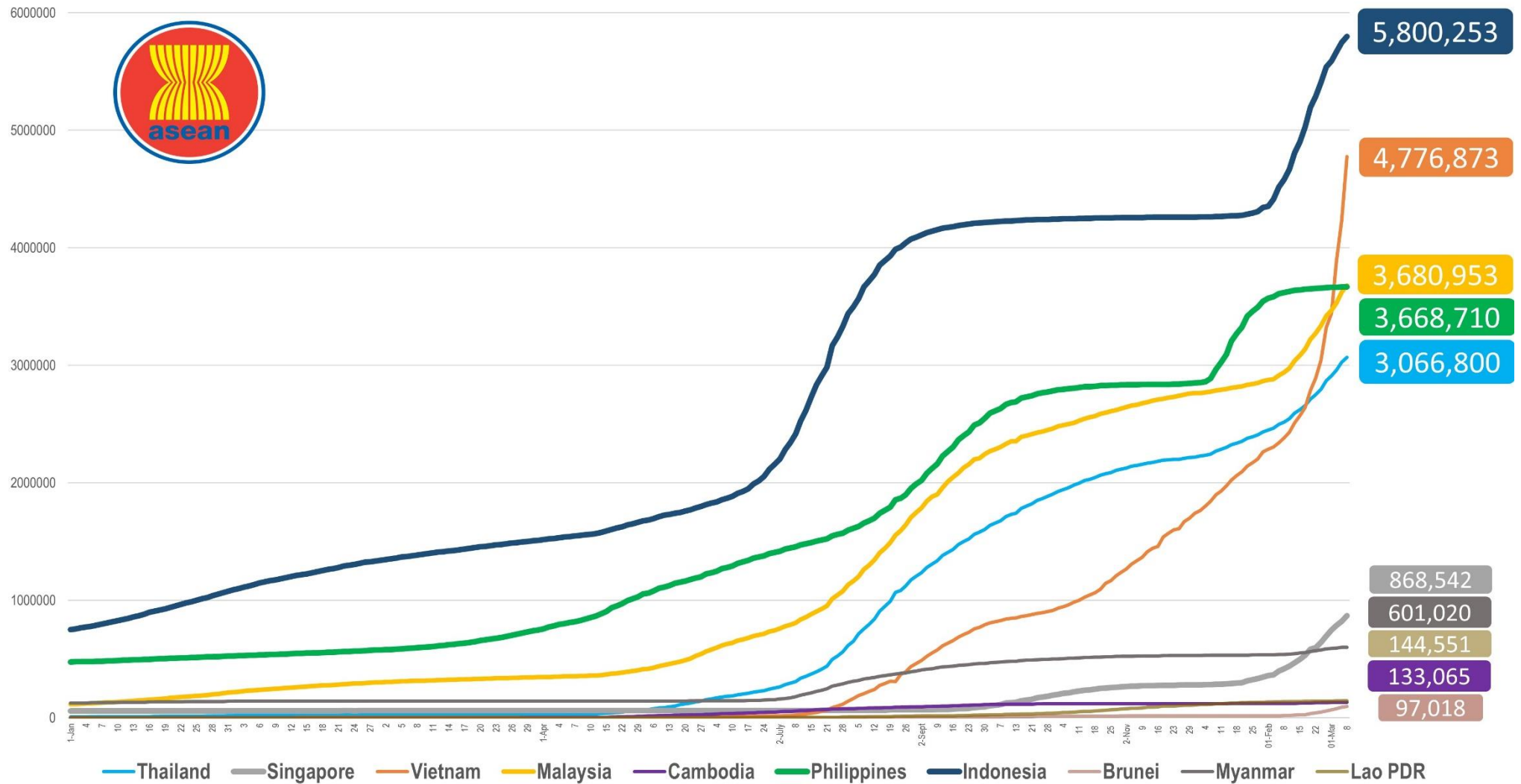
| | | | | | | | | | | | | | |
|--------------------|------------------------|-------------|-----------|-----------|-------|---------|-----|-------|--------|--------|------------|-------|------------|
| | Gibraltar | 05 Mar 2020 | 08-Mar-22 | 15,717 | 108 | 101 | - | 0.6% | 46,637 | | 41,995 | 121.5 | 30,317 |
| | Slovakia | 06 Mar 2020 | 08-Mar-22 | 1,522,732 | 9,819 | 18,750 | 46 | 1.2% | 27,919 | 8,328 | 2,817,878 | 50.5 | 1,625,854 |
| | Serbia | 06 Mar 2020 | 08-Mar-22 | 1,930,437 | 2,588 | 15,488 | 25 | 0.8% | 27,796 | 2,356 | 3,344,962 | 47.5 | 1,869,580 |
| | Vatican City | 06 Mar 2020 | 19-Jan-22 | 29 | - | - | - | 0.0% | 3,149 | | | | |
| | Malta | 07 Mar 2020 | 08-Mar-22 | 72,130 | 159 | 610 | 1 | 0.8% | 14,350 | 4,130 | 471,395 | 89.9 | 344,726 |
| | Moldova | 07 Mar 2020 | 08-Mar-22 | 505,996 | 352 | 11,298 | 5 | 2.2% | 19,039 | | 989,897 | 26.0 | 82,869 |
| | Bulgaria | 08 Mar 2020 | 08-Mar-22 | 1,105,968 | 4,642 | 35,964 | 132 | 3.3% | 15,854 | 2,905 | 1,904,143 | 29.7 | 695,856 |
| | Albania | 09 Mar 2020 | 08-Mar-22 | 272,337 | 127 | 3,483 | 1 | 1.3% | 9,542 | 138 | 1,270,745 | 41.7 | 239,070 |
| | Cyprus | 09 Mar 2020 | 08-Mar-22 | 338,517 | 3,695 | 883 | 5 | 0.3% | 28,243 | 77,406 | 687,926 | 72.0 | 440,267 |
| | Channel Islands | 09 Mar 2020 | 08-Mar-22 | 15,630 | 1,196 | 31 | - | 0.2% | 23,962 | | 54,146 | 81.0 | 39,278 |
| | Jersey | 10 Mar 2020 | 08-Mar-22 | 39,802 | 312 | 115 | - | 0.3% | 43,829 | | 82,645 | 78.1 | 60,791 |
| | Kazakhstan | 13 Mar 2020 | 07-Mar-22 | 1,303,848 | - | 13,635 | - | 1.0% | 7,043 | - | 9,394,344 | 47.4 | 2,514,071 |
| | Kosovo | 13 Mar 2020 | 08-Mar-22 | 226,648 | 23 | 3,119 | 1 | 1.4% | 12,632 | | 900,417 | 45.9 | 98,304 |
| | Uzbekistan | 15 Mar 2020 | 08-Mar-22 | 236,994 | 27 | 1,637 | - | 0.7% | 706 | | 18,446,210 | 38.8 | |
| | Greenland | 16 Mar 2020 | 08-Mar-22 | 11,825 | 15 | 20 | - | 0.2% | 21,032 | | 41,243 | 67.7 | |
| | Montenegro | 17 Mar 2020 | 08-Mar-22 | 231,115 | 104 | 2,689 | 3 | 1.2% | 37,149 | | 288,859 | 44.7 | 95,417 |
| | Kyrgyztan | 18 Mar 2020 | 08-Mar-22 | 200,658 | 17 | 2,968 | 2 | 1.5% | 3,108 | | 1,456,004 | 17.9 | |
| | Isle of Man | 19 Mar 2020 | 08-Mar-22 | 23,777 | 173 | 80 | - | 0.3% | 28,111 | | 69,429 | 78.1 | 51,718 |
| | Tajikistan | 30 Apr 2020 | 07-Mar-22 | 17,786 | - | 125 | - | 0.7% | 191 | | 4,916,961 | 42.1 | 2,386 |
| MIDDLE EAST | UAE | 29 Jan 2020 | 08-Mar-22 | 883,593 | 323 | 2,302 | - | 0.3% | 9,043 | 55,391 | 9,890,523 | 95.3 | 4,817,674 |
| | Iran | 19 Feb 2020 | 08-Mar-22 | 7,102,159 | 5,841 | 138,260 | 144 | 1.9% | 8,566 | 1,239 | 63,221,401 | 65.7 | 24,188,461 |
| | Israel | 21 Feb 2020 | 08-Mar-22 | 3,684,810 | 4,171 | 10,322 | 5 | 0.3% | 40,701 | 8,767 | 6,700,041 | 65.9 | 5,199,065 |
| | Lebanon | 21 Feb 2020 | 08-Mar-22 | 1,080,381 | 1,006 | 10,169 | 8 | 0.9% | 15,759 | - | 2,499,496 | 32.1 | 539,250 |
| | Kuwait | 24 Feb 2020 | 08-Mar-22 | 624,205 | 436 | 2,548 | 2 | 0.4% | 14,837 | 5,512 | 3,393,521 | 75.7 | 380,911 |
| | Oman | 24 Feb 2020 | 08-Mar-22 | 385,513 | 360 | 4,249 | - | 1.1% | 7,749 | | 3,220,696 | 57.5 | 32,412 |
| | Bahrain | 24 Feb 2020 | 08-Mar-22 | 530,730 | 1,896 | 1,461 | 2 | 0.3% | 32,338 | 9,303 | 1,227,305 | 68.5 | 950,713 |
| | Iraq | 24 Feb 2020 | 08-Mar-22 | 2,309,816 | 888 | 25,076 | 8 | 1.1% | 5,876 | - | 9,992,944 | 16.7 | |
| | Qatar | 29 Feb 2020 | 08-Mar-22 | 358,564 | 146 | 671 | 1 | 0.2% | 12,661 | 7,994 | 2,360,308 | 75.7 | 1,297,264 |
| | Saudi Arabia | 02 Mar 2020 | 08-Mar-22 | 747,934 | 219 | 9,011 | 2 | 1.2% | 2,183 | 2,039 | 25,792,668 | 67.8 | 9,904,609 |
| | Jordan | 02 Mar 2020 | 01-Mar-22 | 1,638,228 | - | 13,849 | - | 0.8% | 16,217 | 2,962 | 4,694,106 | 42.7 | |
| | Palestine | 05 Mar 2020 | 08-Mar-22 | 652,763 | 465 | 5,588 | 5 | 0.9% | 13,932 | | 1,979,151 | 32.9 | 2,779 |
| | Syria | 22 Mar 2020 | 08-Mar-22 | 55,140 | 55 | 3,102 | 3 | 5.6% | 323 | | 2,239,981 | 6.9 | 3,046 |
| | Yemen | 10 Apr 2020 | 07-Mar-22 | 11,781 | - | 2,138 | - | 18.1% | 40 | | 624,837 | 1.3 | |
| AFRICA | Egypt | 14 Feb 2020 | 08-Mar-22 | 492,774 | 882 | 24,244 | 22 | 4.9% | 491 | | 41,192,990 | 28.9 | 1,104,196 |
| | Algeria | 25 Feb 2020 | 08-Mar-22 | 265,323 | 26 | 6,858 | 1 | 2.6% | 616 | | 7,456,361 | 13.6 | 436,274 |

| | | | | | | | | | | | | |
|-------------------------------------|-------------|-----------|-----------|-------|--------|----|------|--------|--------|------------|------|-----------|
| Nigeria | 28 Feb 2020 | 07-Mar-22 | 254,659 | - | 3,142 | - | 1.2% | 127 | 104 | 18,404,584 | 4.0 | |
| Tunisia | 02 Mar 2020 | 06-Mar-22 | 1,005,804 | - | 27,943 | - | 2.8% | 8,600 | 551 | 7,164,186 | 53.1 | 1,150,919 |
| Morocco | 02 Mar 2020 | 08-Mar-22 | 1,161,776 | 78 | 16,029 | 7 | 1.4% | 3,185 | 404 | 24,854,067 | 62.4 | 5,779,158 |
| Senegal | 02 Mar 2020 | 08-Mar-22 | 85,772 | 4 | 1,962 | - | 2.3% | 526 | 103 | 1,448,125 | 6.0 | |
| South Africa | 05 Mar 2020 | 08-Mar-22 | 3,686,556 | 1,436 | 99,625 | 16 | 2.7% | 6,296 | 566 | 20,529,787 | 29.0 | 1,417,569 |
| Cameroon | 06 Mar 2020 | 03-Mar-22 | 119,322 | - | 1,926 | - | 1.6% | 461 | | 1,073,258 | 3.0 | |
| Togo | 06 Mar 2020 | 08-Mar-22 | 36,838 | 5 | 272 | - | 0.7% | 456 | 157 | 1,549,440 | 13.5 | |
| Burkina Faso | 09 Mar 2020 | 20-Feb-22 | 20,751 | - | 375 | - | 1.8% | 102 | 34 | 2,117,997 | 5.4 | |
| Democratic Republic of Congo | 10 Mar 2020 | 04-Mar-22 | 86,154 | - | 1,335 | - | 1.5% | 99 | | 754,459 | 0.5 | |
| Ivory Coast | 11 Mar 2020 | 08-Mar-22 | 81,559 | 3 | 795 | - | 1.0% | 317 | 112 | 6,874,956 | 14.8 | |
| Reunion | 11 Mar 2020 | 08-Mar-22 | 310,181 | 8,019 | 680 | 14 | 0.2% | 39,923 | | | | |
| Ghana | 13 Mar 2020 | 04-Mar-22 | 160,640 | - | 1,442 | - | 0.9% | 528 | 152 | 7,721,716 | 15.1 | 127,214 |
| Guinea | 13 Mar 2020 | 07-Mar-22 | 36,427 | - | 440 | - | 1.2% | 285 | | 3,531,742 | 13.9 | |
| Gabon | 13 Mar 2020 | 05-Mar-22 | 47,559 | - | 303 | - | 0.6% | 2,189 | 632 | 299,993 | 10.8 | 841 |
| Sudan | 13 Mar 2020 | 04-Mar-22 | 61,569 | - | 3,912 | - | 6.4% | 144 | - | 5,126,250 | 5.2 | |
| Kenya | 13 Mar 2020 | 08-Mar-22 | 323,115 | 21 | 5,641 | - | 1.7% | 615 | 110 | 8,816,664 | 14.0 | 255,481 |
| Ethiopia | 13 Mar 2020 | 08-Mar-22 | 469,047 | 40 | 7,477 | 1 | 1.6% | 418 | 59 | 21,524,528 | | |
| Central African Republic | 14 Mar 2020 | 04-Mar-22 | 14,320 | - | 113 | - | 0.8% | 302 | 59 | 819,313 | 15.9 | |
| Seychelles | 14 Mar 2020 | 02-Mar-22 | 39,403 | - | 163 | - | 0.4% | 40,362 | | 84,141 | 80.8 | 27,744 |
| Rwanda | 14 Mar 2020 | 08-Mar-22 | 129,567 | 7 | 1,458 | - | 1.1% | 1,026 | 1,368 | 8,811,796 | 58.8 | 1,676,522 |
| Namibia | 14 Mar 2020 | 08-Mar-22 | 157,358 | 8 | 4,014 | - | 2.6% | 6,308 | 622 | 440,661 | 14.5 | |
| Swaziland | 14 Mar 2020 | 08-Mar-22 | 69,331 | 24 | 1,391 | - | 2.0% | 6,039 | | 380,363 | 28.7 | |
| Mauritania | 14 Mar 2020 | 08-Mar-22 | 58,654 | 2 | 980 | - | 1.7% | 1,296 | 512 | 1,539,645 | 21.9 | 34,249 |
| Mayotte | 14 Mar 2020 | 04-Mar-22 | 36,703 | - | 187 | - | 0.5% | 23,078 | | | | |
| Equatorial Guinea | 15 Mar 2020 | 07-Mar-22 | 15,894 | - | 183 | - | 1.2% | 1,172 | 13,058 | 259,685 | 14.3 | |
| Republic of Congo | 15 Mar 2020 | 28-Feb-22 | 24,020 | - | 378 | - | 1.6% | 446 | | 675,865 | 11.2 | |
| Benin | 16 Mar 2020 | 03-Mar-22 | 26,575 | - | 163 | - | 0.6% | 225 | - | 2,591,583 | 16.2 | |
| Liberia | 16 Mar 2020 | 28-Feb-22 | 7,384 | - | 294 | - | 4.0% | 150 | | 1,116,709 | 20.9 | |
| Tanzania | 16 Mar 2020 | 22-Feb-22 | 33,620 | - | 798 | - | 2.4% | 58 | - | 3,223,953 | 4.1 | |
| Somalia | 16 Mar 2020 | 07-Mar-22 | 26,400 | - | 1,348 | - | 5.1% | 171 | | 1,479,158 | 5.7 | |
| Gambia | 17 Mar 2020 | 06-Mar-22 | 11,963 | - | 365 | - | 3.1% | 510 | 87 | 330,027 | 12.7 | |
| Zambia | 17 Mar 2020 | 08-Mar-22 | 314,159 | 249 | 3,959 | - | 1.3% | 1,759 | 194 | 2,510,296 | 10.5 | 33,684 |
| Mauritius | 18 Mar 2020 | 08-Mar-22 | 33,045 | 614 | 786 | - | 2.4% | 2,611 | | 993,298 | 74.4 | 491,390 |
| Djibouti | 18 Mar 2020 | 04-Mar-22 | 15,550 | - | 189 | - | 1.2% | 1,597 | 483 | 140,287 | 10.0 | |
| Niger | 19 Mar 2020 | 08-Mar-22 | 8,769 | 2 | 307 | - | 3.5% | 38 | 19 | 1,474,560 | 4.2 | |
| Chad | 19 Mar 2020 | 07-Mar-22 | 7,258 | - | 190 | - | 2.6% | 46 | - | 271,031 | 0.8 | |
| Zimbabwe | 20 Mar 2020 | 08-Mar-22 | 239,710 | 501 | 5,399 | - | 2.3% | 1,637 | 363 | 4,379,875 | 22.6 | 150,894 |
| Cape Verde | 20 Mar 2020 | 07-Mar-22 | 55,898 | - | 401 | - | 0.7% | 10,164 | | 352,929 | 53.4 | |
| Madagascar | 20 Mar 2020 | 06-Mar-22 | 63,791 | - | 1,373 | - | 2.2% | 237 | 55 | 1,038,325 | 3.5 | |
| Uganda | 21 Mar 2020 | 06-Mar-22 | 163,416 | - | 3,592 | - | 2.2% | 369 | 80 | 13,809,794 | 16.3 | |

| | | | | | | | | | | | | |
|------------------------------|-------------|-----------|--------------------|------------------|------------------|--------------|-------------|--------|-----|------------|------|---------|
| Eritrea | 21 Mar 2020 | 07-Mar-22 | 9,716 | - | 103 | - | 1.1% | 274 | | | | |
| Angola | 21 Mar 2020 | 08-Mar-22 | 98,829 | 23 | 1,900 | - | 1.9% | 311 | 71 | 10,780,927 | 16.5 | 227,810 |
| Mozambique | 22 Mar 2020 | 08-Mar-22 | 225,150 | 10 | 2,197 | 1 | 1.0% | 741 | 52 | 12,963,020 | 35.7 | 138,218 |
| Libya | 24 Mar 2020 | 08-Mar-22 | 498,839 | 386 | 6,314 | 6 | 1.3% | 7,360 | | 2,172,442 | 15.8 | 79,418 |
| Guinea-Bissau | 25 Mar 2020 | 06-Mar-22 | 8,033 | - | 167 | - | 2.1% | 418 | | 515,764 | 16.8 | |
| Mali | 25 Mar 2020 | 08-Mar-22 | 30,401 | 3 | 725 | - | 2.4% | 155 | | 1,227,110 | 4.2 | |
| Botswana | 30 Mar 2020 | 25-Feb-22 | 263,950 | - | 2,619 | - | 1.0% | 11,458 | - | 1,438,728 | 51.2 | 158,470 |
| Sierra Leone | 31 Mar 2020 | 07-Mar-22 | 7,666 | - | 125 | - | 1.6% | 98 | | 1,516,460 | 11.9 | |
| Burundi | 31 Mar 2020 | 05-Mar-22 | 38,209 | - | 15 | - | 0.0% | 331 | 140 | 9,738 | 0.1 | |
| Malawi | 02 Apr 2020 | 08-Mar-22 | 85,452 | 12 | 2,619 | - | 3.1% | 459 | 38 | 1,948,930 | 4.2 | |
| South Sudan | 05 Apr 2020 | 08-Mar-22 | 17,025 | 10 | 137 | - | 0.8% | 154 | 104 | 469,694 | 3.7 | |
| Sao Tome and Principe | 06 Apr 2020 | 27-Feb-22 | 5,934 | - | 72 | - | 1.2% | 2,759 | | 111,775 | 34.9 | 4,031 |
| Comoros | 30 Apr 2020 | 08-Mar-22 | 8,051 | 3 | 160 | - | 2.0% | 946 | | 341,102 | 33.9 | |
| Lesotho | 13May 2020 | 08-Mar-22 | 32,716 | 9 | 697 | - | 2.1% | 1,539 | | 782,175 | 33.7 | |
| | | | 426,417,596 | 1,245,810 | 5,703,823 | 6,115 | 1.3% | | | | | |

COVID-19 Epi curve among ASEAN Countries:

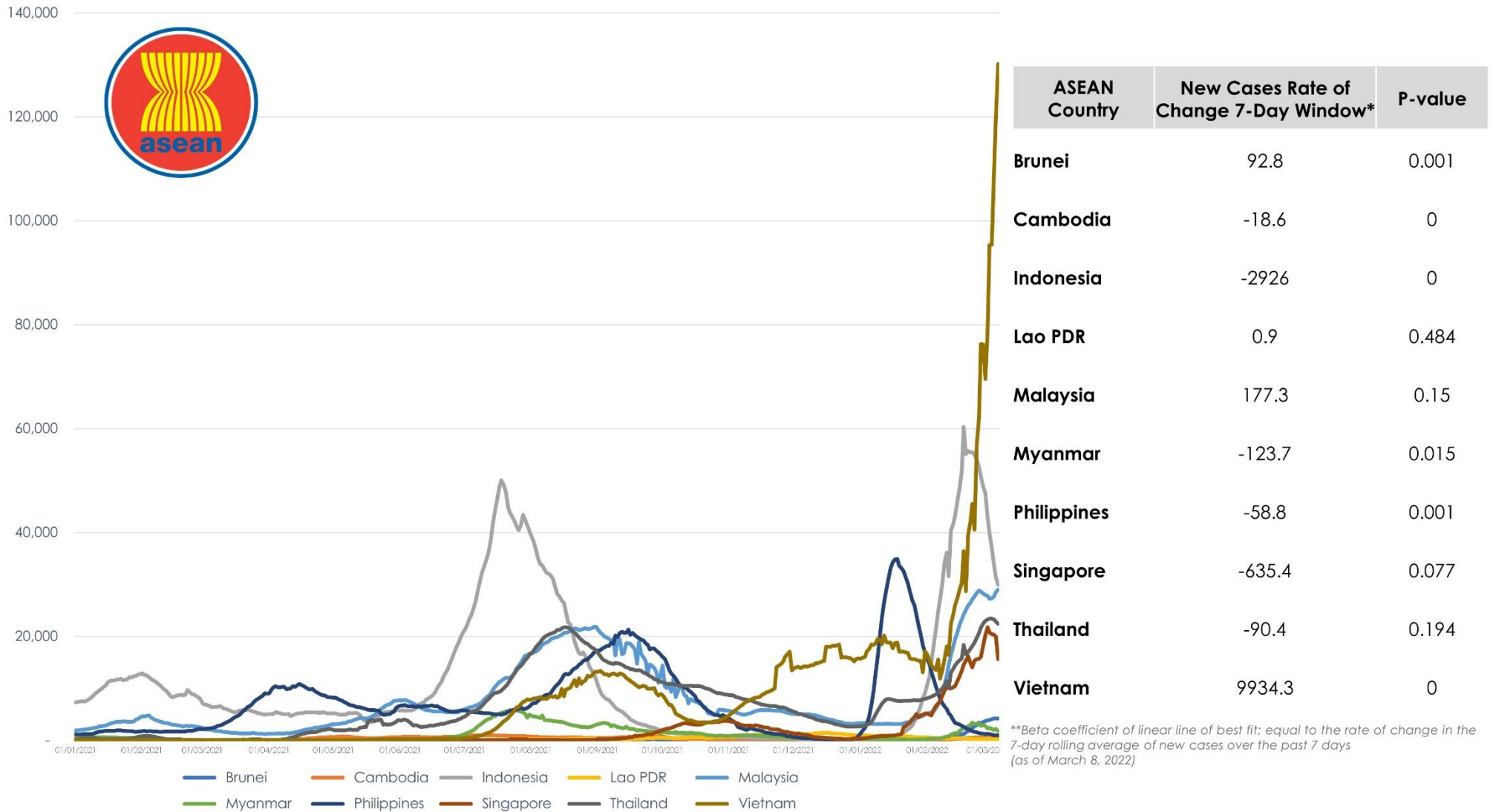
From January 1, 2021 to March 8, 2022



Cumulative cases of COVID-19 in the ASEAN Region as of March 8, 2022 (Report generated by ASEAN Biodiaspora Virtual Center)

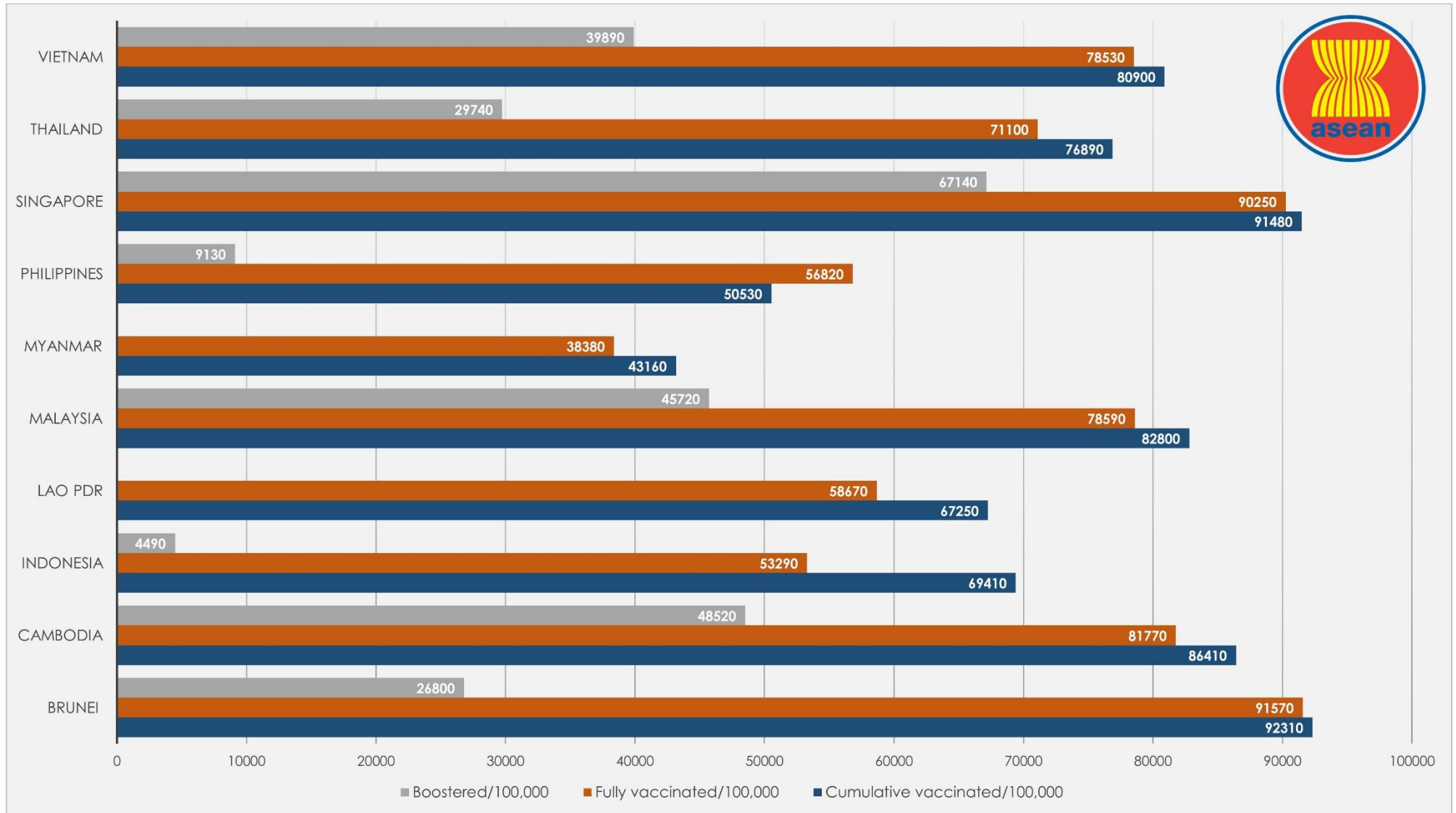
7-Day Rolling Average of COVID-19 new cases

From January 1, 2021 to March 8, 2022



COVID-19 Vaccination Status


as of 8 March 2022



Note: Philippine data on "Cumulative People Vaccinated" not updated

COVID-19 Outlook Assessment

as of 6 March 2022

|  ASEAN MEMBER STATE | REQUIREMENT | | | | | | | |
|--|---|---|---|---|--|------------------------------|---|------------------------------|
| | At least 80% of the high-risk population has been vaccinated with at least one dose of a COVID-19 vaccine. | | At least 65% of the total population has a level of immunity to COVID-19; either recovered from COVID-19 or have been vaccinated with at least one dose of a COVID-19 vaccine. | | Case levels are generally low (a 7-day rolling average number of daily new cases that is <10 cases per 100,000, with each day's past-14-day test positivity is consistently <5%). | | Government Policy on containment and health (strictness and comprehensiveness in COVID-19 related government policies) | |
| | % of High risk population fully vaccinated | Population vaccinated/day (7-day average) | % of Total population fully vaccinated / boosted | Population vaccinated/day (7-day average) | Daily cases/100,000 | Test positivity last 14 days | Containment and health index score - Oxford COVID-19 Government Response Tracker (OxCGRT) | Change over the past 30 days |
| Brunei | ≥90.0 | Unknown | ≥90.0/26.8 | Unknown | 972.37 | Unknown | 67.9/100 | 0.0 |
| Cambodia | ≥90.0 | 0%/day | 88.0/49.9 | 0.02%/day | 2.10 | 16.5 | 37.5/100 | -11.0 |
| Indonesia | ≥90.0 | 0%/day | 56.6/4.5 | 0.22%/day | 10.86 | 16.4 | 61.6/100 | 0.0 |
| Lao PDR | ≥90.0 | 0%/day | 64.1/ND | 0.34%/day | 3.14 | 22.1 | 78.3/100 | +3.6 |
| Malaysia | ≥90.0 | 0%/day | 79.1/45.8 | 0%/day | 92.43 | 13.6 | 58.0/100 | 0.0 |
| Myanmar | ≥90.0 | 0%/day | 39.8/ND | Unknown | 3.1 | 8.9 | 71.2/100 | +1.8 |
| Philippines | ≥90.0 | 0%/day | 61.1/9.1 | unknown | 0.83 | 7.5 | 82.4/100 | 0.0 |
| Singapore | ≥90.0 | 0%/day | 87.3/67.1 | 0.07%/day | 271.50 | Unknown | 72.0/100 | 0.0 |
| Thailand | ≥90.0 | 0%/day | 72.2/29.7 | 0.01%/day | 31.99 | 25.2 | 52.4/100 | -0.6 |
| Vietnam | 87.6 | 0.13%/day | 83.5/41.3 | 0.13%/day | 186.76 | 85 | 71.4/100 | 0.0 |



Report generated by
ASEAN Biodiaspora Virtual Center (ABVC)
 in collaboration with **Bluedot Inc.**
 Email: support@biodiaspora.org

