

# COVID-19 Situational Report in the ASEAN Region

ASEAN BioDiaspora Virtual Center (ABVC)

as of February 9, 2022



# COVID-19: Highlights and Situation Overview

## Global Update

- Worldwide, there have been over 400 million cases and 5.8 million deaths attributed to COVID-19.
- According to the World Health Organization (WHO), during the week of January 31 to February 6, the number of new COVID-19 cases globally has decreased by 17% compared to the number reported during the previous week, while the number of new deaths has increased by 7%. Across the six WHO regions, over 19 million new cases and just under 68,000 new deaths were reported. As of February 6, over 392 million confirmed cases and over 5.7 million deaths have been reported globally. At the regional level, the Eastern Mediterranean Region reported an increase of 36% in the number of new weekly cases while all other regions reported decreases: The Region of the Americas (36%), the South-East Asia Region (32%), the African Region (22%), the Western Pacific Region (8%) and the European Region (7%). The number of new weekly deaths continued to increase in the South-East Asia (67%) and Eastern Mediterranean Regions (45%), while the number remained similar to that of the previous week in the Region of the Americas and the European Region and decreased in the African (14%) and Western Pacific Regions (5%). WHO also reported that the current global epidemiology of SARS-CoV-2 is characterized by the continued rapid global spread of the Omicron variant. All other variants, including VOCs (Alpha, Beta, Gamma and Delta) and VOIs (Lambda and Mu) continue to decline in all six WHO regions. Among the 426 363 sequences uploaded to GISAID with specimens collected in the last 30 days, 412 265(96.7%) were Omicron, 13 972(3.3%) were Delta, two (<0.1%) were Gamma, and two (<0.1%) were Alpha. There were no sequences reported for another variant, including for VOIs Mu and Lambda.

## Regional Update

- Brunei's Ministry of Health said on Monday (February 7) evening that the country is now going through the third wave of COVID-19, where the number of cases is expected to increase beyond the total reported during the second wave. The country's COVID-19 cases reached 1,371 from January 31 to February 6, up from 281 in the past week, which is also higher than the caseloads of 251 and 247 for the previous two weeks. However, the ministry said that the number of severe cases who would require oxygen assistance and intensive care during the third wave will continue to be low and not exceed the number recorded during the second wave. The ministry also said that Omicron variant has been found to be replacing the Delta variant as the main or dominant variant in Brunei Darussalam at this time, but adding that all the Omicron variant cases detected in Brunei only had mild symptoms or were asymptomatic. The ministry urged the public to adhere to the standard operation procedures (SOPs) and guidelines set by the government. The SOPs and guidelines listed by the health ministry include getting the third dose of the COVID-19 vaccine as soon as possible, wearing a well-fitting face mask when going outdoors, and maintaining physical distancing.
- Malaysia reported that a total of 89 new clusters were reported in the fifth epidemiological week (ME) from January 30 to February 5, bringing the total number of active clusters to 353 which is a 21.3% increase compared to the previous corresponding period. Of the 89 clusters, 52 were from educational institutions, 20 from workplaces, 7 from within the community, 6 within high-risk groups, 3 from detention centers and one from religious activities. On the same epidemiological week, the country reported a total of 43,062 new COVID-19 cases, a 34.7% increase compared to the previous week, but has however seen an 8.1% decrease in the number of deaths. Meanwhile, the government announced on Tuesday (February 8) that the standard operation procedure requiring temperature checks and manual recording of personal particulars for entry in premises will be abolished starting February 11. However, checking in with the MySejahtera

application is still mandatory. The authority also said that the government would have a new set of SOPs for umrah travel, including making the booster dose compulsory and allowing home quarantine starting February 14.

- Vietnam reported 21,909 new COVID-19 cases on February 8 (Tuesday), the highest daily number of cases reported in 2022. The cases reported in 63 localities nationwide include 21,901 locally transmitted and eight imported. Hanoi continued to record the highest number of infections with 2,903 cases, followed by Nghe An with 1,717 and Hai Duong with 1,245. The total number of COVID-19 cases in the country has reached 2,380,695, including 192 infections of Omicron.

### Vaccine Update

- Based on Malaysia's CovidNow portal, a total of 22,931,979 individuals, or 98% of the adult population, have completed COVID-19 vaccination, while 23,207,389 individuals, or 99.2%, have received at least one dose of the vaccine as of February 8 (Tuesday). In addition, 53.9% of the adult population in Malaysia, or 12,616,238 individuals, have received the COVID-19 booster dose. For adolescents aged between 12 and 17, a total of 2,792,830 or 88.7% of the age group have completed the vaccination, while 2,870,546 or 91.2% have received at least one dose of the vaccine. On Tuesday (February 8), a total of 152,358 doses of the vaccine were dispensed, involving 10,471 as first dose, 1,506 as second dose and 140,381 as booster dose, bringing the cumulative number of doses administered under the National COVID-19 Immunization Programme to 64,264,073.

### Travel Advisories (new update/s)

- Philippines: The Bureau of Immigration (BI) on February 8 (Tuesday) clarified that only fully vaccinated foreign nationals coming from over 150 countries are allowed to enter the country without a visa starting February 10. In a statement, the Immigration Commissioner said that foreigners whose country of nationality is not listed under Executive Order (EO) 408 cannot avail of the visa-free privilege and are required to secure visas before traveling to the Philippines. Under the EO, nationals from 157 countries may be admitted into the country without a visa for an initial stay of 30 days. The nations include Canada, Japan, Singapore, the United States, New Zealand, Malaysia, and South Korea. Meanwhile, foreign travellers from countries not listed under EO need to secure a 9(a) visa and an entry exemption document (EED) through any of the Philippine embassies or consulates abroad and must also be fully vaccinated or else they will be denied entry even if they have valid 9(a) visas and EED. The task force also required arriving foreign travellers to present a negative RT-PCR test, taken at least 48 hours prior to departure from the country of origin, a return ticket, a passport valid for at least six months, and a travel and health insurance for COVID-19 with a minimum coverage of USD 35,000 that is valid for the entire duration of their stay.

### Cases and Deaths as of 09 February 2022

- As of 09 February 2022 (2PM, GMT+8), worldwide, there were **400,110,139** confirmed cases, including **5,784,449** deaths. Globally, Case Fatality Rate (CFR) was **1.4**.
- In **China**, there were **141,865** confirmed cases with **5,700** deaths, including deaths in Hong Kong (213) and Taiwan (851). Confirmed cases in China include confirmed cases in Hong Kong (16,022), Macau (79) and Taiwan (19,239). CFR was **4.0**.
- **17,273,172 confirmed cases** of COVID-19 have been reported in the ASEAN region with a total of **316,117 deaths**, with a CFR of **1.8**.

REGION	COUNTRY	FIRST CONFIRMED CASE(S)	LATEST REPORT ON CONFIRMED CASE(S)	TOTAL CONFIRMED CASES	NEW CASES (7-Day Rolling Average)	TOTAL DEATHS	NEW DEATHS (7-Day Rolling Average)	CASE FATALITY RATE	TOTAL POPULATION	CUMULATIVE CASES/ 100,000	CUMULATIVE VACCINATED	CUMULATIVE FULLY VACCINATED	FULLY VACCINATED / 100
ASEAN REGION	Brunei	10 Mar 20	08-Feb-22	18,404	252 (275)	98	-	0.5%	433,285	4,248	407,042	403,385	91.4
	Cambodia	27 Jan 20	08-Feb-22	121,983	102 (85)	3,015	-	2.5%	16,486,542	740	14,360,705	13,773,041	81.3
	Indonesia	02 Mar 20	08-Feb-22	4,580,093	37,492 (30,100)	144,719	83 (53)	3.2%	270,625,568	1,692	186,703,390	131,119,425	47.4
	Lao PDR	24 Mar 20	08-Feb-22	137,103	383 (381)	577	3 (4)	0.4%	7,169,455	1,912	4,653,477	3,835,288	52.0
	Malaysia	25 Jan 20	08-Feb-22	2,939,198	13,944 (8,982)	32,056	13 (10)	1.1%	31,949,777	9,199	26,117,440	25,723,208	78.5
	Myanmar	23 Mar 20	08-Feb-22	539,554	1,145 (452)	19,310	-	3.6%	54,045,420	998	22,106,391	18,847,061	34.4
	Philippines	30 Jan 20	08-Feb-22	3,619,633	3,246 (7,138)	54,621	83 (81)	1.5%	108,116,615	3,348	56,110,301	60,145,895	54.2
	Singapore	23 Jan 20	08-Feb-22	418,640	13,011 (8,509)	877	3 (3)	0.2%	5,703,569	7,340	4,929,611	4,786,538	87.8
	Thailand	13 Jan 20	08-Feb-22	2,517,869	10,398 (9,986)	22,323	17 (19)	0.9%	69,625,582	3,616	52,317,657	48,492,788	69.3
	Vietnam	23 Jan 20	08-Feb-22	2,380,695	21,909 (13,421)	38,521	97 (106)	1.6%	96,462,106	2,468	79,080,967	71,946,807	73.3
				<b>17,273,172</b>	<b>101,882</b>	<b>316,117</b>	<b>299</b>	<b>1.8%</b>					

- **382,695,102 confirmed cases** of COVID-19 have been reported in **224 countries/states** (other than China, Hong Kong, Taiwan, Macau, and ASEAN countries):

REGION	COUNTRY	FIRST CONFIRMED CASE(S)	LATEST REPORT ON CONFIRMED CASE(S)	TOTAL CONFIRMED CASES	NEW CASES	TOTAL DEATHS	NEW DEATHS	CASE FATALITY RATE	CUMULATIVE CASES/ 100,000	NUMBER OF TESTS LAST 14 DAYS/ 100,000	CUMULATIVE IMMUNIZED	CUMULATIVE FULLY VACCINATED	FULLY VACCINATED / 100
ASIA PACIFIC	Japan	16 Jan 2020	08-Feb-22	3,463,105	92,073	19,468	160	0.6%	2,743	2,058	101,444,465	99,914,638	79.3
	South Korea	20 Jan 2020	08-Feb-22	1,081,681	36,718	6,922	36	0.6%	2,092	5,531	44,693,854	44,138,297	86.0
	Nepal	24 Jan 2020	08-Feb-22	968,611	1,184	11,838	11	1.2%	3,386	444	16,830,395	14,407,775	48.6
	Australia	25 Jan 2020	08-Feb-22	2,106,943	17,613	4,331	85	0.2%	8,214	5,718	21,831,166	20,300,210	78.7
	Sri Lanka	27 Jan 2020	08-Feb-22	621,985	1,253	15,656	35	2.5%	2,853	452	16,788,517	14,015,145	65.2
	India	30 Jan 2020	08-Feb-22	42,339,611	67,597	504,062	1,188	1.2%	3,099	1,666	951,263,816	730,627,102	52.4
	Afghanistan	24 Feb 2020	08-Feb-22	167,739	815	7,454	12	4.4%	441		4,577,740	3,912,336	9.8
	Pakistan	26 Feb 2020	08-Feb-22	1,465,910	2,799	29,553	37	2.0%	677	362	111,408,710	87,052,879	38.7
	New Zealand	28 Feb 2020	08-Feb-22	18,253	265	53	-	0.3%	371	5,581	4,210,342	3,935,736	76.8
	Bhutan	05 Mar 2020	08-Feb-22	6,459	159	4	-	0.1%	846	14,897	593,980	570,751	73.2
	Maldives	07 Mar 2020	08-Feb-22	153,415	1,502	285	1	0.2%	28,894	14,805	397,761	370,087	68.1
	Bangladesh	08 Mar 2020	08-Feb-22	1,879,255	8,354	28,670	43	1.5%	1,153	343	95,440,321	59,711,538	35.9
	Mongolia	10 Mar 2020	08-Feb-22	450,631	1,100	2,131	4	0.5%	13,972	5,866	2,269,843	2,170,723	65.2
Turkey	10 Mar 2020	08-Feb-22	12,446,111	111,096	89,211	241	0.7%	14,918	6,293	57,505,252	52,530,366	61.8	

	<b>French Polynesia</b>	12 Mar 2020	04-Feb-22	50,805	-	636	-	1.3%	18,191		181,271	166,049	58.8
	<b>Guam</b>	15 Mar 2020	07-Feb-22	36,612	-	298	-	0.8%	21,885		146,502	131,965	78.3
	<b>New Caledonia</b>	17 Mar 2020	08-Feb-22	30,981	2,353	284	-	0.9%	10,765		186,403	177,523	61.6
	<b>Fiji</b>	18 Mar 2020	07-Feb-22	63,356	-	813	-	1.3%	7,119	328	665,494	615,242	68.1
	<b>Papua New Guinea</b>	21 Mar 2020	08-Feb-22	37,788	56	597	-	1.6%	431	-	295,610	234,710	2.6
	<b>Timor Leste</b>	21 Mar 2020	08-Feb-22	20,748	247	122	-	0.6%	1,604	-	672,455	564,583	42.0
	<b>Northern Mariana Islands</b>	28 Mar 2020	07-Feb-22	6,332	-	23	-	0.4%	11,067		44,796	42,349	81.7
	<b>North Korea</b>	24 Jul 2020	25-Jul-20	1	-	-	-	0.0%	0				
	<b>Solomon Islands</b>	03 Oct 2020	08-Feb-22	3,319	137	37	4	1.1%	496		197,796	80,001	11.4
	<b>Wallis et Futuna</b>	17 Oct 2020	03-Dec-21	454	-	7	-	1.5%	2,833		6,151	6,136	55.3
	<b>Marshall Islands</b>	26 Oct 2020	06-Jan-22	7	-	-	-	0.0%	12		27,140	23,315	30.0
	<b>Vanuatu</b>	11 Nov 2020	14-Dec-21	7	-	1	-	14.3%	2		110,235	73,810	23.5
	<b>Samoa</b>	18 Nov 2020	02-Feb-22	33	-	-	-	0.0%	17		142,433	124,583	62.3
	<b>Micronesia</b>	11 Jan 2021	11-Jan-21	1	-	-	-	0.0%	1		55,978	44,830	43.8
	<b>Palau</b>	31 May 2021	08-Feb-22	2,843	127	-	-	0.0%	15,787		20,042	17,490	81.2
	<b>Tonga</b>	05 Nov 2021	08-Feb-22	15	6	-	-	0.0%	14		74,004	64,680	60.6
	<b>Kiribati</b>	25 Jan 2022	08-Feb-22	1,951	207	-	-	0.0%	1,659		74,579	46,015	37.9
<b>AMERICAS</b>	<b>USA</b>	21 Jan 2020	08-Feb-22	78,437,000	66,226	930,984	2,105	1.2%	23,896	2,981	251,176,199	212,143,724	63.9
	<b>Canada</b>	25 Jan 2020	08-Feb-22	3,145,508	5,764	34,955	109	1.1%	8,277	2,261	32,414,453	30,422,243	79.9
	<b>Brazil</b>	26 Feb 2020	07-Feb-22	26,616,014	-	632,946	-	2.4%	12,569	282	172,652,514	150,995,915	70.6
	<b>Mexico</b>	28 Feb 2020	07-Feb-22	5,160,767	-	309,752	-	6.0%	4,045	229	83,903,511	77,614,361	59.6
	<b>Saint Martin</b>	01 Mar 2020	27-Jan-22	9,439	-	61	-	0.6%	24,838				
	<b>Ecuador</b>	01 Mar 2020	06-Feb-22	769,149	-	34,739	-	4.5%	4,427	674	14,682,053	13,359,625	74.7
	<b>Dominican Republic</b>	01 Mar 2020	08-Feb-22	564,467	810	4,332	3	0.8%	5,256	7,278	7,011,592	5,818,265	53.1
	<b>Chile</b>	03 Mar 2020	08-Feb-22	2,431,845	26,173	40,087	27	1.6%	12,832	8,363	17,643,293	16,991,251	88.4
	<b>Argentina</b>	03 Mar 2020	08-Feb-22	8,648,075	32,790	123,227	284	1.4%	19,244	1,454	39,836,950	35,085,035	76.9

<b>Peru</b>	05 Mar 2020	07-Feb-22	3,372,895	-	207,114	-	6.1%	10,375	371	25,103,989	22,956,693	68.8
<b>Costa Rica</b>	06 Mar 2020	07-Feb-22	733,708	-	7,694	-	1.0%	14,536	1,162	4,059,598	3,676,687	71.5
<b>Colombia</b>	06 Mar 2020	07-Feb-22	5,975,786	-	135,992	-	2.3%	11,871	1,292	40,590,831	32,155,932	62.7
<b>French Guiana</b>	06 Mar 2020	08-Feb-22	76,893	120	383	-	0.5%	39,330				
<b>Martinique</b>	06 Mar 2020	01-Feb-22	92,796	-	841	-	0.9%	21,436				
<b>Paraguay</b>	07 Mar 2020	07-Feb-22	610,207	-	17,653	-	2.9%	8,662	2,071	3,637,117	3,117,621	43.2
<b>Panama</b>	10 Mar 2020	07-Feb-22	729,027	-	7,860	-	1.1%	17,168	6,229	3,147,030	2,510,581	57.3
<b>Bolivia</b>	10 Mar 2020	07-Feb-22	874,906	-	21,171	-	2.4%	7,599	1,307	6,772,334	5,347,351	45.2
<b>Honduras</b>	11 Mar 2020	07-Feb-22	398,900	-	10,551	-	2.6%	4,093		5,147,157	4,381,943	43.6
<b>Cuba</b>	11 Mar 2020	08-Feb-22	1,055,927	1,018	8,447	4	0.8%	9,317	-	10,581,126	9,843,502	87.0
<b>Guyana</b>	11 Mar 2020	07-Feb-22	61,616	-	1,182	-	1.9%	7,872	-	424,702	314,960	39.9
<b>Jamaica</b>	12 Mar 2020	08-Feb-22	126,350	128	2,699	1	2.1%	4,286	765	750,652	628,813	21.2
<b>St Vincent and the Grenadines</b>	12 Mar 2020	07-Feb-22	6,708	-	99	-	1.5%	6,066	3,185	34,479	27,972	25.1
<b>Saint Lucia</b>	13 Mar 2020	08-Feb-22	21,768	33	342	1	1.6%	11,909		57,233	51,333	27.8
<b>Trinidad and Tobago</b>	13 Mar 2020	08-Feb-22	116,769	926	3,486	19	3.0%	8,371	-	736,009	694,910	49.5
<b>Venezuela</b>	13 Mar 2020	07-Feb-22	497,977	-	5,495	-	1.1%	1,746		21,737,740	14,138,736	49.3
<b>Guatemala</b>	13 Mar 2020	07-Feb-22	712,057	-	16,509	-	2.3%	4,288	422	6,992,051	5,368,810	29.4
<b>Uruguay</b>	13 Mar 2020	07-Feb-22	733,010	-	6,656	-	0.9%	21,175	8,468	2,935,244	2,698,395	77.4
<b>Curacao</b>	13 Mar 2020	08-Feb-22	37,966	112	247	-	0.7%	24,100		106,191	97,784	59.3
<b>Puerto Rico</b>	13 Mar 2020	07-Feb-22	465,283	-	3,945	-	0.8%	14,569		3,001,982	2,558,175	80.1
<b>Suriname</b>	13 Mar 2020	07-Feb-22	75,889	-	1,285	-	1.7%	13,053	1,082	264,930	233,235	39.4
<b>Antigua and Barbuda</b>	13 Mar 2020	07-Feb-22	6,853	-	131	-	1.9%	7,056	-	63,197	60,358	61.1
<b>Guadeloupe</b>	13 Mar 2020	02-Feb-22	113,966	-	795	-	0.7%	25,726				
<b>Cayman Islands</b>	13 Mar 2020	02-Feb-22	15,934	-	16	-	0.1%	24,533		59,308	57,473	86.4
<b>Aruba</b>	14 Mar 2020	08-Feb-22	33,377	49	196	1	0.6%	31,395		86,871	79,994	74.6
<b>Bahamas</b>	15 Mar 2020	07-Feb-22	32,802	-	753	-	2.3%	8,422	795	160,505	151,520	38.2
<b>US Virgin Islands</b>	16 Mar 2020	07-Feb-22	15,045	-	103	-	0.7%	14,109		66,437	55,467	52.2
<b>Sint Maarten</b>	17 Mar 2020	07-Feb-22	9,407	-	82	-	0.9%	23,094		27,592	25,501	58.7
<b>Montserrat</b>	17 Mar 2020	29-Jan-22	163	-	1	-	0.6%	1,745		1,826	1,593	32.0

<b>Barbados</b>	17 Mar 2020	08-Feb-22	49,372	1,133	288	2	0.6%	17,201		159,029	147,646	51.3
<b>El Salvador</b>	18 Mar 2020	07-Feb-22	135,109	-	3,960	-	2.9%	2,094	365	4,533,437	4,206,985	64.5
<b>Nicaragua</b>	18 Mar 2020	01-Feb-22	17,709	-	217	-	1.2%	271		5,279,733	3,601,744	53.7
<b>Bermuda</b>	18 Mar 2020	07-Feb-22	11,058	-	119	-	1.1%	17,300		46,759	45,926	74.0
<b>Haiti</b>	19 Mar 2020	07-Feb-22	29,832	-	804	-	2.7%	265	-	143,733	93,809	0.8
<b>Dominica</b>	22 Mar 2020	05-Feb-22	9,722	-	51	-	0.5%	13,539		31,847	29,155	40.4
<b>Grenada</b>	22 Mar 2020	08-Feb-22	12,886	14	211	-	1.6%	11,505		42,467	36,778	32.5
<b>Belize</b>	23 Mar 2020	07-Feb-22	54,179	-	630	-	1.2%	13,879	8,110	232,515	203,237	50.2
<b>Turks and Caicos Islands</b>	23 Mar 2020	06-Feb-22	5,789	-	35	-	0.6%	15,158		29,210	27,133	69.2
<b>Saint Kitts and Nevis</b>	24 Mar 2020	07-Feb-22	5,484	-	38	-	0.7%	10,382	2,035	27,984	26,048	48.7
<b>British Virgin Islands</b>	25 Mar 2020	02-Feb-22	5,839	-	51	-	0.9%	19,444		18,753	17,215	56.6
<b>Anguilla</b>	26 Mar 2020	07-Feb-22	2,436	-	9	-	0.4%	18,379		10,211	9,351	61.8
<b>Caribbean Netherlands</b>	01 Apr 2020	07-Feb-22	7,237	-	30	-	0.4%	40,179		19,109	16,736	63.3
<b>Falkland Islands</b>	03 Apr 2020	31-Jan-22	89	-	-	-	0.0%	3,374		2,632	1,775	50.3
<b>Saint Pierre and Miquelon</b>	05 Apr 2020	08-Feb-22	997	12	1	-	0.1%	14,218				
<b>Saint Barthelemy</b>	25 Jul 2020	27-Jan-22	3,435	-	6	-	0.2%	40,651				
<b>EUROPE</b>												
<b>France</b>	24 Jan 2020	07-Feb-22	20,804,372	-	132,923	-	0.6%	31,024	12,811	53,862,368	51,756,560	76.8
<b>Germany</b>	27 Jan 2020	08-Feb-22	11,427,349	212,724	119,726	231	1.0%	13,746	3,053	63,171,591	61,891,501	73.8
<b>Finland</b>	29 Jan 2020	08-Feb-22	542,262	7,472	2,097	2	0.4%	9,823	3,080	4,436,846	4,179,356	75.3
<b>Italy</b>	30 Jan 2020	08-Feb-22	11,765,767	102,429	149,512	415	1.3%	19,513	18,291	50,545,783	46,666,880	77.3
<b>Russian Federation</b>	31 Jan 2020	08-Feb-22	13,147,666	165,643	336,721	698	2.6%	9,107	8,319	77,197,417	70,341,815	48.2
<b>Spain</b>	31 Jan 2020	08-Feb-22	10,439,302	43,831	94,931	361	0.9%	22,175	3,175	40,958,312	38,327,784	82.0
<b>Sweden</b>	31 Jan 2020	08-Feb-22	2,354,455	66,670	16,207	64	0.7%	22,891	3,785	7,782,719	7,524,799	74.1
<b>United Kingdom of Great Britain</b>	31 Jan 2020	08-Feb-22	17,932,803	66,171	158,677	314	0.9%	26,832	21,941	52,437,297	48,594,494	71.3
<b>Belgium</b>	05 Feb 2020	08-Feb-22	3,344,833	48,795	29,337	110	0.9%	29,126	7,713	9,158,621	8,884,933	76.4
<b>Switzerland</b>	25 Feb 2020	08-Feb-22	2,449,791	26,521	12,934	25	0.5%	28,570	11,861	6,075,832	5,936,608	68.1
<b>Austria</b>	25 Feb 2020	08-Feb-22	2,111,314	27,087	14,271	25	0.7%	23,784	108,824	6,756,509	6,756,124	74.7

<b>Croatia</b>	25 Feb 2020	08-Feb-22	990,595	5,545	14,244	50	1.4%	24,354	4,888	2,298,371	2,212,386	54.2
<b>Norway</b>	26 Feb 2020	07-Feb-22	911,212	-	1,467	-	0.2%	17,039	6,047	4,320,286	4,002,122	73.2
<b>Romania</b>	26 Feb 2020	08-Feb-22	2,455,048	36,269	60,916	193	2.5%	12,683	6,229	8,112,587	8,001,228	41.8
<b>Estonia</b>	26 Feb 2020	08-Feb-22	391,849	6,282	2,075	10	0.5%	29,538	7,571	854,854	830,990	62.7
<b>Georgia</b>	26 Feb 2020	08-Feb-22	1,350,454	24,616	15,300	54	1.1%	36,299	13,264	1,527,408	1,228,471	30.9
<b>North Macedonia</b>	26 Feb 2020	08-Feb-22	280,594	1,722	8,624	25	3.1%	13,468	-	849,249	828,358	39.8
<b>Greece</b>	26 Feb 2020	08-Feb-22	2,090,383	23,687	24,332	122	1.2%	19,507	32,513	7,799,733	7,358,738	71.0
<b>Denmark</b>	27 Feb 2020	08-Feb-22	1,994,130	47,039	3,927	18	0.2%	34,272	31,596	4,845,961	4,735,836	81.5
<b>San Marino</b>	27 Feb 2020	07-Feb-22	13,571	-	109	-	0.8%	40,080	-	24,570	21,775	64.0
<b>Lithuania</b>	27 Feb 2020	08-Feb-22	764,811	8,605	8,014	15	1.0%	27,444	12,313	1,943,976	1,864,900	69.3
<b>Netherlands</b>	27 Feb 2020	07-Feb-22	4,969,660	-	21,336	-	0.4%	28,672	9,058	13,422,689	12,328,439	71.8
<b>Azerbaijan</b>	27 Feb 2020	08-Feb-22	710,366	7,032	8,920	22	1.3%	7,087	2,080	5,248,383	4,752,395	46.5
<b>Belarus</b>	28 Feb 2020	08-Feb-22	788,934	5,674	6,175	16	0.8%	8,334	3,819	5,391,526	4,233,740	44.8
<b>Iceland</b>	28 Feb 2020	08-Feb-22	79,511	1,310	50	-	0.1%	22,006	11,717	308,315	286,246	77.6
<b>Ireland</b>	28 Feb 2020	08-Feb-22	1,224,862	3,780	6,228	-	0.5%	24,788	4,514	4,029,016	3,914,849	78.6
<b>Monaco</b>	29 Feb 2020	08-Feb-22	8,880	72	46	-	0.5%	22,790	-	28,875	25,667	65.0
<b>Czech Republic</b>	01 Mar 2020	08-Feb-22	3,273,375	29,677	37,549	71	1.1%	30,679	15,453	6,933,708	6,807,329	63.5
<b>Luxembourg</b>	01 Mar 2020	08-Feb-22	170,100	1,112	966	2	0.6%	27,440	9,378	476,962	429,705	67.7
<b>Armenia</b>	01 Mar 2020	08-Feb-22	394,074	2,486	8,102	5	2.1%	13,324	3,315	1,045,611	837,694	28.2
<b>Latvia</b>	02 Mar 2020	08-Feb-22	464,895	11,144	4,969	9	1.1%	24,305	15,233	1,339,107	1,290,693	69.1
<b>Portugal</b>	02 Mar 2020	08-Feb-22	2,963,747	30,757	20,302	44	0.7%	28,860	28,423	9,610,206	9,241,348	90.9
<b>Andorra</b>	02 Mar 2020	07-Feb-22	36,808	-	147	-	0.4%	47,715	2,450	57,709	53,104	68.7
<b>Liechtenstein</b>	03 Mar 2020	08-Feb-22	9,872	108	74	-	0.7%	25,966	-	26,673	26,182	68.4
<b>Ukraine</b>	03 Mar 2020	08-Feb-22	4,341,790	34,353	101,647	255	2.3%	9,782	2,304	15,478,006	14,830,123	34.1
<b>Slovenia</b>	04 Mar 2020	08-Feb-22	811,174	11,219	6,009	19	0.7%	38,850	6,918	1,261,949	1,213,430	58.4
<b>Hungary</b>	04 Mar 2020	08-Feb-22	1,657,615	7,053	42,069	94	2.5%	16,966	5,193	6,375,020	6,123,154	63.6
<b>Poland</b>	04 Mar 2020	08-Feb-22	5,224,144	35,960	106,894	287	2.0%	13,758	5,082	22,388,213	21,872,680	57.9
<b>Faroe Islands</b>	04 Mar 2020	08-Feb-22	25,625	1,265	20	-	0.1%	52,642	52,525	41,700	40,865	83.3
<b>Bosnia and Herzegovina</b>	05 Mar 2020	08-Feb-22	358,398	1,468	14,856	56	4.1%	10,857	-	943,394	846,080	25.9
<b>Gibraltar</b>	05 Mar 2020	08-Feb-22	13,912	172	101	-	0.7%	41,281	-	41,392	40,749	121.0
<b>Slovakia</b>	06 Mar 2020	08-Feb-22	1,146,260	19,240	17,995	22	1.6%	21,017	14,072	2,801,468	2,670,601	49.0



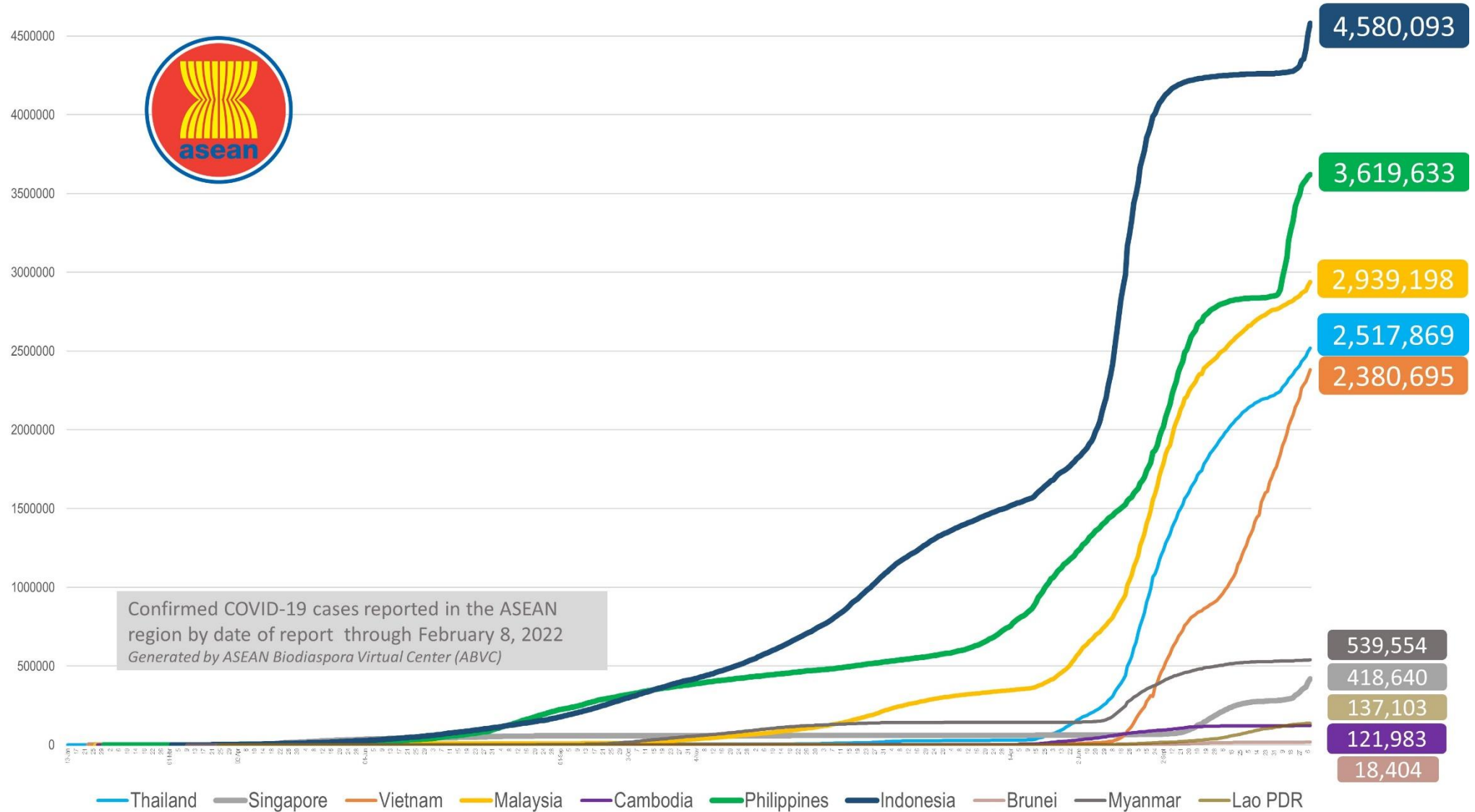
	<b>Serbia</b>	06 Mar 2020	08-Feb-22	1,793,554	13,772	14,113	59	0.8%	25,825	5,584	3,335,963	3,247,943	47.3
	<b>Vatican City</b>	06 Mar 2020	19-Jan-22	29	-	-	-	0.0%	3,149				
	<b>Malta</b>	07 Mar 2020	08-Feb-22	69,361	186	570	-	0.8%	13,799	6,640	465,863	455,743	88.3
	<b>Moldova</b>	07 Mar 2020	08-Feb-22	471,524	2,742	10,803	27	2.3%	17,742		989,897	1,016,526	25.3
	<b>Bulgaria</b>	08 Mar 2020	08-Feb-22	1,003,448	8,012	33,946	176	3.4%	14,385	6,821	1,904,143	2,014,447	29.2
	<b>Albania</b>	09 Mar 2020	08-Feb-22	265,716	841	3,393	6	1.3%	9,310	692	1,255,350	1,166,963	40.6
	<b>Cyprus</b>	09 Mar 2020	08-Feb-22	277,864	4,230	756	11	0.3%	23,183	103,110	684,928	638,052	71.2
	<b>Channel Islands</b>	09 Mar 2020	08-Feb-22	12,050	146	31	-	0.3%	18,474		54,146	51,351	81.0
	<b>Jersey</b>	10 Mar 2020	08-Feb-22	33,167	317	106	2	0.3%	36,523		82,242	78,223	77.4
	<b>Kazakhstan</b>	13 Mar 2020	08-Feb-22	1,276,611	5,657	13,381	25	1.0%	6,895	-	9,242,765	8,811,370	46.4
	<b>Kosovo</b>	13 Mar 2020	08-Feb-22	218,282	754	3,051	8	1.4%	12,166				
	<b>Uzbekistan</b>	15 Mar 2020	08-Feb-22	230,401	773	1,588	2	0.7%	686		19,417,398	13,133,344	38.7
	<b>Greenland</b>	16 Mar 2020	01-Feb-22	10,821	-	6	-	0.1%	19,246		41,201	38,376	67.5
	<b>Montenegro</b>	17 Mar 2020	08-Feb-22	224,368	594	2,613	3	1.2%	36,064		287,476	278,519	44.4
	<b>Kyrgyzstan</b>	18 Mar 2020	08-Feb-22	199,617	98	2,909	4	1.5%	3,092		1,359,829	1,103,548	16.7
	<b>Isle of Man</b>	19 Mar 2020	08-Feb-22	21,983	65	73	-	0.3%	25,990		69,249	66,275	77.6
	<b>Tajikistan</b>	30 Apr 2020	08-Feb-22	17,351	4	124	-	0.7%	186		4,522,962	3,759,499	38.6
<b>MIDDLE EAST</b>	<b>UAE</b>	29 Jan 2020	08-Feb-22	860,976	1,615	2,269	4	0.3%	8,812	65,461	9,890,456	9,356,371	93.7
	<b>Iran</b>	19 Feb 2020	08-Feb-22	6,657,842	38,757	133,048	114	2.0%	8,030	1,650	61,170,578	54,561,630	64.2
	<b>Israel</b>	21 Feb 2020	08-Feb-22	3,286,280	67,889	9,303	123	0.3%	36,299	29,850	6,693,602	6,106,814	65.7
	<b>Lebanon</b>	21 Feb 2020	08-Feb-22	984,607	6,482	9,750	20	1.0%	14,362	-	2,455,107	2,054,158	30.4
	<b>Kuwait</b>	24 Feb 2020	08-Feb-22	587,102	3,989	2,513	2	0.4%	13,955	10,068	3,368,291	3,258,446	75.3
	<b>Oman</b>	24 Feb 2020	08-Feb-22	356,900	2,303	4,188	8	1.2%	7,174		3,181,438	2,967,168	56.8
	<b>Bahrain</b>	24 Feb 2020	08-Feb-22	435,244	14,163	1,416	5	0.3%	26,520	22,795	1,226,797	1,196,788	68.5
	<b>Iraq</b>	24 Feb 2020	08-Feb-22	2,258,844	5,360	24,570	27	1.1%	5,746	773	9,325,542	6,365,752	15.5
	<b>Qatar</b>	29 Feb 2020	07-Feb-22	346,546	-	652	-	0.2%	12,237	-	2,360,308	2,218,292	75.7
	<b>Saudi Arabia</b>	02 Mar 2020	08-Feb-22	715,974	3,330	8,959	2	1.3%	2,089	4,859	25,684,649	23,832,585	67.4
	<b>Jordan</b>	02 Mar 2020	08-Feb-22	1,374,453	22,720	13,382	35	1.0%	13,606	6,715	4,598,992	4,248,768	41.4
	<b>Palestine</b>	05 Mar 2020	08-Feb-22	594,037	7,682	5,196	15	0.9%	12,679		2,079,315	1,530,174	29.3
	<b>Syria</b>	22 Mar 2020	08-Feb-22	52,005	90	3,011	3	5.8%	305		2,277,523	932,422	5.1
	<b>Yemen</b>	10 Apr 2020	06-Feb-22	11,166	-	2,028	-	18.2%	38		588,626	344,582	1.1
<b>AFRICA</b>	<b>Egypt</b>	14 Feb 2020	07-Feb-22	441,923	-	22,993	-	5.2%	440		38,312,663	27,165,187	26.1
	<b>Algeria</b>	25 Feb 2020	08-Feb-22	259,088	610	6,667	13	2.6%	602		7,247,787	5,796,432	13.0
	<b>Nigeria</b>	28 Feb 2020	07-Feb-22	253,780	-	3,139	-	1.2%	126	61	14,834,559	5,446,849	2.6
	<b>Tunisia</b>	02 Mar 2020	07-Feb-22	945,453	-	26,693	-	2.8%	8,084	1,910	7,111,689	6,274,197	52.6

<b>Morocco</b>	02 Mar 2020	08-Feb-22	1,149,582	1,618	15,657	40	1.4%	3,152	595	24,760,419	23,182,509	62.1
<b>Senegal</b>	02 Mar 2020	08-Feb-22	85,256	19	1,956	-	2.3%	523	89	1,415,371	1,003,584	5.8
<b>South Africa</b>	05 Mar 2020	07-Feb-22	3,625,190	-	96,021	-	2.6%	6,191	661	19,758,807	16,762,998	27.9
<b>Cameroon</b>	06 Mar 2020	07-Feb-22	117,676	-	1,907	-	1.6%	455		837,860	663,317	2.4
<b>Togo</b>	06 Mar 2020	08-Feb-22	36,612	7	270	1	0.7%	453	141	1,415,448	1,075,383	12.7
<b>Burkina Faso</b>	09 Mar 2020	08-Feb-22	20,685	2	375	3	1.8%	102	16	1,169,097	771,895	3.6
<b>Democratic Republic of Congo</b>	10 Mar 2020	07-Feb-22	85,686	-	1,316	-	1.5%	99		372,564	211,035	0.2
<b>Ivory Coast</b>	11 Mar 2020	07-Feb-22	80,938	-	787	-	1.0%	315	81	5,208,637	2,382,472	8.8
<b>Reunion</b>	11 Mar 2020	08-Feb-22	256,787	30,782	565	34	0.2%	33,051				
<b>Ghana</b>	13 Mar 2020	03-Feb-22	157,751	-	1,419	-	0.9%	519	117	6,877,682	3,138,206	9.9
<b>Guinea</b>	13 Mar 2020	08-Feb-22	36,281	11	432	-	1.2%	284		3,531,126	1,875,323	13.9
<b>Gabon</b>	13 Mar 2020	08-Feb-22	47,362	115	302	-	0.6%	2,180	2,036	284,889	234,169	10.3
<b>Sudan</b>	13 Mar 2020	07-Feb-22	59,194	-	3,604	-	6.1%	138		3,194,518	1,436,636	3.2
<b>Kenya</b>	13 Mar 2020	08-Feb-22	322,214	63	5,621	-	1.7%	613	97	7,237,715	6,351,657	11.6
<b>Ethiopia</b>	13 Mar 2020	08-Feb-22	466,840	163	7,385	12	1.6%	417	62	9,372,107	1,603,087	1.4
<b>Central African Republic</b>	14 Mar 2020	02-Feb-22	14,023	-	110	-	0.8%	296	26	619,646	594,847	12.1
<b>Seychelles</b>	14 Mar 2020	07-Feb-22	38,120	-	157	-	0.4%	39,047		83,419	78,598	79.5
<b>Rwanda</b>	14 Mar 2020	08-Feb-22	129,177	20	1,447	-	1.1%	1,023	1,293	8,507,727	6,949,580	52.3
<b>Namibia</b>	14 Mar 2020	08-Feb-22	156,482	111	3,982	2	2.5%	6,273	708	418,004	356,763	13.8
<b>Swaziland</b>	14 Mar 2020	08-Feb-22	68,661	82	1,380	2	2.0%	5,980		374,633	334,851	28.6
<b>Mauritania</b>	14 Mar 2020	08-Feb-22	58,508	18	969	-	1.7%	1,293	674	1,496,690	1,002,330	21.0
<b>Mayotte</b>	14 Mar 2020	07-Feb-22	36,517	-	187	-	0.5%	22,961				
<b>Equatorial Guinea</b>	15 Mar 2020	07-Feb-22	15,850	-	182	-	1.1%	1,169	303	251,474	204,181	14.1
<b>Republic of Congo</b>	15 Mar 2020	07-Feb-22	23,792	-	375	-	1.6%	442		622,886	583,609	10.3
<b>Benin</b>	16 Mar 2020	02-Feb-22	26,498	-	163	-	0.6%	225	-	2,269,942	1,767,745	14.2
<b>Liberia</b>	16 Mar 2020	07-Feb-22	7,346	-	290	-	3.9%	149		1,018,979	986,975	19.1
<b>Tanzania</b>	16 Mar 2020	01-Feb-22	33,230	-	789	-	2.4%	57		2,545,391	1,716,894	2.8
<b>Somalia</b>	16 Mar 2020	07-Feb-22	26,203	-	1,340	-	5.1%	170		1,305,856	867,137	5.3
<b>Gambia</b>	17 Mar 2020	04-Feb-22	11,880	-	364	-	3.1%	506	302	317,855	304,688	12.3
<b>Zambia</b>	17 Mar 2020	08-Feb-22	307,636	319	3,933	-	1.3%	1,722	208	806,611	1,713,326	9.1
<b>Mauritius</b>	18 Mar 2020	07-Feb-22	26,865	-	762	-	2.8%	2,123		947,513	909,900	71.5
<b>Djibouti</b>	18 Mar 2020	08-Feb-22	15,525	1	189	-	1.2%	1,595		130,425	90,458	9.0
<b>Niger</b>	19 Mar 2020	08-Feb-22	8,696	5	303	-	3.5%	37		1,442,884	1,025,950	4.1
<b>Chad</b>	19 Mar 2020	07-Feb-22	7,214	-	190	-	2.6%	45	12	254,847	136,143	0.8
<b>Zimbabwe</b>	20 Mar 2020	08-Feb-22	230,603	201	5,366	4	2.3%	1,575	1,148	4,298,467	3,327,108	22.1
<b>Cape Verde</b>	20 Mar 2020	08-Feb-22	55,811	9	398	-	0.7%	10,149		343,776	285,948	50.9
<b>Madagascar</b>	20 Mar 2020	05-Feb-22	61,434	-	1,307	-	2.1%	228	-	978,718	926,543	3.3
<b>Uganda</b>	21 Mar 2020	06-Feb-22	162,375	-	3,563	-	2.2%	367	86	12,742,231	2,219,214	4.7
<b>Eritrea</b>	21 Mar 2020	08-Feb-22	9,651	7	101	-	1.0%	272				
<b>Angola</b>	21 Mar 2020	08-Feb-22	98,409	45	1,896	-	1.9%	309	73	9,999,633	4,880,035	14.4

<b>Mozambique</b>	22 Mar 2020	08-Feb-22	224,434	87	2,185	2	1.0%	739	85	10,759,191	9,022,900	28.1
<b>Libya</b>	24 Mar 2020	08-Feb-22	456,276	3,326	6,087	7	1.3%	6,732		2,046,913	1,008,409	14.5
<b>Guinea-Bissau</b>	25 Mar 2020	07-Feb-22	7,772	-	158	-	2.0%	405		437,334	291,781	14.5
<b>Mali</b>	25 Mar 2020	08-Feb-22	30,227	12	715	-	2.4%	154		1,021,729	630,636	3.0
<b>Botswana</b>	30 Mar 2020	08-Feb-22	257,167	1,126	2,593	8	1.0%	11,163	1,143	1,193,823	1,079,089	45.0
<b>Sierra Leone</b>	31 Mar 2020	08-Feb-22	7,637	9	125	-	1.6%	98		1,147,770	692,512	8.5
<b>Burundi</b>	31 Mar 2020	08-Feb-22	37,756	14	15	-	0.0%	327	202	7,995	7,531	0.1
<b>Malawi</b>	02 Apr 2020	08-Feb-22	84,876	32	2,575	2	3.0%	456	55	1,507,462	779,845	4.0
<b>South Sudan</b>	05 Apr 2020	07-Feb-22	16,856	-	137	-	0.8%	152	73	325,688	277,166	2.4
<b>Sao Tome and Principe</b>	06 Apr 2020	06-Feb-22	5,912	-	71	-	1.2%	2,749		88,983	61,405	27.5
<b>Comoros</b>	30 Apr 2020	08-Feb-22	7,965	1	160	-	2.0%	936		341,102	296,859	33.4
<b>Lesotho</b>	13May 2020	07-Feb-22	32,350	-	695	-	2.1%	1,522		782,175	727,528	33.7
			<b>382,695,102</b>	<b>1,857,345</b>	<b>5,462,632</b>	<b>8,858</b>	<b>1.4%</b>					

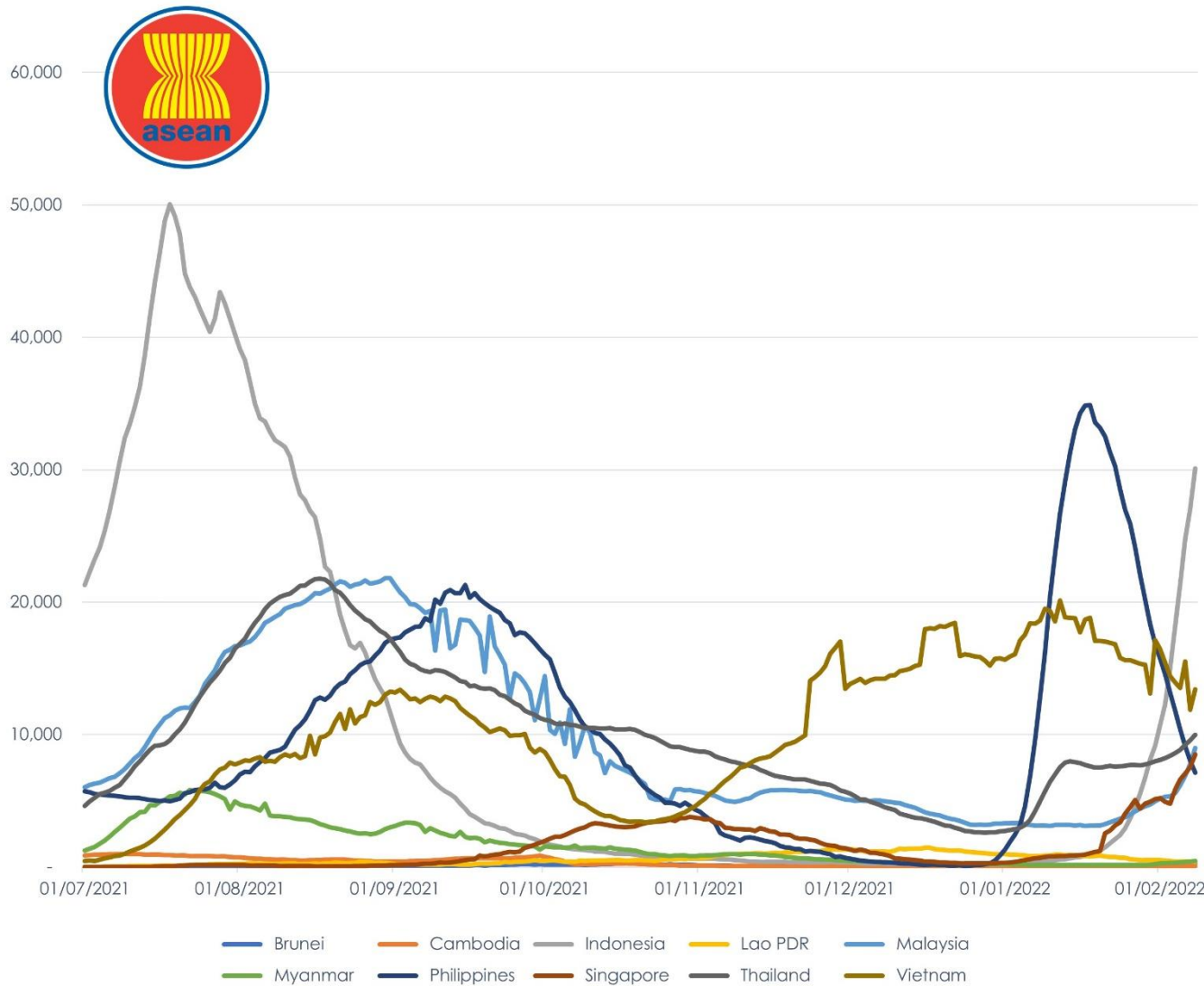
# COVID-19 Epi curve among ASEAN Countries

as of 8 February 2022



# 7-Day Rolling Average of COVID-19 new cases: July 2021 to 2022

as of 8 February 2022

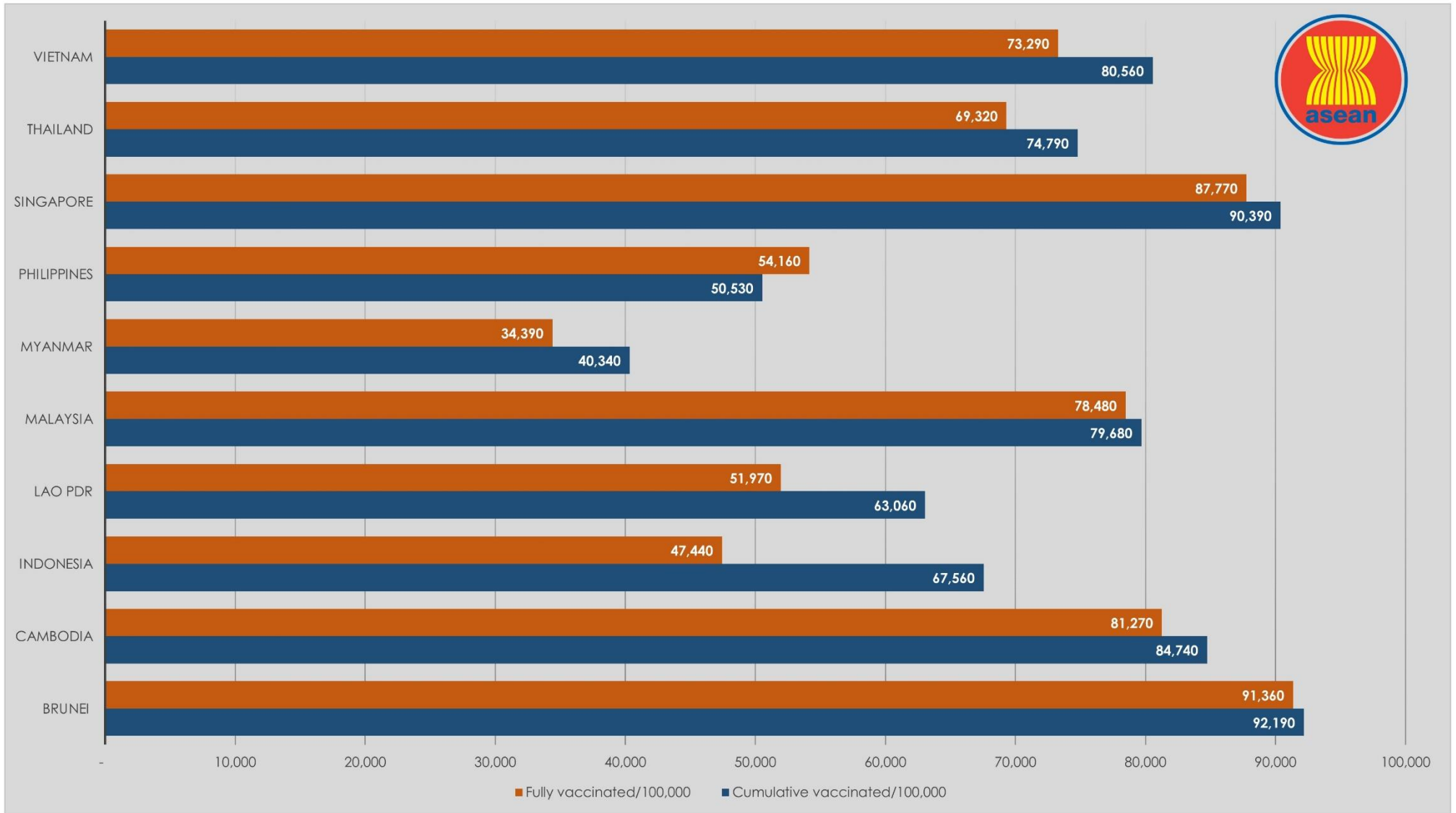


ASEAN Country	New Cases Rate of Change 7-Day Window*	P-value
Brunei	35.69	0.002
Cambodia	6.68	0
Indonesia	2998.16	0
Lao PDR	-15.74	0.002
Malaysia	616.07	0.001
Myanmar	25.53	0
Philippines	-1257.1	0
Singapore	623.68	0
Thailand	294.17	0
Vietnam	-340.45	0.173

\*\*Beta coefficient of linear line of best fit; equal to the rate of change in the 7-day rolling average of new cases over the past 7 days (as of February 8, 2022)

# COVID-19 Vaccination Status


as of 8 February 2022



Note: Philippine data on "Cumulative People Vaccinated" not updated

# Outlook Assessment

as of 2 February 2022

 <b>ASEAN MEMBER STATE</b>	REQUIREMENT							
	At least <b>80% of the high-risk population has been vaccinated</b> with at least one dose of a COVID-19 vaccine.		At least <b>65% of the total population has a level of immunity</b> to COVID-19; either recovered from COVID-19 or have been vaccinated with at least one dose of a COVID-19 vaccine.		<b>Case levels are generally low</b> (a 7-day rolling average number of daily new cases that is <10 cases per 100,000, with each day's past-14-day test positivity is consistently <5%).		<b>Government Policy</b> on containment and health (strictness and comprehensiveness in COVID-19 related government policies)	
	% of High risk population fully vaccinated	Population vaccinated/day (7-day average)	% of Total population fully vaccinated	Population vaccinated/day (7-day average)	Daily cases/100,000	Test positivity last 14 days	Containment and health index score - Oxford COVID-19 Government Response Tracker (OxCGRT)	Change over the past 30 days
Brunei	≥90.0	Unknown	≥ 90.0	Unknown	17.90	Unknown	67.9/100	0.0
Cambodia	≥90.0	0%/day	87.3	0.02%/day	0.29	Unknown	55.4/100	0.0
Indonesia	61.3	0.76%/day	48.0	Unknown	5.55	1.8	63.4/100	0.0
Lao PDR	≥90.0	0%/day	56.8	Unknown	6.32	23.7	62.9/100	0.0
Malaysia	≥90.0	0%/day	78.9	0%/day	14.15	3.8	64.9/100	+9.2
Myanmar	≥ 90.0	unknown-	35.6	Unknown	0.59	1.6	78.9/100	0.0
Philippines	≥90.0	0%/day	57.4	0.39%/day	12.16	43.6	78.3/100	0.0
Singapore	≥90.0	0%/day	84.9	0.15%/day	72.90	Unknown	74.4/100	+10.1
Thailand	≥90.0	0%/day	70.1	0.05%/day	12.04	unknown	56.5/100	+2.4
Vietnam	81.7	unknown	77.6	unknown	14.9	31.7	74.4/100	0.0



Report generated by  
**ASEAN Biodiaspora Virtual Center (ABVC)**  
 in collaboration with **Bluedot Inc.**  
 Email: [support@biodiaspora.org](mailto:support@biodiaspora.org)

