

# COVID-19 Situational Report in the ASEAN Region

ASEAN Biodiaspora Virtual Center (ABVC)

as of August 9, 2021



Canada



# COVID-19: Highlights and Situation Overview

## Global Update

- Worldwide, there have been over 203 million cases and over 4 million deaths attributed to COVID-19.

## Regional Update

- Malaysia's Prime Minister announced on August 8 (Sunday) that fully vaccinated Malaysians and permanent residents (PR) returning from overseas will be able to serve their quarantine at home starting August 10 (Tuesday). Citizens and non-citizens with homes in Malaysia, including PRs and those staying in the country under the Malaysia My Second Home (MM2H) programme, can undergo home quarantine under digital home surveillance order. Other privileges extended to fully vaccinated individuals included allowing long-distance married couples to cross district or state borders to meet up, while fully vaccinated parents are also allowed to travel within the country to meet their children who are under 18 years old. Fully vaccinated individuals may also enter mosques and other non-Muslim houses of worship for prayers in the country. According to the government, a person is considered fully vaccinated 14 days after being administered the second dose of two-dose COVID-19 vaccines
- Indonesia's capital Jakarta is set to ease COVID-19 curbs from August 10 (Tuesday), allowing shopping malls and restaurants in the city to reopen with limited capacity as the number of confirmed cases and hospital admissions continue to fall. Easing restrictions to level 3 will mean shopping malls and stand-alone restaurants can open at 25% capacity, while 25% of non-essential workers can return to work from the office. As of August 7 (Sunday), the occupancy rate of COVID-19 isolation wards in Jakarta's hospitals has dropped to 39%, while the occupancy rate for intensive care units (ICUs) has decreased to 65%. Occupancy levels reached above 90% in July, at the peak of the capital's fight against the more transmissible Delta variant of the coronavirus. However, many regions in Java and Bali, are expected to remain on level 4 restrictions while Jakarta will be lowered to level 3 restrictions.

## Vaccine Update

- Another batch of China-donated COVID-19 vaccines arrived in Laos on August 7. China has provided Laos with a further one million doses of its Sinopharm COVID-19 vaccine to assist in the country's vaccination program. Dr. Bounfeng Phoummalaysith, Lao Minister of Health, formally accepted the vaccines from representatives of the Chinese Embassy to Laos at Wattay Airport. The vaccines were delivered alongside vaccination equipment as part of Chinese assistance to Laos in its efforts to contain the spread of COVID-19 and complete its goal of vaccinating 50% of the population by the end of the year. Laos has received over 5.2 million doses of vaccines from friendly countries and through the COVAX initiative, including one million doses of the Johnson & Johnson vaccines from the United States of America.
- Philippines' Department of Health (DOH) said on August 9 (Monday) that more than 11.3 million Filipinos have so far completed already the two doses of COVID-19 vaccine. As of August 8, the DOH said a total of 11,391,969 individuals have received two doses of the vaccine including health workers (1,730,762), senior citizens (3,318,212), persons with comorbidities (4,244,272), economic frontliners (1,734,089) and indigents (364,634). Meanwhile, over 13 million individuals have received at least one dose of the COVID-19 vaccine. The doses make up 24,479,750 doses administered in the country. Metro Manila has given at least one dose of COVID-19 vaccine to 5.3 million

individuals and two doses to 3.9 million residents, making a total of 9.2 million doses administered in the capital region. The government aims to vaccinate at least 50% of the population in Metro Manila to achieve population protection.

#### **Travel Advisories** (new update/s)

- Singapore: Travellers from eight countries who are fully vaccinated against COVID-19 will soon be able to apply to serve their stay-home notice at their place of residence rather than a dedicated facility. From 11:59pm on August 20, fully vaccinated travellers from Australia, Austria, Canada, Germany, Italy, Norway, South Korea, and Switzerland, can do so if they "fulfil certain criteria". According to the Ministry of Health, an individual is considered fully vaccinated two weeks after he or she has received the full regimen of Pfizer-BioNTech/Comirnaty, Moderna or any vaccine in the World Health Organization's Emergency Use Listing. This includes Sinovac-Coronavac, Sinopharm and AstraZeneca's vaccines. Applications will be considered if the vaccinated traveller has remained in the eight countries - as well as countries or regions Brunei, Hong Kong, Macau, mainland China, New Zealand and Taiwan - in the last 21 consecutive days prior to arriving in Singapore. For Singaporeans and permanent residents, the application must be made three days prior to arrival via the SafeTravel website. All travellers must present the approval to opt-out upon arrival in Singapore. Also, starting August 10, the Ministry of Manpower (MOM) will resume entry approvals for fully vaccinated work pass holders and their dependents with travel history to higher risk countries or regions. They must be fully vaccinated before arrival in Singapore, and they will be subjected to the prevailing health protocols. Higher risk countries or regions refer to all places except Brunei, Hong Kong, mainland China, Macau, New Zealand and Taiwan. Work pass holders and their dependents will need to show documentary proof of their full vaccination status to the airlines before boarding and at the checkpoint upon arrival in Singapore. The vaccination condition for entry will not apply to dependents who are below the age of 12. Those between the ages of 12 and 18 can enter without proof of vaccination, on the condition that they take their first vaccination shot using a pandemic special access route (PSAR) vaccine within one month of arriving in Singapore, as well as the second shot within one month of the first dose.
- Vietnam: Civil Aviation Authority of Vietnam (CVAA) has proposed that all flights between Hanoi and Ho Chi Minh City (HCMC) be suspended as the nation fights a prolonged COVID-19 wave. The CVAA said Saturday that it has asked the Ministry of Transport to freeze all regular flights between localities that are under social distancing orders, including Hanoi and HCMC. For now, flights from HCMC to Hanoi and many other localities have been suspended; and there are very few flights from Hanoi to HCMC. The airports in the southern region that are implementing social distancing campaigns include Tan Son Nhat, Can Tho, Phu Quoc, Rach Gia, Ca Mau and Con Dao.. So far, flights from Hanoi to Rach Gia, Ca Mau, Con Dao, Can Tho and Phu Quoc have been suspended.

#### **Cases and Deaths as of 09 August 2021**

- As of 09 August 2021 (2PM, GMT+8), worldwide, there were **203,677,529** confirmed cases, including **4,311,297** deaths. Globally, Case Fatality Rate (CFR) was **2.1**.
- In **China**, there were **121,560** confirmed cases with **5,657** deaths, including deaths in Hong Kong (212) and Taiwan (809). Confirmed cases in China include confirmed cases in Hong Kong (12,014), Macau (63), and Taiwan (15,782). **8,035,558 confirmed cases** of COVID-19 have been reported in the ASEAN region with a total of **169,812 deaths**, with a CFR of **2.1**.

REGION	COUNTRY	FIRST CONFIRMED CASE(S)	LATEST REPORT ON CONFIRMED CASE(S)	TOTAL CONFIRMED CASES	NEW CASES (7-DAY ROLLING AVERAGE)	TOTAL DEATHS	NEW DEATHS (7-DAY ROLLING AVERAGE)	CASE FATALITY RATE	CUMULATIVE CASES/ 100,000	NUMBER OF TESTS LAST 14 DAYS/ 100,000	CUMULATIVE VACCINATED	CUMULATIVE FULLY VACCINATED	FULLY VACCINATED / 100,000
ASEAN REGION	Brunei	10-Mar-20	08-Aug-21	347	8 (1)	3	-	0.9%	80		141,754	35,874	8,200
	Cambodia	27-Jan-20	08-Aug-21	81,891	556 (568)	1,562	25 (20)	1.9%	497	-	8,044,707	5,821,021	34,820
	Indonesia	02-Mar-20	08-Aug-21	3,666,031	26,415 (32,234)	107,096	1,498 (1,625)	2.9%	1,355	797	49,801,823	23,345,264	8,540
	Lao PDR	24-Mar-20	08-Aug-21	8,392	260 (263)	8	-	0.1%	117	-	1,315,924	1,163,102	15,990
	Malaysia	25-Jan-20	08-Aug-21	1,262,540	18,688 (18,874)	10,749	360 (224)	0.9%	3,952	836	15,536,215	8,497,773	26,260
	Myanmar	23-Mar-20	08-Aug-21	329,516	3,027 (3,836)	11,776	250 (292)	3.6%	610	272	1,840,758	1,527,284	2,810
	Philippines	30-Jan-20	08-Aug-21	1,658,916	9,575 (8,747)	29,122	287 (158)	1.8%	1,534	469	12,493,997	10,705,190	9,770
	Singapore	23-Jan-20	08-Aug-21	65,764	78 (95)	42	- (1)	0.1%	1,153	16,791	4,351,541	3,744,802	64,010
	Thailand	13-Jan-20	08-Aug-21	756,505	19,983 (20,170)	6,204	138 (173)	0.8%	1,087	-	15,180,276	4,277,071	6,130
	Vietnam	23-Jan-20	08-Aug-21	205,656	8,481 (7,942)	3,250	234 (278)	1.6%	213	1,154	8,008,156	888,459	910
				<b>8,035,558</b>	<b>87,071</b>	<b>169,812</b>	<b>2,792</b>	<b>2.1%</b>					

- **195,520,411 confirmed cases** of COVID-19 have been reported in **222 countries/states** (other than China, Hong Kong, Taiwan, Macau, and ASEAN countries):

REGION	COUNTRY	FIRST CONFIRMED CASE(S)	LATEST REPORT ON CONFIRMED CASE(S)	TOTAL CONFIRMED CASES	NEW CASES	TOTAL DEATHS	NEW DEATHS	CASE FATALITY RATE	CUMULATIVE CASES/ 100,000	NUMBER OF TESTS LAST 14 DAYS/ 100,000	CUMULATIVE IMMUNIZED	CUMULATIVE FULLY VACCINATED	FULLY VACCINATED/ 100,000
ASIA PACIFIC	Japan	16 Jan 2020	07-Aug-21	1,002,901	-	15,204	-	1.5%	794	685	58,095,553	41,555,539	32,860
	South Korea	20 Jan 2020	08-Aug-21	210,956	1,728	2,121	5	1.0%	408	801	20,908,244	7,718,803	15,060
	Nepal	24 Jan 2020	08-Aug-21	714,877	2,137	10,093	55	1.4%	2,499	410	4,442,622	2,359,793	8,100
	Australia	25 Jan 2020	08-Aug-21	36,335	284	940	1	2.6%	142	9,632	9,006,750	4,489,605	17,610
	Sri Lanka	27 Jan 2020	08-Aug-21	329,994	3,951	5,111	94	1.5%	1,514	688	10,871,332	2,699,350	12,610
	India	30 Jan 2020	08-Aug-21	31,969,588	56,402	428,339	586	1.3%	2,340	1,233	394,378,151	112,432,341	8,150
	Afghanistan	24 Feb 2020	08-Aug-21	150,778	320	6,936	28	4.6%	396		763,936	219,159	560
	Pakistan	26 Feb 2020	08-Aug-21	1,067,580	4,455	23,865	68	2.2%	493	347	29,789,315	4,550,696	2,060
	New Zealand	28 Feb 2020	08-Aug-21	2,886	6	26	-	0.9%	59	1,769	1,251,316	769,708	15,960
	Bhutan	05 Mar 2020	06-Aug-21	2,544	-	2	-	0.1%	333	-	534,468	475,209	61,590
	Maldives	07 Mar 2020	08-Aug-21	78,356	113	222	-	0.3%	14,758	11,240	326,339	278,469	51,520
	Bangladesh	08 Mar 2020	08-Aug-21	1,353,695	10,299	22,652	241	1.7%	830	299	10,235,458	4,464,132	2,710
	Mongolia	10 Mar 2020	08-Aug-21	173,532	1,463	852	6	0.5%	5,381	-	2,201,703	1,997,988	60,950
Turkey	10 Mar 2020	08-Aug-21	5,918,540	22,699	52,196	108	0.9%	7,094	-	41,632,116	28,572,955	33,880	

	<b>French Polynesia</b>	12 Mar 2020	06-Aug-21	22,459	-	157	-	0.7%	8,042		87,758	73,724	26,250
	<b>Guam</b>	15 Mar 2020	06-Aug-21	8,673	-	143	-	1.6%	5,184		109,311	99,558	60,060
	<b>New Caledonia</b>	17 Mar 2020	31-Jul-21	134	-	-	-	0.0%	47		68,509	61,569	21,570
	<b>Fiji</b>	18 Mar 2020	08-Aug-21	36,979	657	299	3	0.8%	4,155	-	484,629	144,194	16,090
	<b>Papua New Guinea</b>	21 Mar 2020	06-Aug-21	17,798	-	192	-	1.1%	203	-	83,122	17,287	190
	<b>Timor Leste</b>	21 Mar 2020	08-Aug-21	11,529	54	27	1	0.2%	892	750	299,754	103,208	7,830
	<b>Northern Mariana Islands</b>	28 Mar 2020	28-May-21	183	-	2	-	1.1%	320		33,145	30,220	53,130
	<b>North Korea</b>	24 Jul 2020	25-Jul-20	1	-	-	-	0.0%	0				
	<b>Solomon Islands</b>	03 Oct 2020	16-Apr-21	20	-	-	-	0.0%	3		29,429	10,975	1,600
	<b>Wallis et Futuna</b>	17 Oct 2020	06-May-21	445	-	7	-	1.6%	2,777		4,734	4,638	41,240
	<b>Marshall Islands</b>	26 Oct 2020	17-Nov-20	4	-	-	-	0.0%	7		20,367	17,688	30,280
	<b>Vanuatu</b>	11 Nov 2020	21-Apr-21	4	-	1	-	25.0%	1		23,881	114	40
	<b>Samoa</b>	18 Nov 2020	12-Feb-21	3	-	-	-	0.0%	2		67,014	25,401	12,800
	<b>Micronesia</b>	11 Jan 2021	11-Jan-21	1	-	-	-	0.0%	1		34,669	29,897	28,850
	<b>Palau</b>	31 May 2021	14-Jun-21	2	-	-	-	0.0%	11		15,601	13,647	76,210
<b>AMERICAS</b>	<b>USA</b>	21 Jan 2020	08-Aug-21	36,540,155	21,207	633,112	125	1.7%	11,132	1,748	194,346,486	166,203,176	49,700
	<b>Canada</b>	25 Jan 2020	08-Aug-21	1,439,252	798	26,669	6	1.9%	3,787	1,622	27,178,380	23,244,247	61,590
	<b>Brazil</b>	26 Feb 2020	07-Aug-21	20,155,326	-	563,006	-	2.8%	9,518	-	108,567,088	45,188,539	21,260
	<b>Mexico</b>	28 Feb 2020	07-Aug-21	2,964,244	-	244,248	-	8.2%	2,324	264	50,571,586	27,134,249	21,050
	<b>Saint Martin</b>	01 Mar 2020	06-Aug-21	2,713	-	39	-	1.4%	7,139				
	<b>Ecuador</b>	01 Mar 2020	06-Aug-21	491,185	-	31,774	-	6.5%	2,827	158	9,585,665	3,063,873	17,370
	<b>Dominican Republic</b>	01 Mar 2020	08-Aug-21	344,495	344	3,974	-	1.2%	3,208	351	5,612,488	4,358,673	40,180
	<b>Chile</b>	03 Mar 2020	08-Aug-21	1,623,363	854	36,016	65	2.2%	8,566	2,999	13,857,925	12,337,649	64,540
	<b>Argentina</b>	03 Mar 2020	07-Aug-21	5,012,754	-	107,302	-	2.1%	11,155	448	26,028,829	8,401,313	18,590
	<b>Peru</b>	05 Mar 2020	07-Aug-21	2,124,128	-	196,873	-	9.3%	6,534	-	8,254,969	5,776,402	17,520
	<b>Costa Rica</b>	06 Mar 2020	06-Aug-21	416,677	-	5,124	-	1.2%	8,255	1,062	2,573,189	851,089	16,710
	<b>Colombia</b>	06 Mar 2020	08-Aug-21	4,838,984	4,350	122,458	181	2.5%	9,613	1,465	19,092,805	12,854,659	25,260

<b>French Guiana</b>	06 Mar 2020	06-Aug-21	30,875	-	193	-	0.6%	15,792					
<b>Martinique</b>	06 Mar 2020	04-Aug-21	23,029	-	129	-	0.6%	5,320					
<b>Paraguay</b>	07 Mar 2020	07-Aug-21	454,865	-	15,268	-	3.4%	6,457	549	1,837,008	286,989	4,020	
<b>Panama</b>	10 Mar 2020	07-Aug-21	441,316	-	6,894	-	1.6%	10,393	2,417	2,354,177	738,794	17,120	
<b>Bolivia</b>	10 Mar 2020	07-Aug-21	477,262	-	17,959	-	3.8%	4,145	638	2,924,399	1,789,734	15,330	
<b>Honduras</b>	11 Mar 2020	06-Aug-21	305,936	-	8,120	-	2.7%	3,139		1,812,095	296,500	2,990	
<b>Cuba</b>	11 Mar 2020	08-Aug-21	458,219	9,427	3,438	83	0.8%	4,043	-	4,597,637	2,798,129	24,700	
<b>Guyana</b>	11 Mar 2020	07-Aug-21	22,932	-	556	-	2.4%	2,930		254,883	142,114	18,070	
<b>Jamaica</b>	12 Mar 2020	08-Aug-21	54,859	379	1,222	3	2.2%	1,861	652	238,475	132,465	4,470	
<b>St Vincent and the Grenadines</b>	12 Mar 2020	04-Aug-21	2,298	-	12	-	0.5%	2,078		15,768	9,998	9,010	
<b>Saint Lucia</b>	13 Mar 2020	07-Aug-21	5,779	-	90	-	1.6%	3,162		32,787	25,522	13,900	
<b>Trinidad and Tobago</b>	13 Mar 2020	07-Aug-21	40,104	-	1,129	-	2.8%	2,875	1,040	415,826	222,741	15,920	
<b>Venezuela</b>	13 Mar 2020	07-Aug-21	312,115	-	3,694	-	1.2%	1,095		2,900,000	1,100,000	3,870	
<b>Guatemala</b>	13 Mar 2020	07-Aug-21	389,510	-	10,714	-	2.8%	2,346	732	2,261,229	370,575	2,070	
<b>Uruguay</b>	13 Mar 2020	07-Aug-21	382,360	-	5,986	-	1.6%	11,045	1,467	2,597,096	2,283,904	65,750	
<b>Curacao</b>	13 Mar 2020	08-Aug-21	14,122	67	132	1	0.9%	8,964		93,312	83,456	50,860	
<b>Puerto Rico</b>	13 Mar 2020	07-Aug-21	150,840	-	2,604	-	1.7%	4,723		2,223,667	1,936,640	60,640	
<b>Suriname</b>	13 Mar 2020	07-Aug-21	25,917	-	662	-	2.6%	4,458		189,261	68,598	11,690	
<b>Antigua and Barbuda</b>	13 Mar 2020	06-Aug-21	1,328	-	43	-	3.2%	1,367	-	38,462	31,056	31,710	
<b>Guadeloupe</b>	13 Mar 2020	05-Aug-21	23,821	-	247	-	1.0%	5,377					
<b>Cayman Islands</b>	13 Mar 2020	06-Aug-21	646	-	2	-	0.3%	995		50,308	48,111	73,210	
<b>Aruba</b>	14 Mar 2020	08-Aug-21	12,455	84	111	-	0.9%	11,715		72,991	66,575	62,360	
<b>Bahamas</b>	15 Mar 2020	06-Aug-21	15,419	-	295	-	1.9%	3,959		61,803	46,793	11,900	
<b>US Virgin Islands</b>	16 Mar 2020	07-Aug-21	4,960	-	40	-	0.8%	4,652		47,195	38,271	36,560	
<b>Sint Maarten</b>	17 Mar 2020	07-Aug-21	2,950	-	34	-	1.2%	7,242		24,242	21,104	49,210	
<b>Montserrat</b>	17 Mar 2020	07-Aug-21	22	-	1	-	4.5%	236		1,454	1,337	26,750	
<b>Barbados</b>	17 Mar 2020	08-Aug-21	4,464	9	48	-	1.1%	1,555		100,017	76,665	26,680	
<b>El Salvador</b>	18 Mar 2020	08-Aug-21	88,371	-	2,717	14	3.1%	1,369	-	3,034,231	1,630,122	25,130	
<b>Nicaragua</b>	18 Mar 2020	03-Aug-21	9,853	-	196	-	2.0%	151		252,766	162,874	2,460	

<b>Bermuda</b>	18 Mar 2020	06-Aug-21	2,614	-	33	-	1.3%	4,090		41,917	41,059	65,930
<b>Haiti</b>	19 Mar 2020	08-Aug-21	20,389	26	569	3	2.8%	181		12,641	341	-
<b>Dominica</b>	22 Mar 2020	07-Aug-21	367	-	-	-	0.0%	511		20,892	19,661	27,310
<b>Grenada</b>	22 Mar 2020	21-Jul-21	164	-	1	-	0.6%	146		21,453	16,236	14,430
<b>Belize</b>	23 Mar 2020	06-Aug-21	14,438	-	339	-	2.3%	3,699	1,847	134,583	52,230	13,140
<b>Turks and Caicos Islands</b>	23 Mar 2020	07-Aug-21	2,514	-	18	-	0.7%	6,583		24,567	22,696	58,620
<b>Saint Kitts and Nevis</b>	24 Mar 2020	08-Aug-21	614	3	3	-	0.5%	1,162	2,991	23,881	19,845	37,310
<b>British Virgin Islands</b>	25 Mar 2020	28-Jul-21	2,500	-	31	-	1.2%	8,325		16,445	11,438	37,830
<b>Anguilla</b>	26 Mar 2020	19-Jul-21	113	-	-	-	0.0%	853		9,428	8,765	58,430
<b>Caribbean Netherlands</b>	01 Apr 2020	07-Aug-21	1,720	-	17	-	1.0%	9,549		5,726	1,665	6,350
<b>Falkland Islands</b>	03 Apr 2020	04-Aug-21	66	-	-	-	0.0%	2,502		2,632	1,775	50,960
<b>Saint Pierre and Miquelon</b>	05 Apr 2020	23-Jul-21	28	-	-	-	0.0%	399				
<b>Saint Barthelemy</b>	25 Jul 2020	06-Aug-21	1,336	-	2	-	0.1%	15,811				
<b>EUROPE</b>												
<b>France</b>	24 Jan 2020	08-Aug-21	6,305,158	20,450	112,220	30	1.8%	9,402		44,012,990	33,355,956	49,370
<b>Germany</b>	27 Jan 2020	08-Aug-21	3,812,920	3,253	92,281	10	2.4%	4,587	683	51,843,039	45,330,680	54,100
<b>Finland</b>	29 Jan 2020	08-Aug-21	112,207	1,322	984	-	0.9%	2,033	2,735	3,752,793	2,128,061	38,410
<b>Italy</b>	30 Jan 2020	08-Aug-21	4,396,417	5,733	128,220	11	2.9%	7,291	3,656	39,517,945	33,274,227	55,030
<b>Russian Federation</b>	31 Jan 2020	08-Aug-21	6,447,750	22,866	164,881	787	2.6%	4,466	4,547	38,390,923	27,495,250	18,840
<b>Spain</b>	31 Jan 2020	06-Aug-21	4,588,132	-	82,006	-	1.8%	9,746	2,544	33,141,450	28,255,949	60,430
<b>Sweden</b>	31 Jan 2020	06-Aug-21	1,104,538	-	14,657	-	1.3%	10,739		6,504,950	4,437,997	43,940
<b>United Kingdom of Great Britain</b>	31 Jan 2020	08-Aug-21	6,069,362	27,110	130,320	39	2.1%	9,081	11,602	46,997,495	39,210,356	57,760
<b>Belgium</b>	05 Feb 2020	07-Aug-21	1,136,726	-	25,268	-	2.2%	9,898	4,763	8,138,646	7,178,191	61,940
<b>Switzerland</b>	25 Feb 2020	06-Aug-21	723,968	-	10,909	-	1.5%	8,443	2,239	4,709,707	4,208,865	48,630
<b>Austria</b>	25 Feb 2020	08-Aug-21	663,082	553	10,750	-	1.6%	7,470	38,688	5,349,349	4,820,359	53,520
<b>Croatia</b>	25 Feb 2020	08-Aug-21	365,045	213	8,272	1	2.3%	8,975	2,359	1,660,504	1,513,106	36,860
<b>Norway</b>	26 Feb 2020	08-Aug-21	140,704	238	804	-	0.6%	2,631	2,477	3,693,741	1,930,208	35,600
<b>Romania</b>	26 Feb 2020	08-Aug-21	1,084,919	208	34,316	3	3.2%	5,605	823	5,051,480	4,924,505	25,600

<b>Estonia</b>	26 Feb 2020	08-Aug-21	135,076	126	1,277	-	0.9%	10,182	2,737	665,448	505,182	38,080
<b>Georgia</b>	26 Feb 2020	08-Aug-21	447,913	3,344	6,084	30	1.4%	12,039	30,051	431,894	194,449	4,870
<b>North Macedonia</b>	26 Feb 2020	08-Aug-21	158,025	398	5,507	4	3.5%	7,585	1,492	523,417	409,186	19,640
<b>Greece</b>	26 Feb 2020	08-Aug-21	514,192	1,850	13,048	17	2.5%	4,798	9,109	5,791,340	5,360,158	51,430
<b>Denmark</b>	27 Feb 2020	08-Aug-21	323,786	821	2,552	-	0.8%	5,565	9,881	4,275,595	3,421,468	59,070
<b>San Marino</b>	27 Feb 2020	02-Aug-21	5,147	-	90	-	1.7%	15,201		23,494	23,494	69,230
<b>Lithuania</b>	27 Feb 2020	08-Aug-21	286,103	377	4,427	3	1.5%	10,266	3,723	1,488,436	1,300,179	47,760
<b>Netherlands</b>	27 Feb 2020	08-Aug-21	1,885,805	2,292	17,869	2	0.9%	10,880	1,316	11,976,753	9,619,047	56,140
<b>Azerbaijan</b>	27 Feb 2020	08-Aug-21	351,825	1,220	5,063	7	1.4%	3,510	1,399	3,129,512	2,241,256	22,100
<b>Belarus</b>	28 Feb 2020	08-Aug-21	453,932	979	3,532	9	0.8%	4,795	2,133	1,399,234	980,867	10,380
<b>Iceland</b>	28 Feb 2020	08-Aug-21	8,793	55	30	-	0.3%	2,434	11,015	275,173	255,322	74,820
<b>Ireland</b>	28 Feb 2020	08-Aug-21	312,465	1,837	5,044	-	1.6%	6,323	-	3,416,376	2,901,173	58,750
<b>Monaco</b>	29 Feb 2020	06-Aug-21	2,973	-	33	-	1.1%	7,630		24,454	19,606	49,960
<b>Czech Republic</b>	01 Mar 2020	08-Aug-21	1,674,906	180	30,363	-	1.8%	15,698		5,739,760	5,068,653	47,330
<b>Luxembourg</b>	01 Mar 2020	06-Aug-21	74,262	-	824	-	1.1%	11,980	10,194	395,857	330,373	52,780
<b>Armenia</b>	01 Mar 2020	08-Aug-21	232,157	234	4,650	9	2.0%	7,849	2,462	120,285	51,605	1,740
<b>Latvia</b>	02 Mar 2020	08-Aug-21	139,421	74	2,559	-	1.8%	7,289	4,094	787,330	699,896	37,110
<b>Portugal</b>	02 Mar 2020	08-Aug-21	986,967	1,982	17,467	10	1.8%	9,611	5,981	7,238,039	6,153,435	60,350
<b>Andorra</b>	02 Mar 2020	06-Aug-21	14,836	-	128	-	0.9%	19,232	4,690	48,445	33,904	43,880
<b>Liechtenstein</b>	03 Mar 2020	08-Aug-21	3,101	2	59	-	1.9%	8,156	3,393	20,637	18,855	49,440
<b>Ukraine</b>	03 Mar 2020	08-Aug-21	2,259,151	619	53,095	10	2.4%	5,090	558	4,106,083	2,381,190	5,440
<b>Slovenia</b>	04 Mar 2020	08-Aug-21	260,109	68	4,433	2	1.7%	12,458	692	938,825	831,358	39,990
<b>Hungary</b>	04 Mar 2020	06-Aug-21	809,855	-	30,033	-	3.7%	8,289	846	5,641,870	5,480,218	56,730
<b>Poland</b>	04 Mar 2020	08-Aug-21	2,884,098	122	75,285	-	2.6%	7,596	1,066	18,605,722	17,863,405	47,200
<b>Faroe Islands</b>	04 Mar 2020	03-Aug-21	987	-	2	-	0.2%	2,028		35,333	31,716	64,910
<b>Bosnia and Herzegovina</b>	05 Mar 2020	06-Aug-21	206,106	-	9,691	-	4.7%	6,244	653	381,381	230,260	7,020
<b>Gibraltar</b>	05 Mar 2020	08-Aug-21	5,127	11	95	-	1.9%	15,213		39,340	39,119	116,110
<b>Slovakia</b>	06 Mar 2020	08-Aug-21	393,040	33	12,541	-	3.2%	7,206	2,583	2,293,937	2,033,444	37,240
<b>Serbia</b>	06 Mar 2020	08-Aug-21	725,702	457	7,139	4	1.0%	10,449	1,498	2,853,790	2,722,457	40,010
<b>Vatican City</b>	06 Mar 2020	17-Oct-20	27	-	-	-	0.0%	2,932				
<b>Malta</b>	07 Mar 2020	08-Aug-21	34,846	59	426	2	1.2%	6,932	7,541	404,419	395,537	89,580



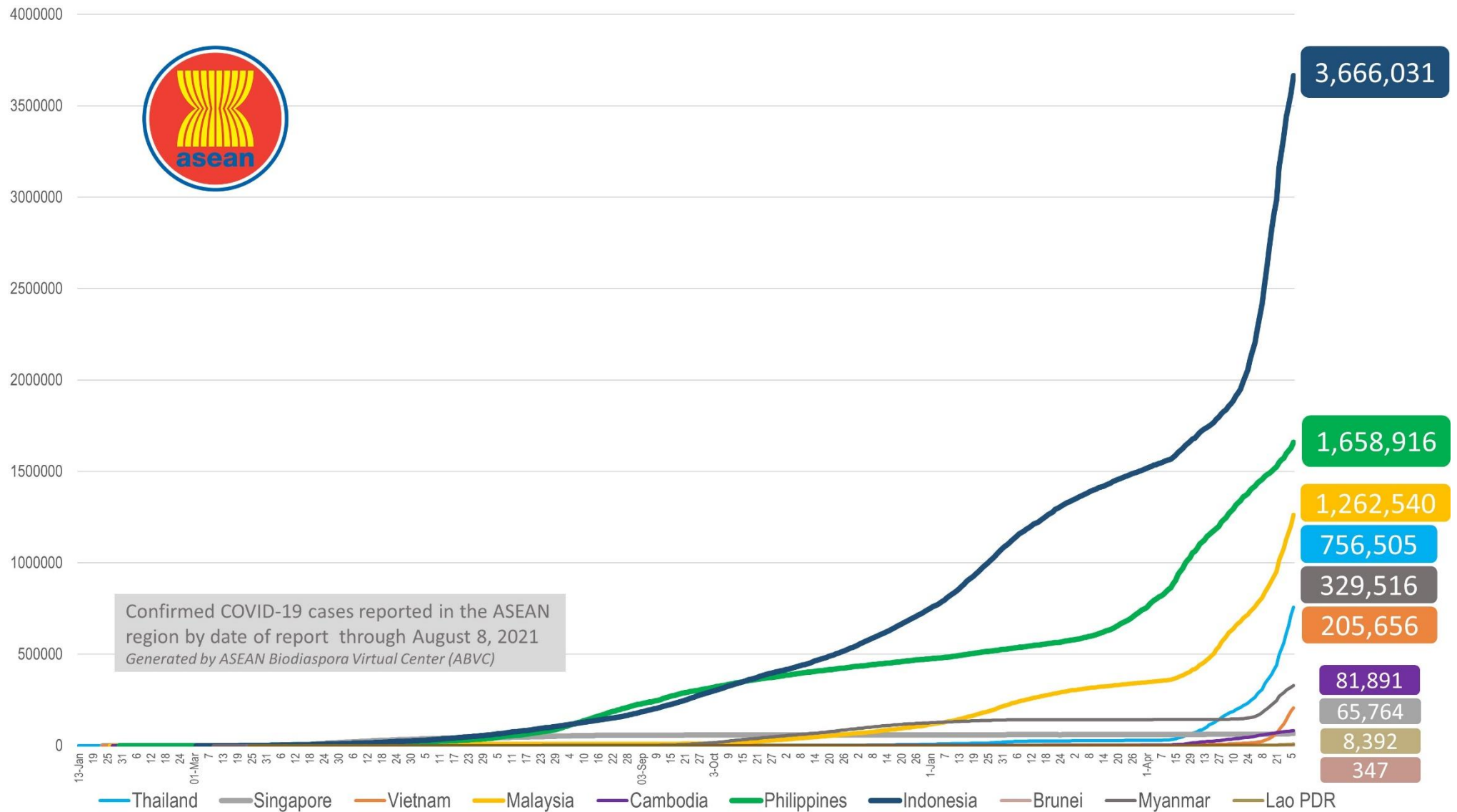
	<b>Moldova</b>	07 Mar 2020	07-Aug-21	260,555	-	6,279	-	2.4%	9,804	2,510	562,074	531,668	13,180
	<b>Bulgaria</b>	08 Mar 2020	08-Aug-21	428,049	176	18,255	3	4.3%	6,136	3,236	1,055,433	1,035,866	14,910
	<b>Albania</b>	09 Mar 2020	08-Aug-21	133,912	182	2,459	-	1.8%	4,692	-	693,000	545,036	18,940
	<b>Cyprus</b>	09 Mar 2020	07-Aug-21	105,593	-	438	-	0.4%	8,810	52,080	544,375	469,776	52,900
	<b>Channel Islands</b>	09 Mar 2020	08-Aug-21	1,007	11	16	-	1.6%	1,544		32,969	13,618	20,310
	<b>Jersey</b>	10 Mar 2020	06-Aug-21	8,599	-	73	-	0.8%	9,469		74,511	68,733	68,000
	<b>Kazakhstan</b>	13 Mar 2020	08-Aug-21	634,214	7,802	6,764	105	1.1%	3,426	-	5,692,340	4,311,887	22,960
	<b>Kosovo</b>	13 Mar 2020	06-Aug-21	108,996	-	2,260	-	2.1%	6,075				
	<b>Uzbekistan</b>	15 Mar 2020	08-Aug-21	136,635	897	928	5	0.7%	407		5,231,451	1,232,807	3,680
	<b>Greenland</b>	16 Mar 2020	08-Aug-21	175	7	-	-	0.0%	311		37,033	27,558	48,540
	<b>Montenegro</b>	17 Mar 2020	08-Aug-21	103,722	279	1,635	-	1.6%	16,672		187,553	157,754	25,120
	<b>Kyrgyzstan</b>	18 Mar 2020	08-Aug-21	169,017	602	2,399	10	1.4%	2,618		538,640	170,813	2,620
	<b>Isle of Man</b>	19 Mar 2020	07-Aug-21	5,427	-	33	-	0.6%	6,416		64,944	59,863	70,400
	<b>Tajikistan</b>	30 Apr 2020	08-Aug-21	15,583	70	122	-	0.8%	167		750,514	56,301	590
<b>MIDDLE EAST</b>	<b>UAE</b>	29 Jan 2020	08-Aug-21	692,964	1,410	1,975	4	0.3%	7,092	29,481	7,951,798	7,121,013	72,000
	<b>Iran</b>	19 Feb 2020	08-Aug-21	4,158,729	39,619	94,015	542	2.3%	5,016	1,175	9,615,913	2,773,061	3,300
	<b>Israel</b>	21 Feb 2020	08-Aug-21	900,482	3,156	6,542	7	0.7%	9,946	12,560	5,805,336	5,393,230	62,310
	<b>Lebanon</b>	21 Feb 2020	07-Aug-21	570,098	-	7,938	-	1.4%	8,316	-	1,166,408	916,081	13,420
	<b>Kuwait</b>	24 Feb 2020	08-Aug-21	403,349	555	2,369	3	0.6%	9,587	3,445	1,452,148	923,307	21,620
	<b>Oman</b>	24 Feb 2020	08-Aug-21	298,706	686	3,936	30	1.3%	6,004		1,550,910	336,511	6,590
	<b>Bahrain</b>	24 Feb 2020	08-Aug-21	270,060	111	1,384	-	0.5%	16,455	12,448	1,117,818	1,063,519	62,500
	<b>Iraq</b>	24 Feb 2020	08-Aug-21	1,712,709	8,346	19,203	57	1.1%	4,357	1,469	826,007	494,900	1,230
	<b>Qatar</b>	29 Feb 2020	08-Aug-21	227,689	217	601	-	0.3%	8,040	2,131	2,127,479	1,814,792	62,990
	<b>Saudi Arabia</b>	02 Mar 2020	08-Aug-21	533,516	731	8,334	14	1.6%	1,557	3,162	19,852,575	9,749,158	28,000
	<b>Jordan</b>	02 Mar 2020	08-Aug-21	777,164	986	10,127	11	1.3%	7,693	1,046	3,004,698	2,260,376	22,150
	<b>Palestine</b>	05 Mar 2020	08-Aug-21	346,872	160	3,881	2	1.1%	7,403		604,460	422,040	8,270
	<b>Syria</b>	22 Mar 2020	08-Aug-21	26,097	16	1,920	1	7.4%	153		121,909	9,312	50
	<b>Yemen</b>	10 Apr 2020	08-Aug-21	7,165	34	1,386	2	19.3%	25		298,161	13,322	40
<b>AFRICA</b>	<b>Egypt</b>	14 Feb 2020	07-Aug-21	284,641	-	16,566	-	5.8%	284		3,840,732	1,808,590	1,770
	<b>Algeria</b>	25 Feb 2020	08-Aug-21	181,376	1,020	4,550	30	2.5%	421		3,421,279	724,812	1,650
	<b>Nigeria</b>	28 Feb 2020	07-Aug-21	177,615	-	2,185	-	1.2%	88	70	2,534,205	1,404,740	680
	<b>Tunisia</b>	02 Mar 2020	08-Aug-21	610,660	2,546	20,931	122	3.4%	5,222	-	1,915,124	963,633	8,150
	<b>Morocco</b>	02 Mar 2020	08-Aug-21	696,282	8,990	10,335	80	1.5%	1,909	1,100	15,037,701	10,896,199	29,520
	<b>Senegal</b>	02 Mar 2020	08-Aug-21	67,579	681	1,482	15	2.2%	415	214	900,914	303,331	1,810
	<b>South Africa</b>	05 Mar 2020	08-Aug-21	2,533,466	9,978	74,813	190	3.0%	4,326	415	6,546,410	3,327,950	5,610
	<b>Cameroon</b>	06 Mar 2020	26-Jul-21	82,064	-	1,334	-	1.6%	317		293,991	55,854	210

<b>Togo</b>	06 Mar 2020	08-Aug-21	16,874	146	159	2	0.9%	209	203	321,139	153,637	1,860
<b>Burkina Faso</b>	09 Mar 2020	08-Aug-21	13,621	11	169	-	1.2%	67		34,749	2,371	10
<b>Democratic Republic of Congo</b>	10 Mar 2020	08-Aug-21	51,889	366	1,048	-	2.0%	60		81,910	4,260	-
<b>Ivory Coast</b>	11 Mar 2020	07-Aug-21	51,198	-	341	-	0.7%	199	117	1,098,505		
<b>Reunion</b>	11 Mar 2020	03-Aug-21	40,245	-	288	-	0.7%	5,180				
<b>Ghana</b>	13 Mar 2020	08-Aug-21	108,226	1,792	874	20	0.8%	356	-	865,422	405,971	1,310
<b>Guinea</b>	13 Mar 2020	07-Aug-21	26,847	-	257	-	1.0%	210		565,283	339,562	2,590
<b>Gabon</b>	13 Mar 2020	06-Aug-21	25,462	-	165	-	0.6%	1,172	2,198	61,457	42,363	1,900
<b>Sudan</b>	13 Mar 2020	16-Jul-21	37,138	-	2,776	-	7.5%	87		636,308	182,727	420
<b>Kenya</b>	13 Mar 2020	08-Aug-21	211,828	800	4,149	32	2.0%	403	-	1,071,297	670,284	1,250
<b>Ethiopia</b>	13 Mar 2020	08-Aug-21	284,091	424	4,426	5	1.6%	253	57	2,250,893		
<b>Central African Republic</b>	14 Mar 2020	29-Jul-21	7,151	-	98	-	1.4%	151		85,381	9,901	200
<b>Seychelles</b>	14 Mar 2020	05-Aug-21	18,582	-	94	-	0.5%	19,034		72,882	68,553	69,710
<b>Rwanda</b>	14 Mar 2020	08-Aug-21	76,091	448	890	9	1.2%	603	1,501	450,856	403,338	3,110
<b>Namibia</b>	14 Mar 2020	08-Aug-21	121,043	229	3,191	9	2.6%	4,852	658	169,790	51,138	2,010
<b>Swaziland</b>	14 Mar 2020	08-Aug-21	31,060	273	861	17	2.8%	2,705		43,734	32,665	2,820
<b>Mauritania</b>	14 Mar 2020	08-Aug-21	28,197	240	605	6	2.1%	623	-	205,245	18,755	400
<b>Mayotte</b>	14 Mar 2020	06-Aug-21	19,531	-	174	-	0.9%	12,280				
<b>Equatorial Guinea</b>	15 Mar 2020	08-Aug-21	8,951	-	123	-	1.4%	660	517	181,290	130,488	9,300
<b>Republic of Congo</b>	15 Mar 2020	02-Aug-21	13,216	-	178	-	1.3%	246		132,671	66,027	1,200
<b>Benin</b>	16 Mar 2020	04-Aug-21	8,608	-	110	-	1.3%	73	-	48,918	21,405	180
<b>Liberia</b>	16 Mar 2020	02-Aug-21	5,459	-	148	-	2.7%	111		86,288	9,135	180
<b>Tanzania</b>	16 Mar 2020	29-Jul-21	1,017	-	21	-	2.1%	2				
<b>Somalia</b>	16 Mar 2020	07-Aug-21	15,788	-	847	-	5.4%	102		186,595	87,135	550
<b>Gambia</b>	17 Mar 2020	07-Aug-21	8,603	-	242	-	2.8%	366	-	31,254	12,303	510
<b>Zambia</b>	17 Mar 2020	08-Aug-21	200,049	387	3,484	10	1.7%	1,120	378	302,222	188,219	1,020
<b>Mauritius</b>	18 Mar 2020	05-Aug-21	4,592	-	20	-	0.4%	363		683,642	554,031	43,560
<b>Djibouti</b>	18 Mar 2020	06-Aug-21	11,659	-	156	-	1.3%	1,198		31,528	8,810	890
<b>Niger</b>	19 Mar 2020	07-Aug-21	5,682	-	196	-	3.4%	24		363,018	60,317	250
<b>Chad</b>	19 Mar 2020	06-Aug-21	4,977	-	174	-	3.5%	31		26,511	9,662	60
<b>Zimbabwe</b>	20 Mar 2020	08-Aug-21	116,327	437	3,900	74	3.4%	794	636	1,740,598	863,667	5,810
<b>Cape Verde</b>	20 Mar 2020	07-Aug-21	34,010	-	298	-	0.9%	6,184		161,941	21,679	3,900
<b>Madagascar</b>	20 Mar 2020	08-Aug-21	42,688	3	944	1	2.2%	158	13	197,001		
<b>Uganda</b>	21 Mar 2020	06-Aug-21	95,723	-	2,793	-	2.9%	216	74	1,152,874	4,129	10
<b>Eritrea</b>	21 Mar 2020	06-Aug-21	6,576	-	35	-	0.5%	185				
<b>Angola</b>	21 Mar 2020	07-Aug-21	43,592	-	1,044	-	2.4%	137		969,946	710,113	2,160

<b>Mozambique</b>	22 Mar 2020	08-Aug-21	132,452	653	1,613	13	1.2%	436	196	394,234	320,542	1,030
<b>Libya</b>	24 Mar 2020	08-Aug-21	267,846	-	3,719	-	1.4%	3,952		686,214		
<b>Guinea-Bissau</b>	25 Mar 2020	08-Aug-21	4,788	24	79	-	1.6%	249		24,000	1,225	60
<b>Mali</b>	25 Mar 2020	08-Aug-21	14,642	5	534	-	3.6%	74		150,563	55,999	280
<b>Botswana</b>	30 Mar 2020	05-Aug-21	122,574	-	1,704	-	1.4%	5,321		241,888	128,738	5,470
<b>Sierra Leone</b>	31 Mar 2020	08-Aug-21	6,315	2	121	1	1.9%	81		82,145	15,170	190
<b>Burundi</b>	31 Mar 2020	06-Aug-21	8,088	-	38	-	0.5%	70				
<b>Malawi</b>	02 Apr 2020	08-Aug-21	55,920	221	1,828	23	3.3%	300	-	456,126	142,282	740
<b>South Sudan</b>	05 Apr 2020	06-Aug-21	11,100	-	120	-	1.1%	100	-	52,226	4,763	40
<b>Sao Tome and Principe</b>	06 Apr 2020	07-Aug-21	2,470	-	37	-	1.5%	1,149		32,107	11,871	5,420
<b>Comoros</b>	30 Apr 2020	07-Aug-21	4,031	-	147	-	3.6%	474		121,092	41,358	4,760
<b>Lesotho</b>	13May 2020	01-Aug-21	13,603	-	377	-	2.8%	640		36,637	36,311	1,690
			<b>195,520,411</b>	<b>336,931</b>	<b>4,135,828</b>	<b>4,122</b>	<b>2.1%</b>					

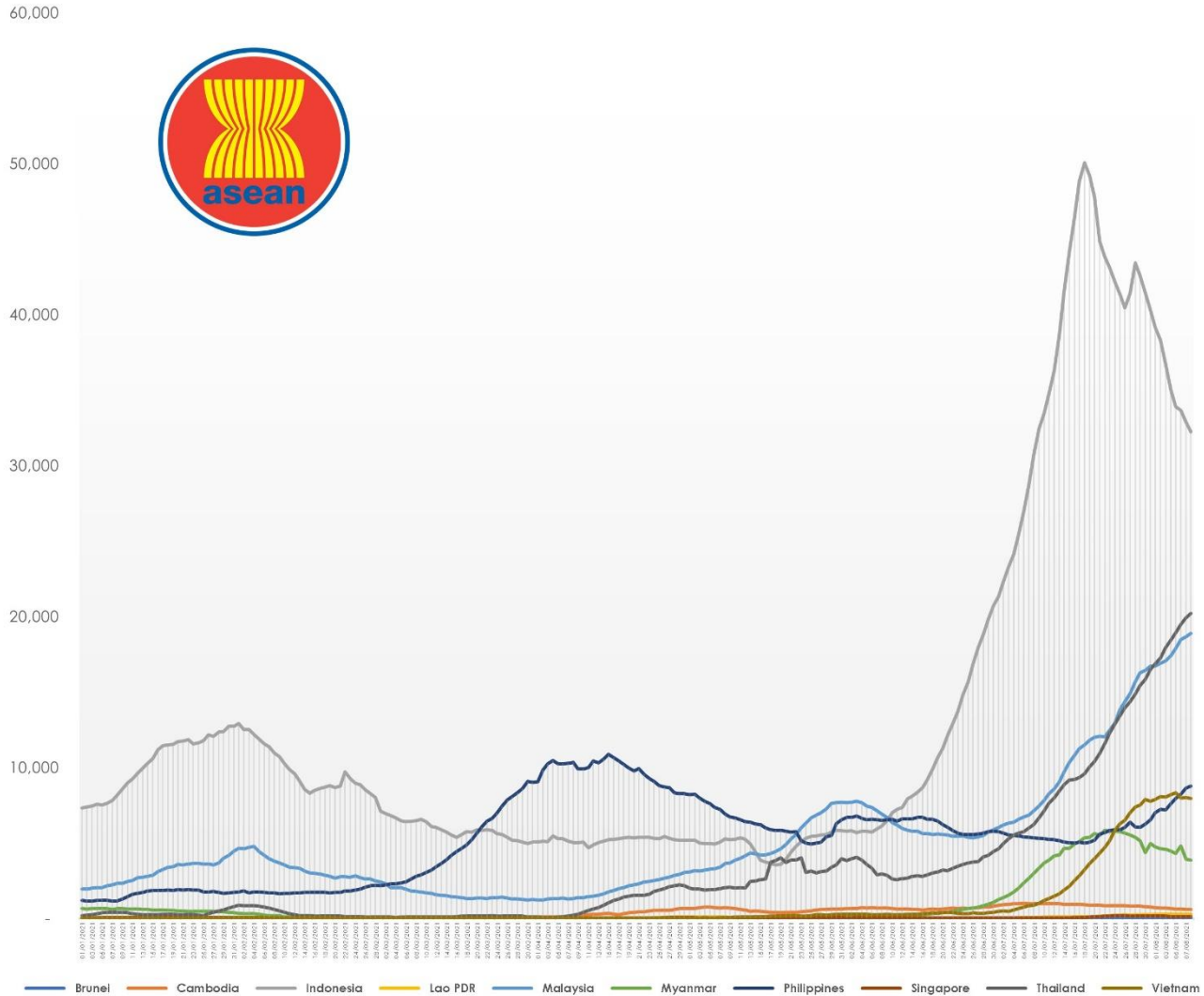
# COVID-19 Epi curve among ASEAN Countries

as of 8 August 2021



# 7-Day Rolling Average of COVID-19 new cases

as of 8 August 2021

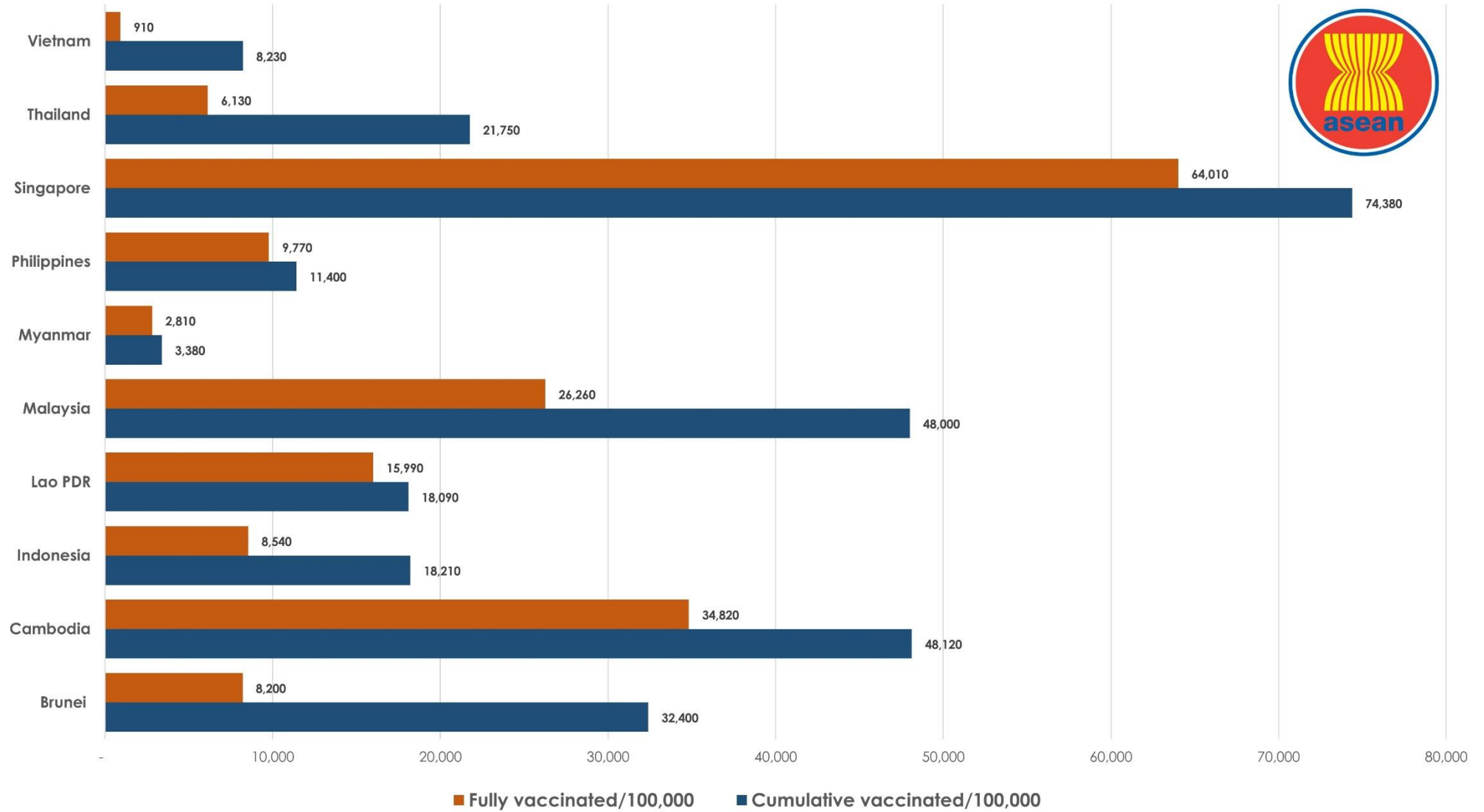


ASEAN Country	New Cases Rate of Change 7-Day Window*	P-value
Brunei	0.036	0.619
Cambodia	-19.327	0
Indonesia	-970.709	0
Lao PDR	0.357	0.704
Malaysia	366.597	0
Myanmar	-116.561	0.08
Philippines	293.148	0
Singapore	-5.622	0
Thailand	493.857	0
Vietnam	-21.648	0.436

\*Beta coefficient of linear line of best fit; equal to the rate of change in the 7-day rolling average of new cases over the past 7 days (as of August 8, 2021)

# COVID-19 Vaccination Status

as of 8 August 2021



# Re-opening Tracker

as of 7 August 2021

ASEAN MEMBER STATE	REQUIREMENT					
	At least <b>80% of the high-risk population has been vaccinated</b> with at least one dose of a COVID-19 vaccine.		At least <b>65% of the total population has a level of immunity</b> to COVID-19; either recovered from COVID-19 or have been vaccinated with at least one dose of a COVID-19 vaccine.		<b>Case levels are generally low</b> (a 7-day rolling average number of daily new cases that is <10 cases per 100,000, with each day's past-14-day test positivity is consistently <5%).	
	% of High risk population with one dose	Projected Completion Date	% of Total population with one dose	Projected Completion Date	Daily cases/100,000	Test positivity last 14 days
Brunei	71.1	Oct 2021	32.1		0.198	
Cambodia	>80.0	Jun 2021	51.2	>12 mos	3.664	5.7
Indonesia	74.7	Oct 2021	20.2	> 12 mos	12.431	24.8
Lao PDR	63.4	Nov 2021	19.6	Apr 2022	3.704	
Malaysia	>80.0	Jul 2021-	49.7	Sep 2021	57.729	10.4
Myanmar	13.6	-	3.8	-	8.856	35.0
Philippines	50.3	Dec 2021	13.5		7.600	13.7
Singapore	>80.0	May 2021	77.5	Jul 2021	1.863	0.2
Thailand	62.5	Oct 2021	22.8	Jan 2022	27.968	
Vietnam	29.4	Dec 2021	8.0	Feb 2022	8.243	6.8

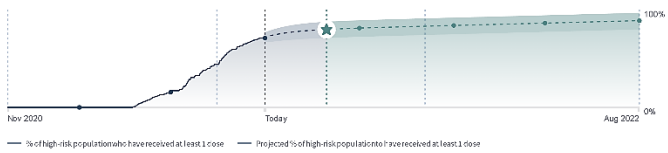
# Re-opening Tracker

## Requirement 1

80% of high-risk population vaccinated (at least one dose)

### BRUNEI

Brunei | Requirement 1: 80% of high-risk population vaccinated (at least one dose)  
 ● Vaccine coverage is approaching a high level but rising very slowly



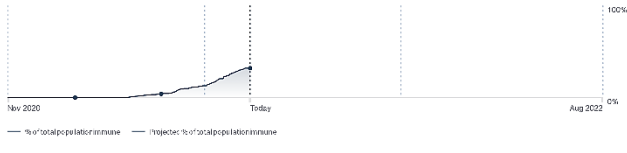
<b>High-risk population vaccinated (at least one dose)</b>	<b>71.1%</b>
Population vaccinated / day (7-day average):	<b>0.52% / day</b>
<b>Projected completion date</b>	
Best case	<b>Aug 2021</b>
Moderate case	<b>Oct 2021</b>
Worst case	<b>Aug 2022</b>

Data last reported on August 1, 2021.

## Requirement 2

65% of total population immune

Brunei | Requirement 2: 65% of Total Population Immune  
 ● Immunity is moderate and rising steadily



<b>Total population immune</b>	<b>32.1%</b>
Population immune via vaccination	<b>32.0%</b>
Estimated population immune via infection	<b>0.1%</b>
Population vaccinated / day (7-day average):	<b>0.52% / day</b>
Projected completion date	<b>Not available</b>

Immunity estimates last updated on August 7, 2021.

## Requirement 3

Daily case levels are low

Brunei | Requirement 3: Daily cases are low  
 ● Daily cases are low and declining, however, the extent of testing is unknown

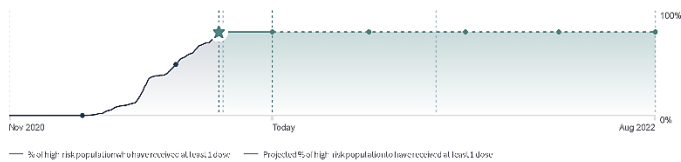


<b>Daily cases / 100,000 (7-day average)</b>	<b>0.158</b>
Test positivity (last 14 days)	<b>Unknown</b>

Cases data last reported on August 5, 2021.  
 Testing data last reported on this date is available.

### CAMBODIA

Cambodia | Requirement 1: 80% of high-risk population vaccinated (at least one dose)  
 ● Requirement met



<b>High-risk population vaccinated (at least one dose)</b>	<b>&gt;80.0%</b>
Population vaccinated / day (7-day average):	<b>—</b>
<b>Projected completion date</b>	<b>Completed Jun 2021</b>

Data last reported on August 7, 2021.

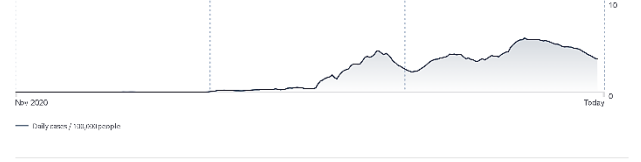
Cambodia | Requirement 2: 65% of Total Population Immune  
 ● Immunity is approaching a high level and rising quickly



<b>Total population immune</b>	<b>51.2%</b>
Population immune via vaccination	<b>51.0%</b>
Estimated population immune via infection	<b>0.2%</b>
Population immune tested / day (7-day average):	<b>0.7% / day</b>
<b>Projected completion date</b>	
Best case	<b>&gt;12 months</b>
Moderate case	<b>&gt;12 months</b>
Worst case	<b>&gt;12 months</b>

Immunity estimates last updated on August 7, 2021.

Cambodia | Requirement 3: Daily cases are low  
 ● Daily cases are low and declining, however, the extent of testing is unknown



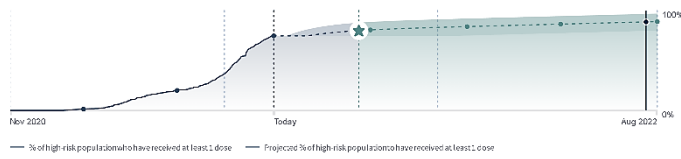
<b>Daily cases / 100,000 (7-day average)</b>	<b>3.664</b>
Test positivity (last 14 days)	<b>Unknown</b>

Cases data last reported on August 5, 2021.  
 Testing data last reported on July 13, 2021.



## INDONESIA

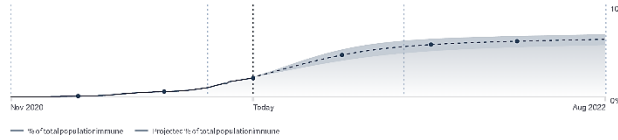
Indonesia | Requirement 1: 80% of high-risk population vaccinated (at least one dose)  
 ● Vaccine coverage is approaching a high level but rising very slowly



<b>High-risk population vaccinated (at least one dose)</b>	<b>74.7%</b>
Population vaccinated / day (7-day average)	<b>0.58% / day</b>
<b>Projected completion date</b>	
Best case	<b>Sep 2021</b>
Moderate case	<b>Oct 2021</b>
Worst case	<b>Aug 2022</b>

Data last reported on August 17, 2021


Indonesia | Requirement 2: 65% of Total Population Immune  
 ● Immunity is low and rising very slowly



<b>Total population immune</b>	<b>20.2%</b>
Population immune via vaccination	<b>19.1%</b>
Estimated population immune via infection	<b>1.1%</b>
Population unvaccinated / day (7-day average)	<b>0.13% / day</b>
<b>Projected completion date</b>	
Best case	<b>Mar 2022</b>
Moderate case	<b>&gt;12 months</b>
Worst case	<b>&gt;12 months</b>

Immunity (yes/no) was last updated on August 7, 2021

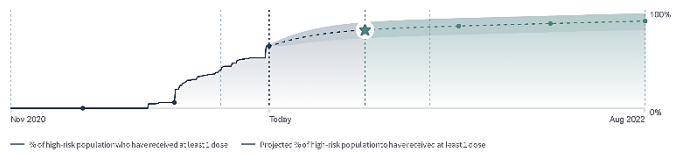
Indonesia | Requirement 3: Daily cases are low  
 ● Daily cases are high but declining, and the extent of testing is unknown



<b>Daily cases / 100,000 (7-day average)</b>	<b>12.431</b>
Test positivity (last 14 days)	<b>24.8%</b>
Cases < 28 last reported on August 5, 2021	
Testing data last reported on August 6, 2021	

## LAOS

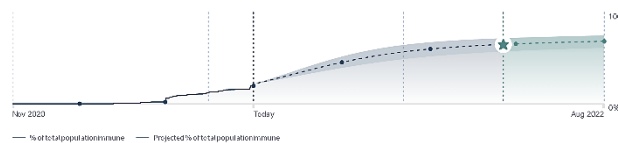
Laos | Requirement 1: 80% of high-risk population vaccinated (at least one dose)  
 ● Vaccine coverage is moderate but rising at an unknown rate



<b>High-risk population vaccinated (at least one dose)</b>	<b>63.4%</b>
Population vaccinated / day (7-day average)	<b>Unknown</b>
<b>Projected completion date</b>	
Best case	<b>Sep 2021</b>
Moderate case	<b>Nov 2021</b>
Worst case	<b>Aug 2022</b>

Data last reported on August 1, 2021


Laos | Requirement 2: 65% of Total Population Immune  
 ● Immunity is low and rising at an unknown rate



<b>Total population immune</b>	<b>19.6%</b>
Population immune via vaccination	<b>19.5%</b>
Estimated population immune via infection	<b>0.1%</b>
Population unvaccinated / day (7-day average)	<b>Unknown</b>
<b>Projected completion date</b>	
Best case	<b>Jan 2022</b>
Moderate case	<b>Apr 2022</b>
Worst case	<b>&gt;12 months</b>

Immunity (yes/no) was last updated on August 1, 2021

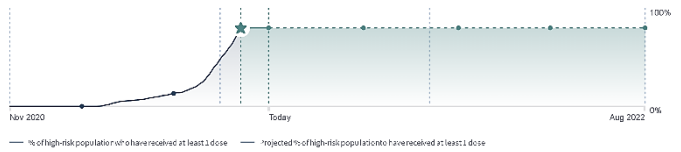
Laos | Requirement 3: Daily cases are low  
 ● Daily cases are low but rising, however, the extent of testing is unknown



<b>Daily cases / 100,000 (7-day average)</b>	<b>3.704</b>
Test positivity (last 14 days)	<b>Unknown</b>
Coronavirus response on August 5, 2021	
Testing data last reported on July 11, 2021	

## MALAYSIA

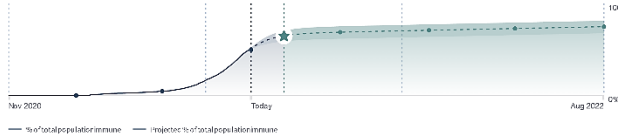
Malaysia | Requirement 1: 80% of high-risk population vaccinated (at least one dose)  
 ● Requirement met



<b>High-risk population vaccinated (at least one dose)</b>	<b>&gt;80.0%</b>
Population vaccinated / day (7-day average)	<b>-</b>
<b>Projected completion date</b>	
<b>Completed Jul 2021</b>	

Data last reported on August 1, 2021

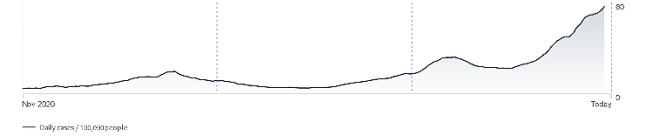
Malaysia | Requirement 2: 65% of Total Population Immune  
 ● Immunity is moderate and rising quickly



<b>Total population immune</b>	<b>49.7%</b>
Population immune via vaccination	<b>47.7%</b>
Estimated population immune via infection	<b>2.0%</b>
Population unvaccinated / day (7-day average)	<b>0.66% / day</b>
<b>Projected completion date</b>	
Best case	<b>Aug 2021</b>
Moderate case	<b>Sep 2021</b>
Worst case	<b>Mar 2022</b>

Immunity (yes/no) was last updated on August 7, 2021

Malaysia | Requirement 3: Daily cases are low  
 ● Daily cases are high and rising, also the extent of testing is unknown




<b>Daily cases / 100,000 (7-day average)</b>	<b>57.729</b>
Test positivity (last 14 days)	<b>10.4%</b>
Cases data last reported on August 5, 2021	
Testing data last reported on August 7, 2021	

## MYANMAR

Myanmar | Requirement 1: 80% of high-risk population vaccinated (at least one dose)

● Vaccine coverage is low and rising at an unknown rate



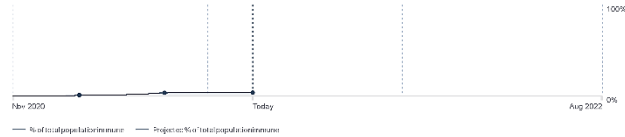
<b>High-risk population vaccinated (at least one dose)</b>	13.6%
Population vaccinated / day (7-day average)	Unknown
Projected completion date	Not available

Data last reported on August 5, 2021

bluedot

Myanmar | Requirement 2: 65% of Total Population Immune

● Immunity is very low and rising at an unknown rate



<b>Total population immune</b>	3.8%
Population immune via vaccination	3.5%
Estimated population immune via infection	0.3%
Population vaccinated / day (7-day average)	Unknown
Projected completion date	Not available

Data last reported on August 5, 2021

bluedot

Myanmar | Requirement 3: Daily cases are low

● Daily cases are low and declining, however, the extent of testing is unknown



<b>Daily cases / 100,000 (7-day average)</b>	8.856
Test positivity (last 14 days)	33%

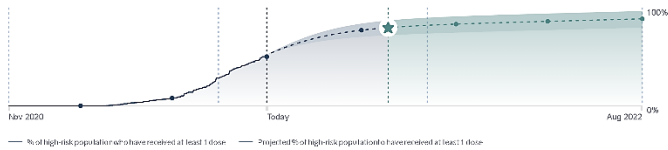
Cases data last reported on August 5, 2021  
Testing data last reported on August 5, 2021

bluedot

## PHILIPPINES

Philippines | Requirement 1: 80% of high-risk population vaccinated (at least one dose)

● Vaccine coverage is moderate but rising slowly



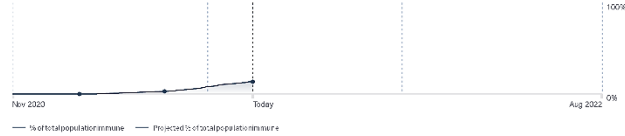
<b>High-risk population vaccinated (at least one dose)</b>	50.3%
Population vaccinated / day (7-day average)	1.3% / day
<b>Projected completion date</b>	
Best case	Oct 2021
Moderate case	Dec 2021
Worst case	Aug 2022

Data last reported on August 7, 2021

bluedot

Philippines | Requirement 2: 65% of Total Population Immune

● Immunity is low and rising slowly



<b>Total population immune</b>	13.5%
Population immune via vaccination	12.1%
Estimated population immune via infection	1.4%
Population vaccinated / day (7-day average)	0.33% / day
Projected completion date	Not available

Data last reported on August 7, 2021

bluedot

Philippines | Requirement 3: Daily cases are low

● Daily cases are low but rising, however, the extent of testing is unknown



<b>Daily cases / 100,000 (7-day average)</b>	7.890
Test positivity (last 14 days)	13.7%

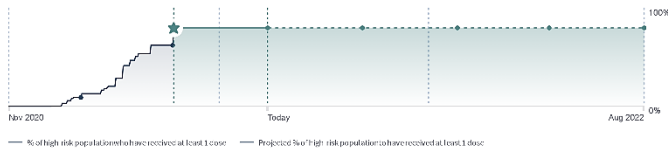
Cases data last reported on August 5, 2021  
Testing data last reported on August 5, 2021

bluedot

## SINGAPORE

Singapore | Requirement 1: 80% of high-risk population vaccinated (at least one dose)

● Requirement met



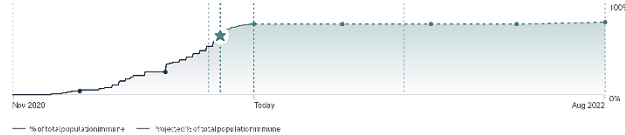
<b>High-risk population vaccinated (at least one dose)</b>	>80.0%
Population vaccinated / day (7-day average)	-
Projected completion date	Completed May 2021

Data last reported on August 7, 2021

bluedot

Singapore | Requirement 2: 65% of Total Population Immune

● Requirement met



<b>Total population immune</b>	77.5%
Population immune via vaccination	77.2%
Estimated population immune via infection	0.3%
Population vaccinated / day (7-day average)	0.17% / day
Projected completion date	Completed Jul 2021

Data last reported on August 7, 2021

bluedot

Singapore | Requirement 3: Daily cases are low

● Daily cases are low and declining, however, the extent of testing is unknown



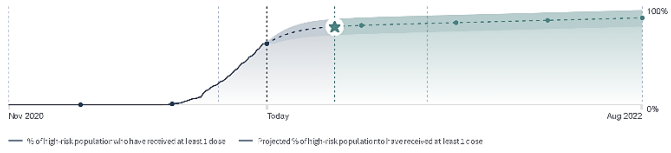
<b>Daily cases / 100,000 (7-day average)</b>	1.363
Test positivity (last 14 days)	0.2%

Cases data last reported on August 5, 2021  
Testing data last reported on August 5, 2021

bluedot

# THAILAND

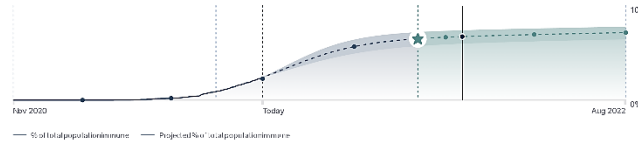
Thailand (Requirement 1: 80% of high-risk population vaccinated (at least one dose))  
 ● Vaccine coverage is moderate but rising slowly



<b>High-risk population vaccinated (at least one dose)</b>	<b>62.5%</b>
Population vaccinated / day (7-day average)	<b>1.36% / day</b>
<b>Projected completion date</b>	
Best case	<b>Sep 2021</b>
Moderate case	<b>Oct 2021</b>
Worst case	<b>Aug 2022</b>

Data last reported on August 7, 2021

Thailand (Requirement 2: 65% of Total Population Immune)  
 ● Immunity is low but rising steadily




<b>Total population immune</b>	<b>22.8%</b>
Population immune via vaccination	<b>22.0%</b>
Estimated population immune via infection	<b>0.8%</b>
Population vaccinated / day (7-day average)	<b>0.44% / day</b>
<b>Projected completion date</b>	
Best case	<b>Nov 2021</b>
Moderate case	<b>Jan 2022</b>
Worst case	<b>&gt;12 months</b>

Immunity estimates last updated on August 7, 2021

Thailand (Requirement 3: Daily cases are low)

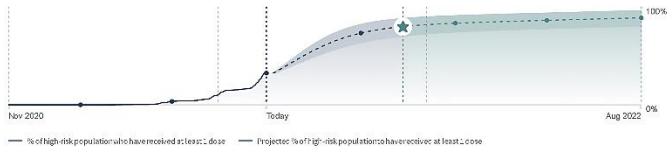
● Daily cases are high and rising, also the extent of testing is unknown



<b>Daily cases / 100,000 (7-day average)</b>	<b>27.968</b>
Trend positivity (last 14 days)	<b>Unknown</b>
Cases data last reported on August 5, 2021	
Testing data last reported on July 30, 2021	

# VIETNAM

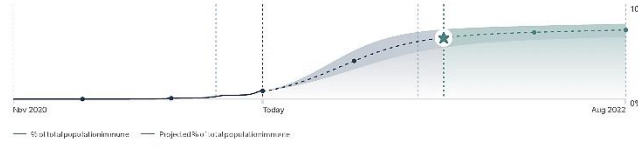
Vietnam (Requirement 1: 80% of high-risk population vaccinated (at least one dose))  
 ● Vaccine coverage is low and rising slowly



<b>High-risk population vaccinated (at least one dose)</b>	<b>32.5%</b>
Population vaccinated / day (7-day average)	<b>1.52% / day</b>
<b>Projected completion date</b>	
Best case	<b>Oct 2021</b>
Moderate case	<b>Dec 2021</b>
Worst case	<b>Aug 2022</b>

Data last reported on August 4, 2021

Vietnam (Requirement 2: 65% of Total Population Immune)  
 ● Immunity is low but rising steadily



<b>Total population immune</b>	<b>8.6%</b>
Population immune via vaccination	<b>8.0%</b>
Estimated population immune via infection	<b>0.2%</b>
Population vaccinated / day (7-day average)	<b>0.4% / day</b>
<b>Projected completion date</b>	
Best case	<b>Dec 2021</b>
Moderate case	<b>Feb 2022</b>
Worst case	<b>Jul 2022</b>

Immunity estimates last updated on August 7, 2021

Vietnam (Requirement 3: Daily cases are low)

● Daily cases are low but rising, however, the extent of testing is unknown



<b>Daily cases / 100,000 (7-day average)</b>	<b>8.245</b>
Trend positivity (last 14 days)	<b>6.8%</b>
Cases data last reported on August 7, 2021	
Testing data last reported on August 6, 2021	



Report generated by  
**ASEAN Biodiaspora Virtual Center (ABVC)**  
 in collaboration with **Bluedot Inc.**  
 Email: [support@biodiaspora.org](mailto:support@biodiaspora.org)

