

COVID-19: Highlights and Situation Overview

Global Update

- Worldwide, there have been over 222 million cases and over 4 million deaths attributed to COVID-19.

Regional Update

- Indonesia's daily COVID-19 positivity rate dropped below the World Health Organizations' (WHO) benchmark standard of 5% this week for the first time. The positivity rate, or the proportion of people tested who are positive, peaked at 33.4% in July when Indonesia became Asia's COVID-19 epicentre. On Monday the positivity rate fell to 4.57%, the lowest since Indonesia's first cases were reported on March 2020. Since its peak on July, the average positivity rate has fallen steadily, from 23.8% in the first week of August to 11.3% in the final week of the same month, to 6.2% on average so far in September. Coronavirus restrictions were eased further on Monday, with most areas on Java Island were downgraded, allowing conditional operation of malls, factories and restaurants.
- Singapore announced mandatory self-testing for migrant workers in dorms. All migrant workers living in dormitories will need to test themselves for COVID-19 regularly using antigen rapid test (ART) kits. This is in line in the broader push to encourage more people to carry out self-testing, and could signal the long-awaited lifting of movement curbs that have kept workers largely confined to their dorms. According to the Ministry of Manpower (MOM), the new mandatory self-testing regimen is on top of the existing rostered routine testing (RRT) that the workers are subjected to every 7th or 14th day. MOM said testing and detecting COVID-19 cases quickly remain critical to preventing potential infections from spreading widely in migrant-worker dorms. Under the new regimen, workers who are swabbed every seven days must test themselves three days after each RRT appointment. This applies to both vaccinated and unvaccinated workers. Those who are vaccinated must test themselves seven days after each RRT appointment, and those unvaccinated must test themselves on the 3rd, 7th and 11th day after each RRT date. Workers can carry out the self-tests in their rooms at their own convenience but must be supervised by MOM's Forward Assurance and Support Teams, dorm operators or the designated worker in charge of the room, wherein results must be submitted using the FWMOMCare application. Workers are also required to take a video of themselves doing the ART and must keep the video in their phones for 7 days. Since August 30, workers have been able to collect their ART kits after completing their most recent RRT. Meanwhile, starting September 9, workers will receive their self-testing schedules and be notified of their test dates.
- Philippines' capital will remain under modified enhanced community quarantine (MECQ) until September 15. Presidential spokesperson said that the Inter-Agency Task Force for the Management of Emerging Infectious Diseases (IATF) decided to defer easing quarantine restrictions in the National Capital Region (NCR). NCR was supposed to pilot the implementation of the General Community Quarantine (GCQ) with "Alert Levels System" starting today (September 8) but has been deferred the following day. With the extended MECQ classification of NCR, indoor and al-fresco dine-in services, and personal care services including beauty salons, beauty parlors and nail spas will remain prohibited in the region. The authority also said that religious services in the region can only be performed through online video recording and transmission. In addition, immediate family members are allowed to attend necrological services, wakes, internment and funerals as long as the cause of death is not COVID-19 related. However, those who will attend will need to show satisfactory proof of relationship with the deceased and have to comply with the minimum public health standards.

Vaccine Update

- Malaysia's COVID-19 Vaccine Supply Access Guarantee Special Committee (JKJAV) reported a total of 20,814,413 individuals or 88.9% of the adult population in Malaysia have received at least one dose of the COVID-19 vaccine as of September 7 (Tuesday) while 16,299,881 individuals, or 69.6% have completed COVID-19 vaccination. On a daily vaccination report, a total of 326,476 doses were administered September 7, bringing the cumulative figure for vaccines administered under the National COVID-19 Immunizations Programme (PICK) to 37,071,789 doses. In addition, the first group of 76,400 teenagers in Sarawak will receive their COVID-19 vaccine jabs starting today (September 8) according to the country's Health Minister. The group is comprised of those aged 16 and 17 as well as those aged 12 to 15 suffering from high-risk diseases such as problems with the immune system. The vaccination is among the policies agreed by the JKJAV on the National Pharmaceutical Regulatory Agency's (NPRA) approval for the use of the Pfizer vaccine for teenagers. The minister added that after Sarawak, the vaccine jabs would be administered to teenagers in states and territories that have reached the benchmark of 80% of vaccinated adults, such as Labuan, Kuala Lumpur and Selangor.
- Philippines reported that over 15 million Filipinos are already fully vaccinated against COVID-19 while 20.8 million received at least one dose as of September 5. The Philippines is eyeing to raise its vaccination target from 70% to 80- to 90% of the country's population to be able to attain herd immunity against COVID-19. Country's vaccine czar also said today (September 8) that the spread of the highly transmissible Delta variant of the coronavirus had caused a setback in the government's efforts to achieve herd immunity through vaccination. He added that the said adjustment in the vaccination target may be achieved by the first quarter of 2022.

Travel Advisories (new update/s)

- Singapore: A pilot travel scheme to allow travellers vaccinated against COVID-19 to enter Singapore without quarantine will take off as planned this Wednesday (September 8). The first flight under the Vaccinated Travel Lane (VTL), SQ325, is expected to depart Frankfurt in Germany at 10PM local time on Tuesday (4AM on Wednesday, Singapore time), and land at Changi Airport at 4:25PM today. Singapore unilaterally opened the VTL to travellers from Brunei and Germany as a start. However, Brunei remains closed to leisure travel, while as Germany has been open to travellers from Singapore since October last year.
- Thailand: The country' capital, Bangkok, is gearing up to welcome tourists once again. Thai Tourism and Sports Minister said that a plan for reopening Thailand had been moved from October to January next year. The country, meanwhile, will reopen by January 15 if at least 70% of the population had been vaccinated adding that foreign tourists who arrive under the Phuket or Samui sandbox vaccines will be allowed to travel to 23 provinces from October 15. Under the country's fourth phase of reopening, travelers from Laos, Cambodia, Myanmar, and Malaysia will be allowed to enter Thailand under a travel bubble scheme commencing on January 2022.

Cases and Deaths as of 08 September 2021

- As of 08 September 2021 (2PM, GMT+8), worldwide, there were **222,733,641** confirmed cases, including **4,601,136** deaths. Globally, Case Fatality Rate (CFR) was **2.1**.
- In **China**, there were **123,304** confirmed cases with **5,685** deaths, including deaths in Hong Kong (212) and Taiwan (837). Confirmed cases in China include confirmed cases in Hong Kong (12,130), Macau (63), and Taiwan (16,047). CFR was **4.6**.
- **10,606,490 confirmed cases** of COVID-19 have been reported in the ASEAN region with a total of **235,493 deaths**, with a CFR of **2.2**.

REGION	COUNTRY	FIRST CONFIRMED CASE(S)	LATEST REPORT ON CONFIRMED CASE(S)	TOTAL CONFIRMED CASES	NEW CASES (7-DAY ROLLING AVERAGE)	TOTAL DEATHS	NEW DEATHS (7-DAY ROLLING AVERAGE)	CASE FATALITY RATE	CUMULATIVE CASES/ 100,000	NUMBER OF TESTS LAST 14 DAYS/ 100,000	CUMULATIVE VACCINATED	CUMULATIVE FULLY VACCINATED	FULLY VACCINATED / 100
ASEAN REGION	Brunei	10-Mar-20	07-Sep-21	3,567	103 (122)	16	1 (1)	0.4%	823		234,255	111,340	25.2
	Cambodia	27-Jan-20	07-Sep-21	96,339	511 (469)	1,981	11 (11)	2.1%	584	-	11,291,465	9,001,123	53.1
	Indonesia	02-Mar-20	07-Sep-21	4,140,634	7,201 (7,262)	137,156	683 (590)	3.3%	1,530	341	67,827,361	38,849,803	14.1
	Lao PDR	24-Mar-20	07-Sep-21	16,365	307 (193)	16	-	0.1%	228	1,677	2,545,657	1,837,302	24.9
	Malaysia	25-Jan-20	07-Sep-21	1,880,734	18,547 (19,211)	18,802	311 (305)	1.0%	5,887	505	20,679,998	16,107,712	49.1
	Myanmar	23-Mar-20	07-Sep-21	417,971	(2,670)	15,985	- (85)	3.8%	773	447	4,456,857	1,796,830	3.3
	Philippines	30-Jan-20	07-Sep-21	2,121,308	17,977 (18,779)	34,498	161 (150)	1.6%	1,962	480	18,697,647	15,121,776	13.6
	Singapore	23-Jan-20	07-Sep-21	69,233	332 (230)	55	-	0.1%	1,214	7,618	4,623,190	4,511,788	76.5
	Thailand	13-Jan-20	07-Sep-21	1,308,343	13,821 (14,802)	13,283	241 (242)	1.0%	1,879	308	23,401,465	7,780,973	11.1
	Vietnam	23-Jan-20	07-Sep-21	550,996	14,208 (12,700)	13,701	316 (377)	2.5%	571	1,364	18,673,340	3,338,783	3.4
				10,605,490	73,007	235,493	1,724	2.2%					

- **212,004,847 confirmed cases** of COVID-19 have been reported in **222 countries/states** (other than China, Hong Kong, Taiwan, Macau, and ASEAN countries):

REGION	COUNTRY	FIRST CONFIRMED CASE(S)	LATEST REPORT ON CONFIRMED CASE(S)	TOTAL CONFIRMED CASES	NEW CASES	TOTAL DEATHS	NEW DEATHS	CASE FATALITY RATE	CUMULATIVE CASES/ 100,000	NUMBER OF TESTS LAST 14 DAYS/ 100,000	CUMULATIVE IMMUNIZED	CUMULATIVE FULLY VACCINATED	FULLY VACCINATED/ 100
ASIA PACIFIC	Japan	16 Jan 2020	07-Sep-21	1,594,213	10,603	16,396	62	1.0%	1,263	927	75,065,848	60,619,470	48.1
	South Korea	20 Jan 2020	07-Sep-21	263,374	1,596	2,330	3	0.9%	509	883	30,747,214	18,385,936	35.8
	Nepal	24 Jan 2020	07-Sep-21	772,182	1,423	10,879	21	1.4%	2,699	305	5,573,419	4,962,759	16.7
	Australia	25 Jan 2020	07-Sep-21	64,641	1,487	1,053	9	1.6%	252	7,638	13,117,691	7,868,298	30.5
	Sri Lanka	27 Jan 2020	07-Sep-21	471,863	5,914	10,504	184	2.2%	2,164	629	12,729,601	9,179,246	42.7
	India	30 Jan 2020	07-Sep-21	33,095,450	38,130	441,443	368	1.3%	2,422	1,009	527,862,293	160,591,270	11.5
	Afghanistan	24 Feb 2020	07-Sep-21	153,736	110	7,151	7	4.7%	404		773,002	430,744	1.1
	Pakistan	26 Feb 2020	07-Sep-21	1,186,234	3,316	26,330	98	2.2%	548	302	48,106,755	20,058,377	8.9
	New Zealand	28 Feb 2020	07-Sep-21	3,813	21	27	-	0.7%	78	6,289	2,611,510	1,347,097	27.7
	Bhutan	05 Mar 2020	31-Aug-21	2,596	-	3	-	0.1%	340	-	567,143	477,931	61.3
	Maldives	07 Mar 2020	06-Sep-21	82,099	-	227	-	0.3%	15,463	9,125	386,253	303,965	55.9
	Bangladesh	08 Mar 2020	07-Sep-21	1,519,805	2,639	26,684	56	1.8%	932	168	19,340,488	8,733,784	5.3
	Mongolia	10 Mar 2020	07-Sep-21	240,042	3,963	976	8	0.4%	7,443	41,315	2,243,338	2,105,719	63.3
Turkey	10 Mar 2020	07-Sep-21	6,542,654	23,638	58,651	274	0.9%	7,842	3,182	49,946,816	38,628,745	45.4	

	French Polynesia	12 Mar 2020	06-Sep-21	40,178	-	513	-	1.3%	14,386		133,302	101,812	36.0
	Guam	15 Mar 2020	07-Sep-21	11,494	201	153	2	1.3%	6,871		119,621	105,162	63.4
	New Caledonia	17 Mar 2020	07-Sep-21	143	7	-	-	0.0%	50		82,172	69,740	24.2
	Fiji	18 Mar 2020	07-Sep-21	48,153	160	525	5	1.1%	5,411	-	558,944	266,608	29.5
	Papua New Guinea	21 Mar 2020	07-Sep-21	18,276	11	194	2	1.1%	208	-	102,739	31,705	0.4
	Timor Leste	21 Mar 2020	07-Sep-21	17,888	190	85	3	0.5%	1,383	1,044	389,989	198,310	14.8
	Northern Mariana Islands	28 Mar 2020	28-May-21	183	-	2	-	1.1%	320		35,130	32,976	58.0
	North Korea	24 Jul 2020	25-Jul-20	1	-	-	-	0.0%	0				
	Solomon Islands	03 Oct 2020	16-Apr-21	20	-	-	-	0.0%	3		62,891	20,550	2.9
	Wallis et Futuna	17 Oct 2020	06-May-21	445	-	7	-	1.6%	2,777		4,952	4,849	43.7
	Marshall Islands	26 Oct 2020	17-Nov-20	4	-	-	-	0.0%	7		21,677	18,988	32.5
	Vanuatu	11 Nov 2020	21-Apr-21	4	-	1	-	25.0%	1		34,753	8,906	2.8
	Samoa	18 Nov 2020	12-Feb-21	3	-	-	-	0.0%	2		92,319	41,946	21.0
	Micronesia	11 Jan 2021	11-Jan-21	1	-	-	-	0.0%	1		42,607	34,923	33.7
	Palau	31 May 2021	14-Jun-21	2	-	-	-	0.0%	11		17,051	14,942	83.4
AMERICAS	USA	21 Jan 2020	07-Sep-21	40,871,538	5,744	666,627	68	1.6%	12,452	1,981	206,908,710	175,968,266	52.3
	Canada	25 Jan 2020	07-Sep-21	1,518,316	1,494	27,035	11	1.8%	3,995	1,811	28,129,799	25,721,297	67.6
	Brazil	26 Feb 2020	06-Sep-21	20,904,330	-	584,101	-	2.8%	9,872	-	139,358,218	67,383,668	31.5
	Mexico	28 Feb 2020	06-Sep-21	3,433,511	-	263,470	-	7.7%	2,691	155	59,059,884	35,813,552	27.5
	Saint Martin	01 Mar 2020	02-Sep-21	3,463	-	45	-	1.3%	9,113				
	Ecuador	01 Mar 2020	06-Sep-21	503,883	-	32,353	-	6.4%	2,900	112	10,699,102	9,323,600	52.1
	Dominican Republic	01 Mar 2020	07-Sep-21	352,009	115	4,013	1	1.1%	3,278	187	5,864,778	4,710,022	43.0
	Chile	03 Mar 2020	07-Sep-21	1,641,791	265	37,115	7	2.3%	8,663	2,417	14,449,896	13,799,306	71.8
	Argentina	03 Mar 2020	07-Sep-21	5,211,801	4,106	112,851	178	2.2%	11,598	324	28,344,998	16,322,499	35.8
	Peru	05 Mar 2020	06-Sep-21	2,155,508	-	198,523	-	9.2%	6,630	-	10,866,694	8,495,758	25.5
	Costa Rica	06 Mar 2020	06-Sep-21	478,144	-	5,642	-	1.2%	9,473	966	3,059,023	1,219,482	23.7
	Colombia	06 Mar 2020	07-Sep-21	4,921,410	1,637	125,378	47	2.5%	9,776	868	24,111,434	14,912,159	29.1

French Guiana	06 Mar 2020	06-Sep-21	36,035	-	223	-	0.6%	18,432				
Martinique	06 Mar 2020	31-Aug-21	37,192	-	442	-	1.2%	8,591				
Paraguay	07 Mar 2020	06-Sep-21	458,922	-	15,883	-	3.5%	6,514	292	2,286,112	1,809,569	25.1
Panama	10 Mar 2020	06-Sep-21	460,073	-	7,095	-	1.5%	10,834	1,788	2,819,641	1,892,074	43.2
Bolivia	10 Mar 2020	05-Sep-21	492,680	-	18,512	-	3.8%	4,279	442	4,072,598	2,847,688	24.1
Honduras	11 Mar 2020	06-Sep-21	346,134	-	9,081	-	2.6%	3,552		2,896,759	1,629,331	16.2
Cuba	11 Mar 2020	07-Sep-21	704,675	7,771	5,881	93	0.8%	6,218	-	5,866,453	4,604,912	40.7
Guyana	11 Mar 2020	05-Sep-21	26,510	-	641	-	2.4%	3,387		318,569	166,763	21.1
Jamaica	12 Mar 2020	06-Sep-21	71,987	-	1,637	-	2.3%	2,442	487	435,611	148,138	5.0
St Vincent and the Grenadines	12 Mar 2020	07-Sep-21	2,385	6	12	-	0.5%	2,157		19,066	11,892	10.7
Saint Lucia	13 Mar 2020	06-Sep-21	9,191	-	118	-	1.3%	5,028		36,750	27,773	15.1
Trinidad and Tobago	13 Mar 2020	07-Sep-21	46,013	189	1,342	6	2.9%	3,298	379	523,198	413,737	29.5
Venezuela	13 Mar 2020	06-Sep-21	341,314	-	4,115	-	1.2%	1,197		6,006,270	3,336,547	11.6
Guatemala	13 Mar 2020	06-Sep-21	488,538	-	12,315	-	2.5%	2,942	607	3,576,111	1,510,663	8.3
Uruguay	13 Mar 2020	06-Sep-21	385,780	-	6,034	-	1.6%	11,144	2,194	2,686,746	2,530,656	72.6
Curacao	13 Mar 2020	06-Sep-21	15,483	-	149	-	1.0%	9,828		96,529	87,063	52.8
Puerto Rico	13 Mar 2020	07-Sep-21	174,448	58	2,928	5	1.7%	5,462		2,418,884	2,055,946	64.4
Suriname	13 Mar 2020	06-Sep-21	31,012	-	740	-	2.4%	5,334		207,140	146,506	24.8
Antigua and Barbuda	13 Mar 2020	06-Sep-21	1,878	-	46	-	2.4%	1,934	-	41,061	34,008	34.5
Guadeloupe	13 Mar 2020	31-Aug-21	49,381	-	539	-	1.1%	11,147				
Cayman Islands	13 Mar 2020	07-Sep-21	691	1	2	-	0.3%	1,064		52,158	49,894	75.0
Aruba	14 Mar 2020	06-Sep-21	14,861	-	151	-	1.0%	13,978		79,209	70,381	65.7
Bahamas	15 Mar 2020	06-Sep-21	18,853	-	439	-	2.3%	4,841		105,753	59,002	14.9
US Virgin Islands	16 Mar 2020	04-Sep-21	6,026	-	60	-	1.0%	5,651		51,600	43,626	41.7
Sint Maarten	17 Mar 2020	06-Sep-21	3,849	-	57	-	1.5%	9,449		25,376	23,138	53.3
Montserrat	17 Mar 2020	04-Sep-21	31	-	1	-	3.2%	332		1,466	1,371	27.5
Barbados	17 Mar 2020	06-Sep-21	5,417	-	51	-	0.9%	1,887		115,060	95,351	33.1
El Salvador	18 Mar 2020	06-Sep-21	96,067	-	2,977	-	3.1%	1,489	-	3,697,347	2,927,769	44.9
Nicaragua	18 Mar 2020	31-Aug-21	11,735	-	200	-	1.7%	179		463,656	206,248	3.1

Bermuda	18 Mar 2020	03-Sep-21	3,048	-	34	-	1.1%	4,769		43,128	42,287	68.1
Haiti	19 Mar 2020	06-Sep-21	21,094	-	588	-	2.8%	187		32,226	9,744	0.1
Dominica	22 Mar 2020	05-Sep-21	1,998	-	5	-	0.3%	2,782		22,559	20,278	28.1
Grenada	22 Mar 2020	06-Sep-21	1,473	-	12	-	0.8%	1,315		26,088	19,372	17.1
Belize	23 Mar 2020	06-Sep-21	16,950	-	364	-	2.1%	4,342	1,346	172,068	75,094	18.6
Turks and Caicos Islands	23 Mar 2020	05-Sep-21	2,697	-	20	-	0.7%	7,062		26,606	24,269	61.9
Saint Kitts and Nevis	24 Mar 2020	05-Sep-21	1,230	-	5	-	0.4%	2,329	4,530	24,335	21,906	40.9
British Virgin Islands	25 Mar 2020	03-Sep-21	2,640	-	37	-	1.4%	8,791		18,405	13,824	45.4
Anguilla	26 Mar 2020	06-Sep-21	296	-	-	-	0.0%	2,233		9,493	8,978	59.4
Caribbean Netherlands	01 Apr 2020	06-Sep-21	1,850	-	17	-	0.9%	10,271		19,109	16,736	63.3
Falkland Islands	03 Apr 2020	01-Sep-21	67	-	-	-	0.0%	2,540		2,632	1,775	50.3
Saint Pierre and Miquelon	05 Apr 2020	02-Sep-21	31	-	-	-	0.0%	442				
Saint Barthelemy	25 Jul 2020	02-Sep-21	1,534	-	2	-	0.1%	18,154				
EUROPE												
France	24 Jan 2020	06-Sep-21	6,839,494	-	115,007	-	1.7%	10,199		49,070,298	41,653,844	61.7
Germany	27 Jan 2020	07-Sep-21	4,045,108	10,429	92,949	54	2.3%	4,866	1,002	54,782,636	51,110,501	60.9
Finland	29 Jan 2020	07-Sep-21	131,054	544	1,030	-	0.8%	2,374	3,636	4,054,262	2,976,496	53.7
Italy	30 Jan 2020	07-Sep-21	4,579,502	4,715	129,638	71	2.8%	7,595	3,751	43,285,067	37,618,717	62.3
Russian Federation	31 Jan 2020	07-Sep-21	7,047,880	17,425	188,785	795	2.7%	4,882	3,140	44,549,535	38,368,573	26.3
Spain	31 Jan 2020	07-Sep-21	4,892,640	5,246	85,066	138	1.7%	10,393	1,575	36,889,887	34,418,544	73.6
Sweden	31 Jan 2020	07-Sep-21	1,133,449	2,924	14,657	-	1.3%	11,020		6,934,437	5,881,550	57.9
United Kingdom of Great Britain	31 Jan 2020	07-Sep-21	7,056,106	37,179	133,483	209	1.9%	10,558	10,114	48,292,811	43,535,098	63.8
Belgium	05 Feb 2020	07-Sep-21	1,196,656	1,168	25,421	8	2.1%	10,420	2,866	8,460,720	8,204,239	70.5
Switzerland	25 Feb 2020	07-Sep-21	798,491	2,841	11,010	-	1.4%	9,312	2,614	5,063,389	4,496,412	51.6
Austria	25 Feb 2020	07-Sep-21	698,948	1,438	10,812	11	1.5%	7,874	27,764	5,544,328	5,248,284	58.0
Croatia	25 Feb 2020	07-Sep-21	378,726	704	8,385	10	2.2%	9,311	2,294	1,744,048	1,633,388	40.0
Norway	26 Feb 2020	07-Sep-21	169,068	599	823	1	0.5%	3,161	3,670	3,911,622	3,293,853	60.3
Romania	26 Feb 2020	07-Sep-21	1,109,076	2,033	34,762	48	3.1%	5,730	754	5,282,882	5,172,483	27.0

Estonia	26 Feb 2020	07-Sep-21	144,390	389	1,305	3	0.9%	10,884	3,099	734,828	556,923	42.0
Georgia	26 Feb 2020	07-Sep-21	567,922	1,965	7,917	50	1.4%	15,265	6,397	850,868	489,194	12.3
North Macedonia	26 Feb 2020	07-Sep-21	180,919	676	6,129	32	3.4%	8,684	3,480	741,554	564,488	27.1
Greece	26 Feb 2020	07-Sep-21	605,158	3,442	13,971	38	2.3%	5,647	6,802	6,161,023	5,788,447	55.8
Denmark	27 Feb 2020	07-Sep-21	349,891	451	2,594	2	0.7%	6,013	8,347	4,422,894	4,262,021	73.3
San Marino	27 Feb 2020	06-Sep-21	5,351	-	90	-	1.7%	15,803		23,979	23,979	70.5
Lithuania	27 Feb 2020	07-Sep-21	303,692	713	4,623	11	1.5%	10,897	2,729	1,680,644	1,540,745	57.3
Netherlands	27 Feb 2020	07-Sep-21	1,958,804	2,456	18,048	8	0.9%	11,301	714	12,001,758	10,795,200	62.9
Azerbaijan	27 Feb 2020	07-Sep-21	447,725	2,447	5,920	41	1.3%	4,467	1,361	4,359,737	2,876,644	28.1
Belarus	28 Feb 2020	07-Sep-21	493,818	1,419	3,859	12	0.8%	5,216	1,682	1,626,825	1,336,553	14.2
Iceland	28 Feb 2020	07-Sep-21	11,090	27	33	-	0.3%	3,069	6,018	279,947	264,427	77.0
Ireland	28 Feb 2020	07-Sep-21	359,420	1,465	5,112	-	1.4%	7,274	3,694	3,716,531	3,454,224	69.3
Monaco	29 Feb 2020	06-Sep-21	3,240	-	33	-	1.0%	8,315		26,135	22,556	57.1
Czech Republic	01 Mar 2020	07-Sep-21	1,681,091	394	30,408	2	1.8%	15,756		5,978,475	5,793,584	54.0
Luxembourg	01 Mar 2020	07-Sep-21	76,358	113	832	-	1.1%	12,318	5,348	409,782	358,730	56.5
Armenia	01 Mar 2020	07-Sep-21	245,765	501	4,939	15	2.0%	8,309	1,982	195,290	108,035	3.6
Latvia	02 Mar 2020	07-Sep-21	144,943	311	2,592	4	1.8%	7,578	3,637	872,936	776,669	41.6
Portugal	02 Mar 2020	07-Sep-21	1,048,941	1,231	17,816	6	1.7%	10,214	3,924	8,753,142	7,854,459	77.3
Andorra	02 Mar 2020	07-Sep-21	15,070	1	130	-	0.9%	19,535	1,301	51,599	41,831	54.1
Liechtenstein	03 Mar 2020	07-Sep-21	3,343	12	59	-	1.8%	8,793	3,248	22,933	20,485	53.6
Ukraine	03 Mar 2020	07-Sep-21	2,300,504	2,197	54,054	53	2.3%	5,183	514	5,618,796	4,304,627	9.9
Slovenia	04 Mar 2020	07-Sep-21	271,418	877	4,458	2	1.6%	12,999	1,192	1,004,716	918,226	44.2
Hungary	04 Mar 2020	07-Sep-21	813,818	130	30,074	4	3.7%	8,330	1,043	5,821,254	5,429,873	56.4
Poland	04 Mar 2020	07-Sep-21	2,891,071	405	75,392	13	2.6%	7,614	880	19,408,281	18,957,376	50.2
Faroe Islands	04 Mar 2020	06-Sep-21	1,020	-	2	-	0.2%	2,095		36,940	34,901	71.2
Bosnia and Herzegovina	05 Mar 2020	07-Sep-21	218,080	718	9,919	13	4.5%	6,606	724	567,198	360,928	11.1
Gibraltar	05 Mar 2020	07-Sep-21	5,399	7	97	-	1.8%	16,020		39,658	39,231	116.4
Slovakia	06 Mar 2020	07-Sep-21	396,487	306	12,552	1	3.2%	7,270	1,195	2,392,783	2,188,727	40.1
Serbia	06 Mar 2020	07-Sep-21	788,895	5,069	7,421	23	0.9%	11,359	1,836	2,947,071	2,823,513	41.5
Vatican City	06 Mar 2020	17-Oct-20	27	-	-	-	0.0%	2,932				
Malta	07 Mar 2020	07-Sep-21	36,553	41	445	-	1.2%	7,272	5,905	415,622	414,343	80.5

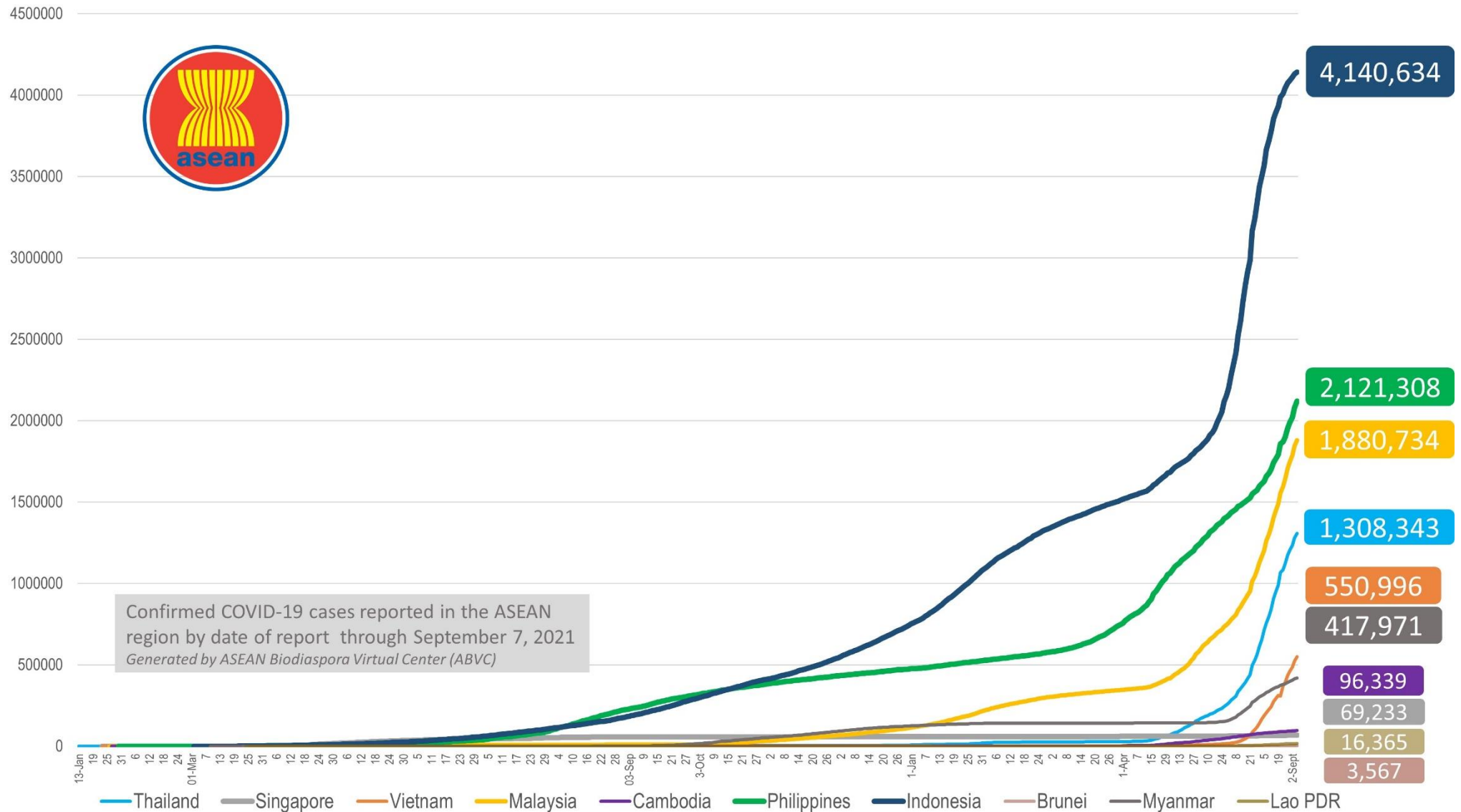
	Moldova	07 Mar 2020	07-Sep-21	271,535	850	6,455	10	2.4%	10,217	2,076	573,001	714,075	17.8
	Bulgaria	08 Mar 2020	06-Sep-21	462,710	-	19,149	-	4.1%	6,633	3,328	1,089,066	1,200,713	17.4
	Albania	09 Mar 2020	06-Sep-21	151,499	-	2,519	-	1.7%	5,308	-	844,304	655,594	22.8
	Cyprus	09 Mar 2020	06-Sep-21	115,269	-	516	-	0.4%	9,617	33,272	581,422	528,622	59.5
	Channel Islands	09 Mar 2020	07-Sep-21	1,381	6	18	-	1.3%	2,117		32,969	13,618	20.3
	Jersey	10 Mar 2020	07-Sep-21	9,540	40	78	-	0.8%	10,505		76,478	72,875	72.1
	Kazakhstan	13 Mar 2020	07-Sep-21	820,479	3,583	9,915	64	1.2%	4,432	-	6,839,097	5,662,697	29.8
	Kosovo	13 Mar 2020	07-Sep-21	152,615	489	2,647	28	1.7%	8,506				
	Uzbekistan	15 Mar 2020	07-Sep-21	161,108	597	1,125	5	0.7%	480		9,490,884	1,232,807	3.6
	Greenland	16 Mar 2020	07-Sep-21	360	-	-	-	0.0%	640		40,201	33,486	58.9
	Montenegro	17 Mar 2020	07-Sep-21	119,069	603	1,774	4	1.5%	19,139		215,264	189,583	30.2
	Kyrgyzstan	18 Mar 2020	07-Sep-21	176,682	100	2,557	3	1.4%	2,736		710,470	490,322	7.4
	Isle of Man	19 Mar 2020	06-Sep-21	6,849	-	38	-	0.6%	8,097		65,288	63,019	73.8
	Tajikistan	30 Apr 2020	07-Sep-21	17,005	21	124	-	0.7%	182		2,009,748	798,308	8.2
MIDDLE EAST	UAE	29 Jan 2020	07-Sep-21	725,192	952	2,050	2	0.3%	7,422	28,259	8,772,634	7,664,928	76.7
	Iran	19 Feb 2020	07-Sep-21	5,184,124	27,138	111,892	635	2.2%	6,252	1,237	19,467,858	9,684,669	11.4
	Israel	21 Feb 2020	05-Sep-21	1,117,596	-	7,205	-	0.6%	12,345	13,713	6,015,434	5,510,800	62.7
	Lebanon	21 Feb 2020	06-Sep-21	608,041	-	8,114	-	1.3%	8,869	-	1,407,930	1,127,514	16.7
	Kuwait	24 Feb 2020	07-Sep-21	410,496	83	2,426	1	0.6%	9,757	2,668	2,668,082	923,307	21.3
	Oman	24 Feb 2020	07-Sep-21	302,815	67	4,081	3	1.3%	6,087		2,592,464	1,443,886	27.6
	Bahrain	24 Feb 2020	07-Sep-21	273,252	244	1,388	-	0.5%	16,650	9,331	1,152,040	1,093,547	62.6
	Iraq	24 Feb 2020	07-Sep-21	1,928,930	5,988	21,220	58	1.1%	4,907	896	826,007	494,900	1.2
	Qatar	29 Feb 2020	07-Sep-21	233,928	172	604	1	0.3%	8,260	1,607	2,344,353	2,191,460	74.8
	Saudi Arabia	02 Mar 2020	07-Sep-21	545,505	138	8,591	6	1.6%	1,592	1,354	22,490,656	15,774,616	44.6
	Jordan	02 Mar 2020	07-Sep-21	803,351	1,002	10,491	14	1.3%	7,953	2,818	3,534,483	3,034,969	29.6
	Palestine	05 Mar 2020	07-Sep-21	388,649	2,762	4,023	11	1.0%	8,295		935,756	456,543	8.7
	Syria	22 Mar 2020	07-Sep-21	28,814	136	2,049	5	7.1%	169		230,510	158,010	0.9
	Yemen	10 Apr 2020	07-Sep-21	8,181	39	1,534	4	18.8%	28		298,161	13,322	0.0
AFRICA	Egypt	14 Feb 2020	06-Sep-21	290,395	-	16,801	-	5.8%	289		6,913,913	3,505,075	3.4
	Algeria	25 Feb 2020	07-Sep-21	198,645	332	5,471	26	2.8%	461		5,000,000	3,000,000	6.7
	Nigeria	28 Feb 2020	06-Sep-21	195,890	-	2,556	-	1.3%	97	26	3,461,713	1,540,123	0.7
	Tunisia	02 Mar 2020	06-Sep-21	675,191	-	23,846	-	3.5%	5,773	1,120	4,361,333	2,512,895	21.1
	Morocco	02 Mar 2020	07-Sep-21	889,532	3,524	13,224	79	1.5%	2,439	831	19,529,591	15,992,481	42.8
	Senegal	02 Mar 2020	07-Sep-21	73,257	30	1,812	4	2.5%	450	141	1,167,364	564,998	3.3
	South Africa	05 Mar 2020	07-Sep-21	2,829,435	5,372	83,899	282	3.0%	4,832	751	9,961,650	6,492,469	10.8
	Cameroon	06 Mar 2020	01-Sep-21	84,210	-	1,357	-	1.6%	325		355,561	80,115	0.3

Togo	06 Mar 2020	06-Sep-21	22,625	-	197	-	0.9%	280	234	414,249	237,692	2.8
Burkina Faso	09 Mar 2020	06-Sep-21	13,851	-	171	-	1.2%	68		108,799	13,273	0.1
Democratic Republic of Congo	10 Mar 2020	03-Sep-21	55,307	-	1,061	-	1.9%	64		83,667	18,047	0.0
Ivory Coast	11 Mar 2020	06-Sep-21	57,056	-	477	-	0.8%	222	132	1,443,607		
Reunion	11 Mar 2020	01-Sep-21	50,346	-	342	-	0.7%	6,480				
Ghana	13 Mar 2020	03-Sep-21	122,157	-	1,083	-	0.9%	402	-	865,422	405,971	1.3
Guinea	13 Mar 2020	07-Sep-21	29,877	13	358	3	1.2%	234		854,205	397,021	2.9
Gabon	13 Mar 2020	07-Sep-21	26,177	98	168	1	0.6%	1,205	1,501	84,214	62,250	2.7
Sudan	13 Mar 2020	01-Sep-21	37,715	-	2,837	-	7.5%	88		645,926	241,564	0.5
Kenya	13 Mar 2020	07-Sep-21	241,134	704	4,800	5	2.0%	459	-	2,050,377	812,151	1.5
Ethiopia	13 Mar 2020	07-Sep-21	317,572	1,398	4,804	19	1.5%	283	60	2,575,687		
Central African Republic	14 Mar 2020	31-Aug-21	11,296	-	100	-	0.9%	238		77,771	26,000	0.5
Seychelles	14 Mar 2020	06-Sep-21	20,323	-	108	-	0.5%	20,817		73,777	69,713	70.5
Rwanda	14 Mar 2020	07-Sep-21	90,598	453	1,141	7	1.3%	717	1,261	1,662,759	907,147	6.8
Namibia	14 Mar 2020	07-Sep-21	125,772	113	3,414	2	2.7%	5,042	459	213,438	115,624	4.5
Swaziland	14 Mar 2020	07-Sep-21	44,234	58	1,156	11	2.6%	3,853		96,175	109,596	9.4
Mauritania	14 Mar 2020	06-Sep-21	34,297	-	737	-	2.1%	758	-	243,757	22,120	0.5
Mayotte	14 Mar 2020	06-Sep-21	19,925	-	175	-	0.9%	12,528				
Equatorial Guinea	15 Mar 2020	06-Sep-21	9,939	-	129	-	1.3%	733	537	204,222	156,224	10.8
Republic of Congo	15 Mar 2020	30-Aug-21	13,588	-	183	-	1.3%	253		184,812	105,475	1.9
Benin	16 Mar 2020	04-Sep-21	16,946	-	135	-	0.8%	144	-	120,333	42,212	0.3
Liberia	16 Mar 2020	02-Aug-21	5,459	-	148	-	2.7%	111		104,545	27,392	0.5
Tanzania	16 Mar 2020	10-Aug-21	1,367	-	50	-	3.7%	2		304,603	304,603	0.5
Somalia	16 Mar 2020	06-Sep-21	17,947	-	1,005	-	5.6%	116		207,256	102,749	0.6
Gambia	17 Mar 2020	06-Sep-21	9,789	-	328	-	3.4%	417	87	193,496	157,785	6.3
Zambia	17 Mar 2020	07-Sep-21	207,294	127	3,620	3	1.7%	1,161	233	310,672	282,191	1.5
Mauritius	18 Mar 2020	06-Sep-21	11,466	-	32	-	0.3%	906		816,020	748,954	58.8
Djibouti	18 Mar 2020	07-Sep-21	11,792	7	157	-	1.3%	1,211		36,344	23,797	2.4
Niger	19 Mar 2020	06-Sep-21	5,888	-	199	-	3.4%	25		404,246	87,492	0.4
Chad	19 Mar 2020	06-Sep-21	4,996	-	174	-	3.5%	31		51,771	16,496	0.1
Zimbabwe	20 Mar 2020	06-Sep-21	125,671	-	4,493	-	3.6%	858	245	2,713,248	1,718,351	11.4
Cape Verde	20 Mar 2020	06-Sep-21	36,012	-	316	-	0.9%	6,548		236,158	72,843	13.0
Madagascar	20 Mar 2020	06-Sep-21	42,884	-	957	-	2.2%	159	13	210,666	86,090	0.3
Uganda	21 Mar 2020	05-Sep-21	120,714	-	3,061	-	2.5%	273	56	901,900	242,310	0.5
Eritrea	21 Mar 2020	05-Sep-21	6,648	-	38	-	0.6%	187				
Angola	21 Mar 2020	07-Sep-21	48,790	-	1,282	-	2.6%	153		1,165,755	920,570	2.7

Mozambique	22 Mar 2020	06-Sep-21	148,054	-	1,881	-	1.3%	488	71	1,643,520	654,322	2.0
Libya	24 Mar 2020	07-Sep-21	318,069	1,272	4,363	20	1.4%	4,693		1,071,946	58,539	0.8
Guinea-Bissau	25 Mar 2020	05-Sep-21	5,902	-	121	-	2.1%	307		28,097	2,993	0.2
Mali	25 Mar 2020	06-Sep-21	14,942	-	542	-	3.6%	76		257,674	86,477	0.4
Botswana	30 Mar 2020	06-Sep-21	162,186	-	2,309	-	1.4%	7,040		320,308	207,695	8.7
Sierra Leone	31 Mar 2020	05-Sep-21	6,374	-	121	-	1.9%	82		159,793	33,764	0.4
Burundi	31 Mar 2020	02-Sep-21	13,070	-	10	-	0.1%	113				
Malawi	02 Apr 2020	07-Sep-21	60,898	46	2,225	8	3.7%	327	-	697,824	432,188	2.2
South Sudan	05 Apr 2020	06-Sep-21	11,526	-	120	-	1.0%	104	-	53,147	6,718	0.1
Sao Tome and Principe	06 Apr 2020	06-Sep-21	2,692	-	37	-	1.4%	1,252		38,979	11,907	5.3
Comoros	30 Apr 2020	05-Sep-21	4,086	-	147	-	3.6%	480		175,038	102,389	11.5
Lesotho	13May 2020	26-Aug-21	14,395	-	403	-	2.8%	677		71,597	32,181	1.5
			212,004,847	288,360	4,359,958	4,520	2.1%					

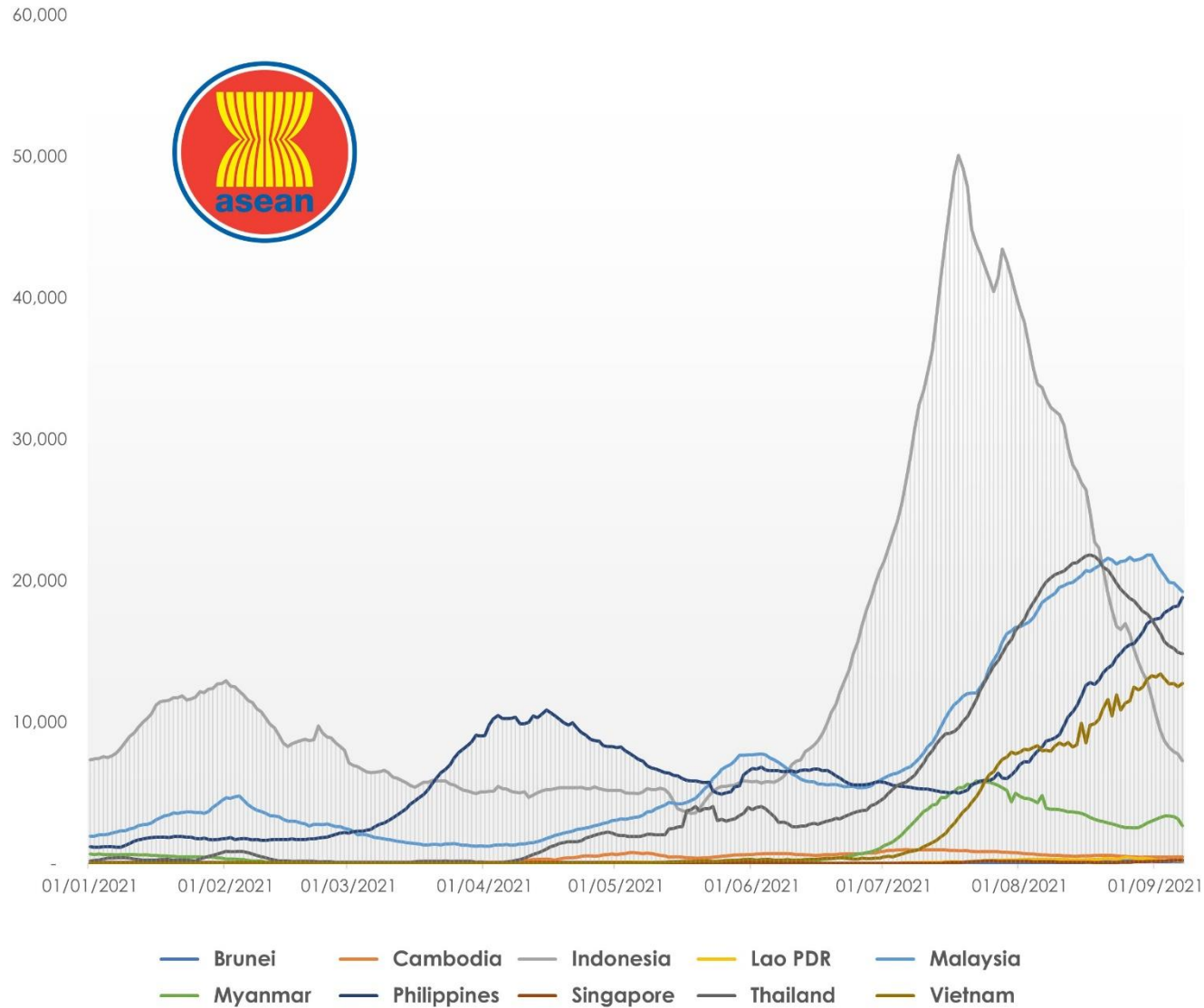
COVID-19 Epi curve among ASEAN Countries

as of 7 September 2021



7-Day Rolling Average of COVID-19 new cases

as of 7 September 2021

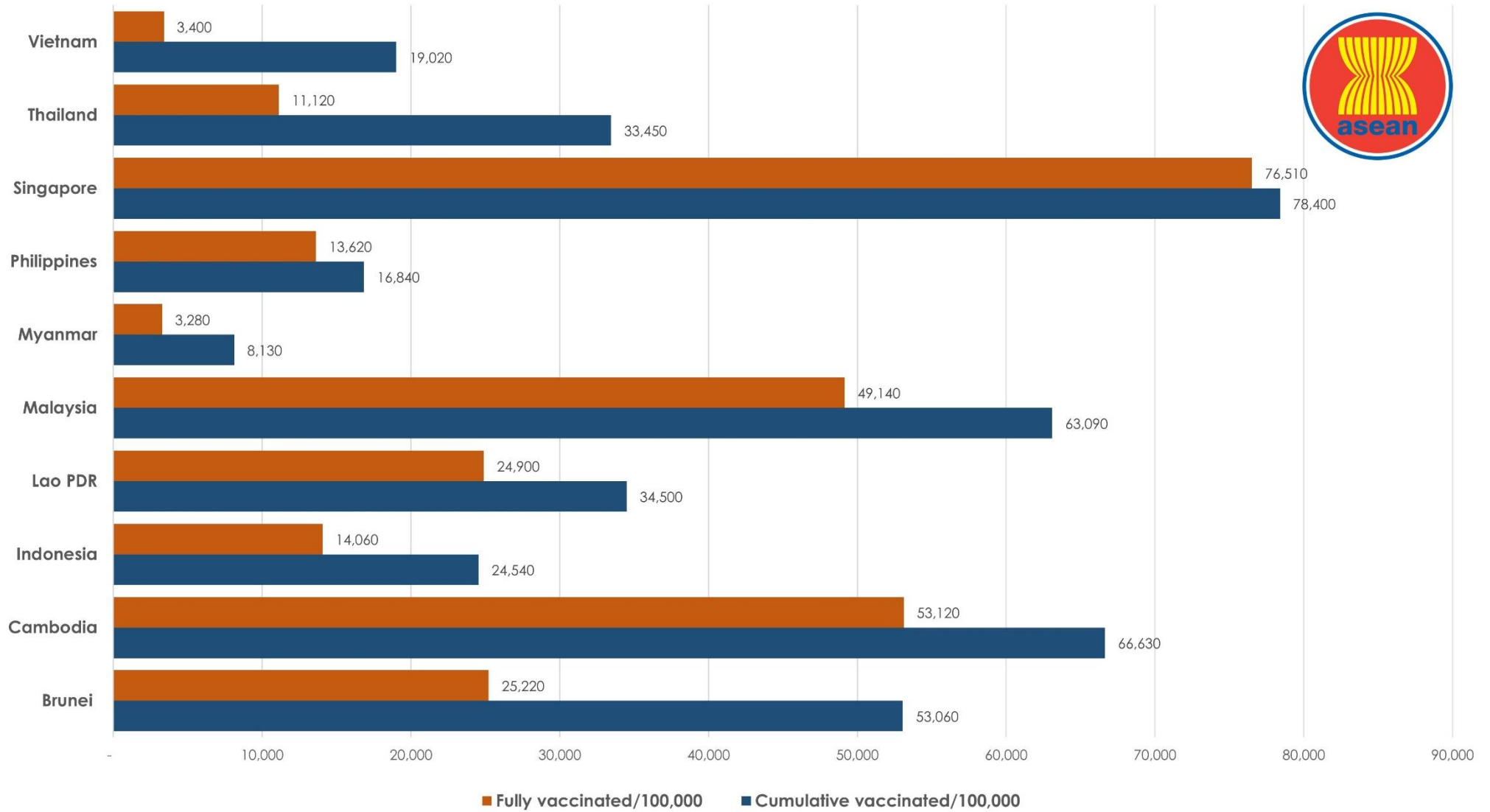


ASEAN Country	New Cases Rate of Change 7-Day Window*	P-value
Brunei	4.48	0.005
Cambodia	7.444	0.001
Indonesia	-485.372	0.001
Lao PDR	-1.418	0.368
Malaysia	-322.76	0
Myanmar	-53.066	0.268
Philippines	236.204	0
Singapore	14.434	0
Thailand	-316.791	0
Vietnam	-127.663	0.018

*Beta coefficient of linear line of best fit; equal to the rate of change in the 7-day rolling average of new cases over the past 7 days (as of September 7, 2021)

COVID-19 Vaccination Status

as of 7 September 2021



Outlook Assessment

as of 6 September 2021

ASEAN MEMBER STATE	REQUIREMENT					
	At least 80% of the high-risk population has been vaccinated with at least one dose of a COVID-19 vaccine.		At least 65% of the total population has a level of immunity to COVID-19; either recovered from COVID-19 or have been vaccinated with at least one dose of a COVID-19 vaccine.		Case levels are generally low (a 7-day rolling average number of daily new cases that is <10 cases per 100,000, with each day's past-14-day test positivity is consistently <5%).	
	% of High risk population with one dose	Projected Completion Date <i>(moderate case scenario)</i>	% of Total population with one dose	Projected Completion Date <i>(moderate case scenario)</i>	Daily cases/100,000	Test positivity last 14 days
Brunei	>80.0	Aug 2021	53.3		27.135	
Cambodia	>80.0	Jun 2021	71.8	Aug 2021	2.783	
Indonesia	>80.0	Aug 2021	27.1	Mar 2022	2.859	12.4
Lao PDR	> 80.0	Aug 2021	37.8	Mar 2022	2.475	11.4
Malaysia	>80.0	Jul 2021	65.6	Sep 2021	61.181	13.2
Myanmar	13.6	-	9.0	-	5.163	13.7
Philippines	75.2	Nov 2021	19.5	Apr 2022	16.798	25.3
Singapore	>80.0	May 2021	>80.2	Jul 2021	3.612	0.1
Thailand	70.8	Oct 2021	35.1	Dec 2021	21.433	34.2
Vietnam	61.4	Oct 2021	20.6	Dec 2021	12.929	5.0



Report generated by
ASEAN Biodiaspora Virtual Center (ABVC)
 in collaboration with **Bluedot Inc.**
 Email: support@biodiaspora.org

