

# COVID-19 Situational Report in the ASEAN Region

ASEAN BioDiaspora Virtual Center (ABVC)

as of November 8, 2021



# COVID-19: Highlights and Situation Overview

## Global Update

- Worldwide, there have been over 250 million cases and over 5 million deaths attributed to COVID-19.
- According to the World Health Organization (WHO), during the week of October 25 to October 31, globally just over 3 million new cases were reported, marking a slight upward trend (3%) in new cases when compared to the previous week. With over 50,000 new deaths, there was also an increase (8%) in new deaths when compared to last week. The European region continues to be the only region to report an increase (6%) in new cases. The largest decrease in new cases was reported by the Eastern Mediterranean region (-12%). The South-East Asian (50%), European (12%), and Western Pacific (10%) regions have reported the largest increases in new deaths. Based on the BlueDot COVID-19 Data Suite, as of November 4, the top five countries with the highest seven-day rolling average number of daily new cases are the United States, Russia, United Kingdom, Turkey, and Ukraine. The top five countries/territories with the highest seven-day rolling average number of daily new cases per million population are Cayman Islands, Estonia, Faroe Islands, Slovenia, and Georgia. As of November 4, Europe is the continent with the largest proportion of countries (37%, or 19 out of 51) with a high incidence rate (>350) and a stable or increasing trend in daily new cases over the last seven days. Europe has the highest proportion of countries (18%, 9 out of 51) with a low ( $\leq 140$ ) to moderate (140.1 - 350) incidence rate and an increasing trend in new cases over the last seven days, followed closely by Africa (16%, 9 out of 56). Both continents of Africa and South America have the highest proportion of countries (71%; 40 out of 56, and 10 out of 14, respectively) reporting a low incidence rate ( $\leq 140$ ) with a stable or decreasing trend in new cases.
- On October 27, results from a platform trial including fluvoxamine, a known oral anti-depressant, was published in the Lancet. This trial showed encouraging results for COVID-19 patients with risk factors for developing severe diseases, such as cardiac disease, hypertension, and diabetes. Fluvoxamine is originally prescribed for obsessive-compulsive disorder or major depressive disorders but may have an anti-inflammatory property useful in treating COVID-19. The fluvoxamine arm in the TOGETHER randomized clinical trial recruited 1,497 participants aged 18 years and older with confirmed COVID-19 by rapid antigen test and symptom onset within seven days from 11 sites in Brazil. Participants were assigned to either placebo (n=756) or fluvoxamine (n=741) group with 100 mg pills taken twice daily for 10 days in addition to standard care. The primary outcome was whether hospitalization (i.e., emergency setting visits with over six hours of observation or a referral for hospitalization) occurred within 28 days after randomization. Fluvoxamine reduced the relative risk of observation or hospitalization by 32%, with 79 participants in the treatment group (11%) and 119 from the placebo group (16%) requiring further medical attention. A larger effect was observed in patients that completed approximately 80% of the treatment regimen. There was no overall significant difference in deaths between the placebo (3%) and fluvoxamine (2%) group; however, individuals with high adherence to the treatment observed a 91% relative reduction in mortality. Additionally, the incidence of adverse events was comparable in the fluvoxamine and placebo groups, although adherence to treatment was marginally higher in the placebo group. As a drug with a known safety profile and ease of use at low costs, fluvoxamine may be another promising treatment for equitable disease management in under-resourced regions. It has the potential to reduce the burden on overwhelmed health systems, especially as an early treatment targeting a stage of disease without many conclusive care protocols. However, additional investigation is required to better understand the use of fluvoxamine because of inconclusive and nonsignificant results for secondary outcomes involving viral clearance and disease progression indicators.

## Regional Update

- A total of 10 countries accounted for 68.1% of all vaccinations administered globally as of November 4. The top five countries/territories with the highest number of cumulative people vaccinated with at least one dose per 100,000 population are Gibraltar (120,460), Palau (100,600), United Arab Emirates (97,110), Portugal (88,780), and Cuba (88,040). Conversely, the top five countries with the lowest number of cumulative people vaccinated with at least one dose per 100,000 population are the Burundi (10), Congo (120), South Sudan (750), Haiti (760), and Chad (980).
- Malaysia's Health Ministry (MOH) confirmed on November 7 (Sunday) the discovery of the first two cases of COVID-19 subvariant Delta AY.4.2 in the country, involving imported cases of Malaysian students returning from the United Kingdom. In a statement today, Ministry of Health's Director-General said that the cases were detected when the individuals arrived at the Kuala Lumpur International Airport (KLIA) on October 2. Both individuals underwent the RT-PCR test and were initially found negative before being confirmed positive after a second test was conducted on October 7 during the quarantine period. The sample has undergone full genome sequencing at the Institute of Medical Molecular Biology, Universiti Kebangsaan Malaysia (UMBI-UKM) and the result was released on October 30. He added that the AY.4 variant is among 75 types of lineages originating from the Delta variant and among the sub lineages of AY.4 is the AY.4.2 variant which is also known as Delta Plus. The Health Ministry said that it will continue to monitor closely to detect the existence of Delta subvariants in the community.
- The Philippines recorded its first case of the B.1.617.1 COVID-19 variant. During the Department of Health forum, the Undersecretary for Health explained that the B.1.617.1 variant, formerly known as the Kappa variant, is a variant under monitoring as designated by the World Health Organization (WHO). She added that the country's first case of the B.1.617.1 variant was detected in a 32-year-old male from Floridablanca, Pampanga and that further investigation is being done by the country's regional epidemiology and surveillance unit in order to gather more information on this case.

## Vaccine Update

- Malaysia reported a total of 24,552,038 individuals or 75.2% of the total population in the country have completed their COVID-19 vaccination as of November 7. Based on the MoH's data on the CovidNow portal, 78.2% of the total population or 25,525,035 individuals have received at least one dose of the vaccine. On Sunday (November 7), a total of 38,027 doses of the vaccine were dispensed with 13,110 doses as second dose, 3,068 doses to first dose recipients and 21,849 doses as booster dose, bringing the total number of doses administered under the National COVID-19 Immunization Programme (PICK) to 50,402,399.

## Travel Advisories (new update/s)

- Singapore: Singapore and Malaysia will launch a vaccinated travel lane (VTL) between Changi Airport and Kuala Lumpur International Airport starting November 29. This was announced in a joint statement by both Prime Minister on Monday (November 8). Under the VTL, fully vaccinated travellers will be able to travel between Singapore and Malaysia, and be subjected to COVID-19 tests in lieu of serving quarantine or stay-home notice. The statement added that both leaders also looked forward to restoring travel across the land links "between both countries in the near future". Singapore and Malaysia currently have in place safe travel arrangements through the Periodic Commuting Arrangement. The Reciprocal Green Lane scheme between the countries is presently suspended. Under the VTL

scheme, travellers must have remained in one or more of the VTL countries in the last 14 days before departure to Singapore. Singapore currently has VTLs with Australia, Brunei, Canada, Denmark, Germany, France, Italy, the Netherlands, Spain, Switzerland, the United Kingdom and the United States.

- Malaysia: Malaysia is ready to discuss with the United Kingdom on opening up the vaccinated travel lane (VTL) for its fully-vaccinated citizens to enter Malaysia without having to undergo quarantine. Malaysia's Health Minister said that the matter had been conveyed to UK Secretary of State for Foreign, Commonwealth and Development Affairs during their meeting today (November 8).

### Cases and Deaths as of 07 November 2021

- As of 07 November 2021 (2PM, GMT+8), worldwide, there were **250,608,574** confirmed cases, including **5,065,257** deaths. Globally, Case Fatality Rate (CFR) was **2.0**.
- In **China**, there were **126,549** confirmed cases with **5,696** deaths, including deaths in Hong Kong (213) and Taiwan (847). Confirmed cases in China include confirmed cases in Hong Kong (12,368), Macau (77), and Taiwan (16,439). CFR was **4.5**.
- 13,368,871 confirmed cases** of COVID-19 have been reported in the ASEAN region with a total of **281,380 deaths**, with a CFR of **2.1**.

REGION	COUNTRY	FIRST CONFIRMED CASE(S)	LATEST REPORT ON CONFIRMED CASE(S)	TOTAL CONFIRMED CASES	NEW CASES (7-DAY ROLLING AVERAGE)	TOTAL DEATHS	NEW DEATHS (7-DAY ROLLING AVERAGE)	CASE FATALITY RATE	CUMULATIVE CASES/ 100,000	NUMBER OF TESTS LAST 14 DAYS/ 100,000	CUMULATIVE VACCINATED	CUMULATIVE FULLY VACCINATED	FULLY VACCINATED / 100
ASEAN REGION	Brunei	10-Mar-20	06-Nov-21	13,742	69 (97)	93	- (1)	0.7%	3,172		353,961	272,318	61.7
	Cambodia	27-Jan-20	06-Nov-21	119,021	73 (87)	2,824	6 (6)	2.4%	722	-	13,898,766	13,123,236	77.4
	Indonesia	02-Mar-20	06-Nov-21	4,247,721	401 (555)	143,534	15 (21)	3.4%	1,570	-	123,824,199	77,687,838	28.1
	Lao PDR	24-Mar-20	06-Nov-21	45,980	960 (913)	81	4 (3)	0.2%	641	998	3,251,958	2,776,646	37.6
	Malaysia	25-Jan-20	06-Nov-21	2,501,966	4,701 (5,043)	29,256	54 (54)	1.2%	7,831	3,464	25,516,702	24,625,458	75.1
	Myanmar	23-Mar-20	06-Nov-21	505,998	960 (954)	18,804	21 (20)	3.7%	936	132	13,244,996	7,054,015	12.9
	Philippines	30-Jan-20	06-Nov-21	2,800,621	2,635 (2,389)	44,239	154 (171)	1.6%	2,590	431	32,954,936	33,755,478	30.4
	Singapore	23-Jan-20	06-Nov-21	212,745	1,767 (2,949)	468	9 (13)	0.2%	3,730	5,529	4,759,748	4,703,751	79.8
	Thailand	13-Jan-20	06-Nov-21	1,960,039	8,467 (8,125)	19,611	69 (65)	1.0%	2,815	-	43,403,391	32,726,021	46.8
Vietnam	23-Jan-20	06-Nov-21	961,038	7,491 (6,491)	22,470	58 (63)	2.3%	996	1,250	59,355,699	26,964,109	27.5	
				<b>13,368,871</b>	<b>27,524</b>	<b>281,380</b>	<b>390</b>	<b>2.1%</b>					

- 237,113,154 confirmed cases** of COVID-19 have been reported in **222 countries/states** (other than China, Hong Kong, Taiwan, Macau, and ASEAN countries):

REGION	COUNTRY	FIRST CONFIRMED CASE(S)	LATEST REPORT ON CONFIRMED CASE(S)	TOTAL CONFIRMED CASES	NEW CASES	TOTAL DEATHS	NEW DEATHS	CASE FATALITY RATE	CUMULATIVE CASES/ 100,000	NUMBER OF TESTS LAST 14 DAYS/ 100,000	CUMULATIVE IMMUNIZED	CUMULATIVE FULLY VACCINATED	FULLY VACCINATED/ 100
ASIA PACIFIC	Japan	16 Jan 2020	06-Nov-21	1,720,749	241	18,221	2	1.1%	1,363	439	98,487,956	92,556,990	73.4
	South Korea	20 Jan 2020	06-Nov-21	377,712	2,248	2,956	20	0.8%	730	567	41,398,611	39,099,285	76.2
	Nepal	24 Jan 2020	06-Nov-21	814,417	128	11,439	1	1.4%	2,847	295	8,670,024	7,248,554	24.4

<b>Australia</b>	25 Jan 2020	06-Nov-21	178,928	1,535	1,805	10	1.0%	698	8,748	19,261,941	17,164,167	66.6
<b>Sri Lanka</b>	27 Jan 2020	06-Nov-21	544,495	628	13,841	20	2.5%	2,497	313	15,726,331	13,523,722	62.9
<b>India</b>	30 Jan 2020	05-Nov-21	34,344,683	-	460,265	-	1.3%	2,513	1,067	739,594,039	338,199,584	24.3
<b>Afghanistan</b>	24 Feb 2020	06-Nov-21	156,397	5	7,284	-	4.7%	411		3,398,410	2,544,223	6.4
<b>Pakistan</b>	26 Feb 2020	06-Nov-21	1,276,240	567	28,518	11	2.2%	589	280	73,979,036	43,849,554	19.5
<b>New Zealand</b>	28 Feb 2020	06-Nov-21	7,342	204	31	2	0.4%	149	7,175	3,744,702	3,263,260	67.1
<b>Bhutan</b>	05 Mar 2020	05-Nov-21	2,623	-	3	-	0.1%	344	2,257	588,307	559,839	71.8
<b>Maldives</b>	07 Mar 2020	06-Nov-21	88,635	119	245	-	0.3%	16,694	7,629	394,699	358,744	66.0
<b>Bangladesh</b>	08 Mar 2020	06-Nov-21	1,570,835	154	27,891	1	1.8%	963	-	43,100,706	30,205,411	18.2
<b>Mongolia</b>	10 Mar 2020	06-Nov-21	366,173	940	1,797	9	0.5%	11,354	3,293	2,256,014	2,141,174	64.3
<b>Turkey</b>	10 Mar 2020	06-Nov-21	8,206,375	27,474	71,927	203	0.9%	9,836	4,652	55,591,906	49,107,343	57.7
<b>French Polynesia</b>	12 Mar 2020	04-Nov-21	46,734	-	636	-	1.4%	16,733		157,343	147,185	52.1
<b>Guam</b>	15 Mar 2020	05-Nov-21	18,586	-	248	-	1.3%	11,110		132,702	121,838	72.3
<b>New Caledonia</b>	17 Mar 2020	06-Nov-21	11,294	59	267	-	2.4%	3,924		176,189	157,759	54.7
<b>Fiji</b>	18 Mar 2020	05-Nov-21	52,247	-	674	-	1.3%	5,871	-	629,006	560,232	62.1
<b>Papua New Guinea</b>	21 Mar 2020	04-Nov-21	31,287	-	406	-	1.3%	357	-	183,856	106,657	1.2
<b>Timor Leste</b>	21 Mar 2020	06-Nov-21	19,799	4	122	-	0.6%	1,531	-	543,053	353,922	26.3
<b>Northern Mariana Islands</b>	28 Mar 2020	04-Nov-21	342	-	3	-	0.9%	598		36,727	35,014	67.5
<b>North Korea</b>	24 Jul 2020	25-Jul-20	1	-	-	-	0.0%	0				
<b>Solomon Islands</b>	03 Oct 2020	16-Apr-21	20	-	-	-	0.0%	3		121,778	31,054	4.4
<b>Wallis et Futuna</b>	17 Oct 2020	06-May-21	445	-	7	-	1.6%	2,777		5,938	5,639	50.8
<b>Marshall Islands</b>	26 Oct 2020	17-Nov-20	4	-	-	-	0.0%	7		24,116	20,293	26.1
<b>Vanuatu</b>	11 Nov 2020	24-Oct-21	6	-	1	-	16.7%	2		72,276	32,736	10.4
<b>Samoa</b>	18 Nov 2020	12-Feb-21	3	-	-	-	0.0%	2		121,713	81,809	40.9
<b>Micronesia</b>	11 Jan 2021	11-Jan-21	1	-	-	-	0.0%	1		47,023	41,239	40.3
<b>Palau</b>	31 May 2021	08-Oct-21	8	-	-	-	0.0%	44		18,026	15,721	73.0

AMERICAS													
	<b>USA</b>	21 Jan 2020	06-Nov-21	47,287,033	6,584	774,726	53	1.6%	14,406	2,865	222,902,939	192,000,312	57.1
	<b>Canada</b>	25 Jan 2020	06-Nov-21	1,728,954	1,281	29,136	4	1.7%	4,549	2,607	29,924,087	28,435,077	74.7
	<b>Brazil</b>	26 Feb 2020	05-Nov-21	21,867,430	-	609,334	-	2.8%	10,327	-	161,945,574	122,793,648	57.4
	<b>Mexico</b>	28 Feb 2020	05-Nov-21	3,821,830	-	289,413	-	7.6%	2,996	112	74,687,340	61,036,413	46.9
	<b>Saint Martin</b>	01 Mar 2020	29-Oct-21	3,872	-	56	-	1.4%	10,189				
	<b>Ecuador</b>	01 Mar 2020	03-Nov-21	518,274	-	32,983	-	6.4%	2,983	610	11,800,967	10,090,387	56.4
	<b>Dominican Republic</b>	01 Mar 2020	06-Nov-21	387,269	984	4,150	2	1.1%	3,606	224	6,769,430	5,371,508	49.0
	<b>Chile</b>	03 Mar 2020	06-Nov-21	1,706,622	2,796	37,841	27	2.2%	9,005	3,623	16,534,090	15,271,735	79.5
	<b>Argentina</b>	03 Mar 2020	05-Nov-21	5,295,260	-	116,083	-	2.2%	11,783	623	34,791,128	26,363,475	57.8
	<b>Peru</b>	05 Mar 2020	05-Nov-21	2,205,486	-	200,373	-	9.1%	6,784	0	19,409,770	15,664,243	47.0
	<b>Costa Rica</b>	06 Mar 2020	05-Nov-21	562,316	-	7,134	-	1.3%	11,140	253	3,751,251	2,798,296	54.5
	<b>Colombia</b>	06 Mar 2020	05-Nov-21	5,010,982	-	127,456	-	2.5%	9,954	909	30,597,885	21,682,604	42.3
	<b>French Guiana</b>	06 Mar 2020	05-Nov-21	45,028	-	315	-	0.7%	23,032				
	<b>Martinique</b>	06 Mar 2020	03-Nov-21	43,496	-	692	-	1.6%	10,048				
	<b>Paraguay</b>	07 Mar 2020	05-Nov-21	461,275	-	16,258	-	3.5%	6,548	285	2,927,343	2,380,170	33.0
	<b>Panama</b>	10 Mar 2020	05-Nov-21	473,183	-	7,322	-	1.5%	11,143	1,542	2,979,701	2,380,409	54.3
	<b>Bolivia</b>	10 Mar 2020	05-Nov-21	517,229	-	18,960	-	3.7%	4,493	482	4,583,292	3,883,520	32.8
	<b>Honduras</b>	11 Mar 2020	05-Nov-21	376,281	-	10,309	-	2.7%	3,861		3,847,285	3,453,221	34.3
	<b>Cuba</b>	11 Mar 2020	06-Nov-21	955,498	550	8,261	4	0.9%	8,431	-	10,002,014	7,419,135	65.6
	<b>Guyana</b>	11 Mar 2020	05-Nov-21	35,993	-	933	-	2.6%	4,598		383,943	247,822	31.4
	<b>Jamaica</b>	12 Mar 2020	06-Nov-21	89,587	121	2,274	2	2.5%	3,039	380	602,788	423,131	14.2
	<b>St Vincent and the Grenadines</b>	12 Mar 2020	05-Nov-21	5,092	-	69	-	1.4%	4,604	-	26,640	18,507	16.6
	<b>Saint Lucia</b>	13 Mar 2020	05-Nov-21	12,688	-	260	-	2.0%	6,941		51,864	42,622	23.1
	<b>Trinidad and Tobago</b>	13 Mar 2020	06-Nov-21	58,975	394	1,764	11	3.0%	4,228	-	625,832	610,852	43.5
	<b>Venezuela</b>	13 Mar 2020	05-Nov-21	411,574	-	4,946	-	1.2%	1,443		13,858,057	9,271,857	32.3
	<b>Guatemala</b>	13 Mar 2020	05-Nov-21	604,586	-	15,338	-	2.5%	3,641	415	5,394,431	3,339,688	18.3
	<b>Uruguay</b>	13 Mar 2020	05-Nov-21	394,914	-	6,084	-	1.5%	11,408	-	2,766,329	2,625,850	75.3
	<b>Curacao</b>	13 Mar 2020	05-Nov-21	17,134	-	175	-	1.0%	10,876		101,167	92,617	56.2
	<b>Puerto Rico</b>	13 Mar 2020	05-Nov-21	185,272	-	3,239	-	1.7%	5,801		2,635,581	2,357,655	73.8
	<b>Suriname</b>	13 Mar 2020	06-Nov-21	49,504	104	1,112	5	2.2%	8,515		251,204	203,733	34.4

<b>Antigua and Barbuda</b>	13 Mar 2020	05-Nov-21	4,078	-	104	-	2.6%	4,199	-	56,269	50,118	50.8
<b>Guadeloupe</b>	13 Mar 2020	03-Nov-21	54,737	-	744	-	1.4%	12,356				
<b>Cayman Islands</b>	13 Mar 2020	05-Nov-21	2,676	-	2	-	0.1%	4,120		56,365	54,136	81.4
<b>Aruba</b>	14 Mar 2020	06-Nov-21	15,997	16	172	-	1.1%	15,047		82,934	77,078	71.9
<b>Bahamas</b>	15 Mar 2020	03-Nov-21	22,485	-	657	-	2.9%	5,773	-	143,726	128,242	32.3
<b>US Virgin Islands</b>	16 Mar 2020	05-Nov-21	7,275	-	83	-	1.1%	6,823		56,316	49,499	46.6
<b>Sint Maarten</b>	17 Mar 2020	05-Nov-21	4,509	-	75	-	1.7%	11,070		26,343	24,329	56.0
<b>Montserrat</b>	17 Mar 2020	09-Oct-21	41	-	1	-	2.4%	439		1,502	1,409	28.3
<b>Barbados</b>	17 Mar 2020	05-Nov-21	19,516	-	170	-	0.9%	6,799		149,355	127,847	44.4
<b>El Salvador</b>	18 Mar 2020	05-Nov-21	113,422	-	3,675	-	3.2%	1,758	-	4,341,703	3,880,753	59.5
<b>Nicaragua</b>	18 Mar 2020	02-Nov-21	16,699	-	207	-	1.2%	255		944,476	362,357	5.4
<b>Bermuda</b>	18 Mar 2020	05-Nov-21	5,677	-	106	-	1.9%	8,882		48,464	47,365	76.3
<b>Haiti</b>	19 Mar 2020	05-Nov-21	24,073	-	685	-	2.8%	214		96,262	39,676	0.3
<b>Dominica</b>	22 Mar 2020	02-Nov-21	4,961	-	32	-	0.6%	6,909		27,992	25,315	35.1
<b>Grenada</b>	22 Mar 2020	04-Nov-21	5,857	-	198	-	3.4%	5,229		38,205	31,417	27.8
<b>Belize</b>	23 Mar 2020	05-Nov-21	27,894	-	509	-	1.8%	7,146	4,689	199,932	144,531	35.7
<b>Turks and Caicos Islands</b>	23 Mar 2020	04-Nov-21	3,003	-	23	-	0.8%	7,863		28,305	26,112	66.6
<b>Saint Kitts and Nevis</b>	24 Mar 2020	05-Nov-21	2,708	-	25	-	0.9%	5,127	5,358	26,094	24,513	45.8
<b>British Virgin Islands</b>	25 Mar 2020	06-Oct-21	2,725	-	37	-	1.4%	9,074		17,902	15,970	52.5
<b>Anguilla</b>	26 Mar 2020	03-Nov-21	1,019	-	1	-	0.1%	7,688		9,548	9,158	60.6
<b>Caribbean Netherlands</b>	01 Apr 2020	05-Nov-21	2,485	-	19	-	0.8%	13,796		19,109	16,736	63.3
<b>Falkland Islands</b>	03 Apr 2020	04-Nov-21	72	-	-	-	0.0%	2,729		2,632	1,775	50.3
<b>Saint Pierre and Miquelon</b>	05 Apr 2020	04-Oct-21	32	-	-	-	0.0%	456				
<b>Saint Barthelemy</b>	25 Jul 2020	21-Oct-21	1,589	-	6	-	0.4%	18,805				
<b>EUROPE</b>												
<b>France</b>	24 Jan 2020	06-Nov-21	7,208,937	9,605	117,900	25	1.6%	10,750		51,321,440	46,076,068	68.2
<b>Germany</b>	27 Jan 2020	06-Nov-21	4,771,070	33,642	97,008	111	2.0%	5,739	2,461	57,886,200	55,725,472	66.4
<b>Finland</b>	29 Jan 2020	05-Nov-21	162,476	-	1,184	-	0.7%	2,943	2,066	4,240,297	3,913,671	70.5
<b>Italy</b>	30 Jan 2020	06-Nov-21	4,802,225	6,760	132,365	31	2.8%	7,964	8,663	46,716,787	43,410,380	71.9

<b>Russian Federation</b>	31 Jan 2020	06-Nov-21	8,755,930	41,335	245,635	1,188	2.8%	6,065	5,851	57,596,873	49,316,326	33.8
<b>Spain</b>	31 Jan 2020	05-Nov-21	5,025,639	-	87,504	-	1.7%	10,675	1,190	38,083,061	37,375,642	80.0
<b>Sweden</b>	31 Jan 2020	04-Nov-21	1,177,094	-	15,057	-	1.3%	11,444		7,263,918	6,932,722	68.2
<b>United Kingdom of Great Britain</b>	31 Jan 2020	06-Nov-21	9,272,066	30,150	141,743	155	1.5%	13,873	13,901	50,156,656	45,790,934	67.1
<b>Belgium</b>	05 Feb 2020	06-Nov-21	1,414,463	10,915	26,131	26	1.8%	12,317	7,125	8,726,966	8,583,492	73.8
<b>Switzerland</b>	25 Feb 2020	06-Nov-21	887,446	-	11,290	3	1.3%	10,349	3,031	5,739,121	5,560,192	63.8
<b>Austria</b>	25 Feb 2020	06-Nov-21	875,333	9,943	11,482	31	1.3%	9,861	42,706	5,939,865	5,650,222	62.5
<b>Croatia</b>	25 Feb 2020	06-Nov-21	497,168	7,094	9,450	50	1.9%	12,223	3,187	1,930,471	1,811,801	44.4
<b>Norway</b>	26 Feb 2020	05-Nov-21	214,795	-	922	-	0.4%	4,016	2,118	4,210,216	3,753,435	68.7
<b>Romania</b>	26 Feb 2020	06-Nov-21	1,701,589	8,057	50,482	395	3.0%	8,791	4,541	7,047,759	6,444,942	33.7
<b>Estonia</b>	26 Feb 2020	06-Nov-21	204,148	1,519	1,598	17	0.8%	15,389	7,427	804,229	766,406	57.8
<b>Georgia</b>	26 Feb 2020	06-Nov-21	748,751	5,240	10,368	68	1.4%	20,126	15,129	1,046,643	948,507	23.8
<b>North Macedonia</b>	26 Feb 2020	06-Nov-21	205,623	601	7,217	13	3.5%	9,869	-	846,247	778,482	37.4
<b>Greece</b>	26 Feb 2020	06-Nov-21	780,621	6,356	16,243	43	2.1%	7,284	22,701	6,696,147	6,408,824	61.8
<b>Denmark</b>	27 Feb 2020	06-Nov-21	400,145	2,097	2,735	10	0.7%	6,877	16,180	4,487,996	4,417,352	76.0
<b>San Marino</b>	27 Feb 2020	03-Nov-21	5,569	-	92	-	1.7%	16,447		25,173	22,329	65.7
<b>Lithuania</b>	27 Feb 2020	06-Nov-21	424,884	3,524	6,084	37	1.4%	15,246	5,812	1,822,291	1,734,638	64.5
<b>Netherlands</b>	27 Feb 2020	06-Nov-21	2,189,661	11,954	18,553	36	0.8%	12,633	2,429	13,032,981	11,839,055	68.9
<b>Azerbaijan</b>	27 Feb 2020	06-Nov-21	544,650	2,540	7,241	33	1.3%	5,434	1,467	5,293,969	4,414,295	43.2
<b>Belarus</b>	28 Feb 2020	06-Nov-21	612,015	1,993	4,730	18	0.8%	6,465	5,225	2,759,758	2,006,423	21.3
<b>Iceland</b>	28 Feb 2020	05-Nov-21	14,255	-	34	-	0.2%	3,945	6,052	283,301	279,044	81.3
<b>Ireland</b>	28 Feb 2020	06-Nov-21	465,958	3,685	5,492	-	1.2%	9,430	5,513	3,821,486	3,756,091	75.4
<b>Monaco</b>	29 Feb 2020	06-Nov-21	3,436	2	36	-	1.0%	8,818		26,672	23,308	59.0
<b>Czech Republic</b>	01 Mar 2020	06-Nov-21	1,810,395	9,241	30,985	47	1.7%	16,968		6,313,948	6,130,116	57.2
<b>Luxembourg</b>	01 Mar 2020	05-Nov-21	82,842	-	849	-	1.0%	13,364	4,567	440,811	399,522	62.9
<b>Armenia</b>	01 Mar 2020	06-Nov-21	319,016	2,177	6,628	46	2.1%	10,786	5,755	466,785	210,247	7.1
<b>Latvia</b>	02 Mar 2020	06-Nov-21	230,569	1,888	3,472	28	1.5%	12,054	13,012	1,194,322	1,051,600	56.3
<b>Portugal</b>	02 Mar 2020	06-Nov-21	1,096,534	1,197	18,198	5	1.7%	10,678	3,244	9,026,755	8,885,782	87.4
<b>Andorra</b>	02 Mar 2020	04-Nov-21	15,618	-	130	-	0.8%	20,246	4,499	54,383	48,309	62.5



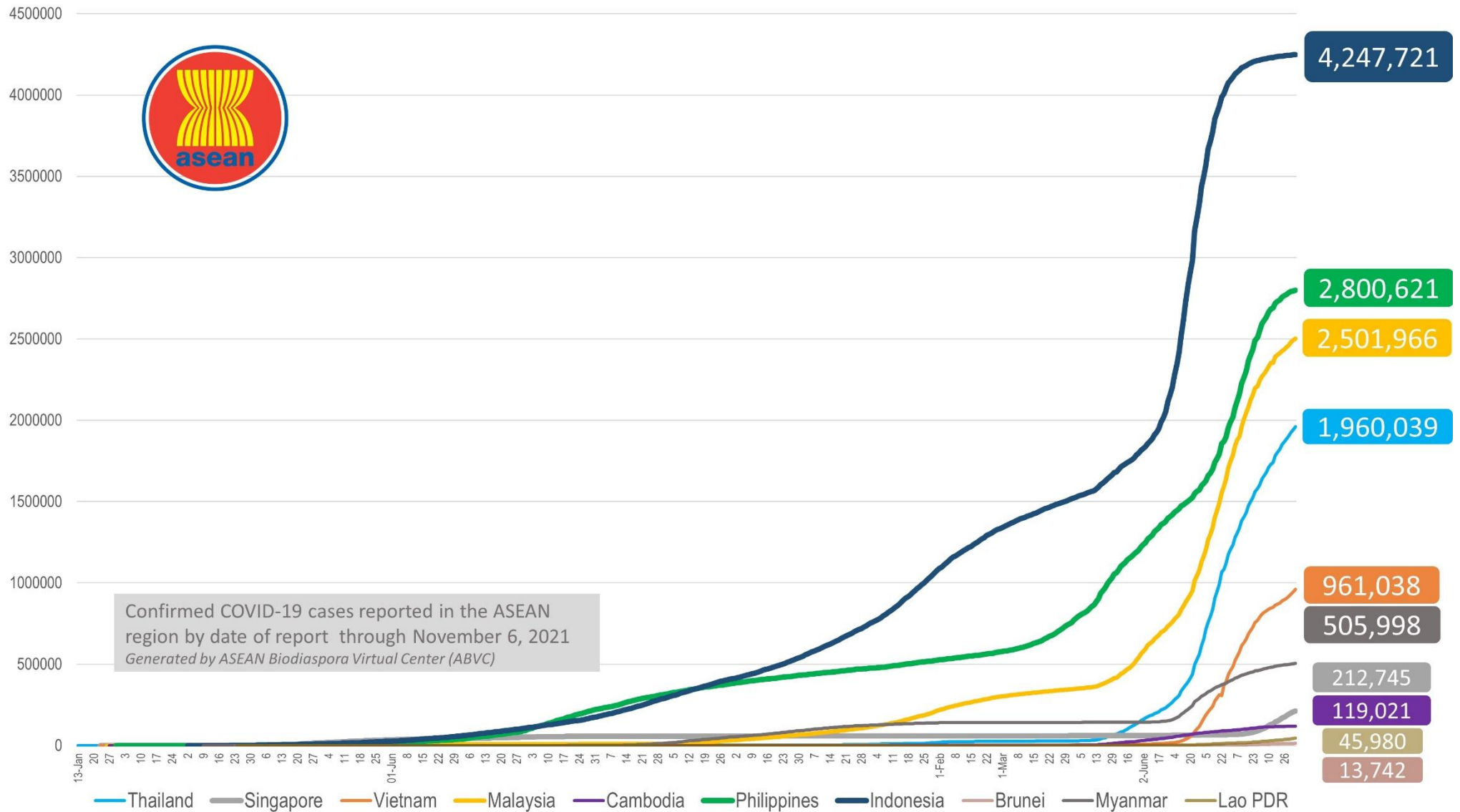
	<b>Liechtenstein</b>	03 Mar 2020	05-Nov-21	3,631	-	61	-	1.7%	9,550	3,501	25,244	24,647	64.4
	<b>Ukraine</b>	03 Mar 2020	06-Nov-21	3,058,014	25,063	71,635	793	2.3%	6,890	1,974	11,269,339	7,879,187	18.1
	<b>Slovenia</b>	04 Mar 2020	06-Nov-21	353,660	3,664	4,820	14	1.4%	16,938	3,605	1,192,842	1,122,800	54.0
	<b>Hungary</b>	04 Mar 2020	05-Nov-21	892,164	-	31,184	-	3.5%	9,132	3,015	5,967,747	5,748,682	59.7
	<b>Poland</b>	04 Mar 2020	06-Nov-21	3,091,713	15,195	77,733	186	2.5%	8,142	1,549	20,306,537	20,018,204	53.0
	<b>Faroe Islands</b>	04 Mar 2020	05-Nov-21	2,538	-	5	-	0.2%	5,214		40,205	38,142	77.8
	<b>Bosnia and Herzegovina</b>	05 Mar 2020	04-Nov-21	257,401	-	11,717	-	4.6%	7,798	785	797,531	682,065	20.9
	<b>Gibraltar</b>	05 Mar 2020	06-Nov-21	6,138	23	98	-	1.6%	18,213		40,585	39,814	118.2
	<b>Slovakia</b>	06 Mar 2020	06-Nov-21	513,297	6,502	13,205	39	2.6%	9,411	8,259	2,513,532	2,310,107	42.3
	<b>Serbia</b>	06 Mar 2020	06-Nov-21	1,179,137	4,804	10,336	65	0.9%	16,978	3,767	3,167,796	3,013,629	43.6
	<b>Vatican City</b>	06 Mar 2020	17-Oct-20	27	-	-	-	0.0%	2,932				
	<b>Malta</b>	07 Mar 2020	06-Nov-21	37,854	41	462	-	1.2%	7,531	4,603	431,537	429,259	83.4
	<b>Moldova</b>	07 Mar 2020	06-Nov-21	345,517	954	8,056	49	2.3%	13,001	719	884,590	887,228	22.1
	<b>Bulgaria</b>	08 Mar 2020	05-Nov-21	628,680	-	24,940	-	4.0%	9,012	7,688	1,532,911	1,559,169	22.6
	<b>Albania</b>	09 Mar 2020	05-Nov-21	187,994	-	2,948	-	1.6%	6,587	-	1,025,180	898,625	31.3
	<b>Cyprus</b>	09 Mar 2020	05-Nov-21	123,918	-	576	-	0.5%	10,339	49,719	606,482	571,882	63.8
	<b>Channel Islands</b>	09 Mar 2020	05-Nov-21	2,312	-	23	-	1.0%	3,544		32,969	13,618	20.3
	<b>Jersey</b>	10 Mar 2020	05-Nov-21	11,372	-	80	-	0.7%	12,523		78,947	74,651	73.9
	<b>Kazakhstan</b>	13 Mar 2020	06-Nov-21	947,250	1,328	12,225	21	1.3%	5,116	-	8,372,506	7,620,215	40.1
	<b>Kosovo</b>	13 Mar 2020	06-Nov-21	160,837	14	2,978	-	1.9%	8,964				
	<b>Uzbekistan</b>	15 Mar 2020	06-Nov-21	187,666	285	1,336	2	0.7%	559		13,827,346	5,882,086	17.3
	<b>Greenland</b>	16 Mar 2020	05-Nov-21	859	-	-	-	0.0%	1,528		40,125	37,258	65.5
	<b>Montenegro</b>	17 Mar 2020	06-Nov-21	148,027	626	2,145	5	1.4%	23,793		259,161	245,478	39.1
	<b>Kyrgyzstan</b>	18 Mar 2020	06-Nov-21	181,764	96	2,683	2	1.5%	2,815		1,011,314	782,306	11.8
	<b>Isle of Man</b>	19 Mar 2020	04-Nov-21	9,883	-	60	-	0.6%	11,684		67,902	64,616	75.7
<b>Tajikistan</b>	30 Apr 2020	16-Oct-21	17,086	-	124	-	0.7%	183		2,678,569	2,140,688	22.0	
<b>MIDDLE EAST</b>	<b>UAE</b>	29 Jan 2020	06-Nov-21	740,362	73	2,139	1	0.3%	7,578	34,530	9,722,167	8,723,247	87.3
	<b>Iran</b>	19 Feb 2020	06-Nov-21	5,980,260	6,803	127,173	120	2.1%	7,213	1,554	54,764,071	37,784,542	44.4
	<b>Israel</b>	21 Feb 2020	06-Nov-21	1,333,605	342	8,114	2	0.6%	14,731	10,942	6,244,512	5,739,719	65.3
	<b>Lebanon</b>	21 Feb 2020	05-Nov-21	645,104	-	8,534	-	1.3%	9,410	-	1,803,297	1,565,345	23.1
	<b>Kuwait</b>	24 Feb 2020	06-Nov-21	412,821	28	2,462	-	0.6%	9,813	4,974	2,668,082	923,307	21.3
	<b>Oman</b>	24 Feb 2020	04-Nov-21	304,329	-	4,112	-	1.4%	6,117		3,065,137	2,614,847	50.1

	<b>Bahrain</b>	24 Feb 2020	06-Nov-21	277,041	30	1,393	-	0.5%	16,881	11,480	1,180,702	1,144,261	65.5
	<b>Iraq</b>	24 Feb 2020	06-Nov-21	2,061,939	717	23,319	22	1.1%	5,245	535	6,062,577	3,570,258	8.7
	<b>Qatar</b>	29 Feb 2020	06-Nov-21	239,995	124	611	-	0.3%	8,474	785	2,360,308	2,218,292	75.7
	<b>Saudi Arabia</b>	02 Mar 2020	06-Nov-21	548,890	42	8,803	1	1.6%	1,602	1,364	24,284,570	21,710,595	61.4
	<b>Jordan</b>	02 Mar 2020	06-Nov-21	873,707	1,122	11,114	12	1.3%	8,649	3,973	3,990,049	3,558,337	34.7
	<b>Palestine</b>	05 Mar 2020	06-Nov-21	455,491	115	4,716	4	1.0%	9,722		1,487,111	1,254,893	24.0
	<b>Syria</b>	22 Mar 2020	03-Nov-21	44,191	-	2,593	-	5.9%	259		807,249	503,394	2.8
	<b>Yemen</b>	10 Apr 2020	06-Nov-21	9,858	15	1,907	2	19.3%	34		331,778	215,241	0.7
<b>AFRICA</b>	<b>Egypt</b>	14 Feb 2020	05-Nov-21	335,673	-	18,949	-	5.6%	334		18,526,300	11,102,456	10.7
	<b>Algeria</b>	25 Feb 2020	06-Nov-21	207,079	84	5,941	2	2.9%	481		6,381,144	4,843,499	10.9
	<b>Nigeria</b>	28 Feb 2020	05-Nov-21	212,511	-	2,902	-	1.4%	106	66	5,701,796	3,092,384	1.5
	<b>Tunisia</b>	02 Mar 2020	06-Nov-21	713,154	83	25,267	6	3.5%	6,098	442	5,678,067	4,598,476	38.5
	<b>Morocco</b>	02 Mar 2020	06-Nov-21	947,307	168	14,706	5	1.6%	2,597	403	24,259,320	22,144,227	59.3
	<b>Senegal</b>	02 Mar 2020	06-Nov-21	73,935	2	1,880	-	2.5%	454	91	1,281,042	879,073	5.1
	<b>South Africa</b>	05 Mar 2020	06-Nov-21	2,923,751	358	89,319	24	3.1%	4,993	507	15,655,530	12,737,700	21.2
	<b>Cameroon</b>	06 Mar 2020	03-Nov-21	104,348	-	1,731	-	1.7%	403		418,185	163,268	0.6
	<b>Togo</b>	06 Mar 2020	06-Nov-21	26,114	7	243	-	0.9%	323	155	929,347	446,134	5.3
	<b>Burkina Faso</b>	09 Mar 2020	02-Nov-21	15,103	-	221	-	1.5%	74		364,565	297,231	1.4
	<b>Democratic Republic of Congo</b>	10 Mar 2020	05-Nov-21	57,605	-	1,098	-	1.9%	66		110,521	38,163	0.0
	<b>Ivory Coast</b>	11 Mar 2020	05-Nov-21	61,387	-	698	-	1.1%	239	90	2,314,075	918,872	3.4
	<b>Reunion</b>	11 Mar 2020	03-Nov-21	55,125	-	376	-	0.7%	7,095				
	<b>Ghana</b>	13 Mar 2020	30-Oct-21	130,391	-	1,188	-	0.9%	429	52	2,269,003	833,393	2.6
	<b>Guinea</b>	13 Mar 2020	03-Nov-21	30,681	-	385	-	1.3%	240		1,529,984	746,490	5.5
	<b>Gabon</b>	13 Mar 2020	03-Nov-21	36,020	-	249	-	0.7%	1,658	2,296	132,383	100,155	4.4
	<b>Sudan</b>	13 Mar 2020	23-Oct-21	40,238	-	3,099	-	7.7%	94		1,154,253	581,846	1.3
	<b>Kenya</b>	13 Mar 2020	06-Nov-21	253,813	76	5,305	9	2.1%	483	-	3,764,767	1,782,212	3.2
	<b>Ethiopia</b>	13 Mar 2020	06-Nov-21	367,062	279	6,531	14	1.8%	328	-	3,634,219	1,350,254	1.2
	<b>Central African Republic</b>	14 Mar 2020	30-Oct-21	11,579	-	100	-	0.9%	244		361,984	321,668	6.5
<b>Seychelles</b>	14 Mar 2020	02-Nov-21	22,220	-	119	-	0.5%	22,761		81,323	76,696	77.5	
<b>Rwanda</b>	14 Mar 2020	06-Nov-21	99,931	33	1,332	-	1.3%	791	1,118	3,937,599	2,063,159	15.5	
<b>Namibia</b>	14 Mar 2020	04-Nov-21	128,985	-	3,560	-	2.8%	5,171	567	333,506	266,710	10.3	
<b>Swaziland</b>	14 Mar 2020	06-Nov-21	46,457	2	1,244	1	2.7%	4,046		246,064	238,029	20.3	
<b>Mauritania</b>	14 Mar 2020	05-Nov-21	37,608	-	801	-	2.1%	831	-	1,002,548	623,255	13.1	
<b>Mayotte</b>	14 Mar 2020	05-Nov-21	20,651	-	185	-	0.9%	12,985					
<b>Equatorial Guinea</b>	15 Mar 2020	03-Nov-21	13,407	-	168	-	1.3%	989	656	242,220	190,962	13.2	
<b>Republic of Congo</b>	15 Mar 2020	04-Nov-21	17,944	-	297	-	1.7%	334		384,530	124,721	2.2	
<b>Benin</b>	16 Mar 2020	03-Nov-21	24,804	-	161	-	0.6%	210	-	269,540	234,686	1.9	

<b>Liberia</b>	16 Mar 2020	01-Nov-21	5,815	-	287	-	4.9%	118		393,975	371,645	7.2	
<b>Tanzania</b>	16 Mar 2020	04-Nov-21	26,196	-	725	-	2.8%	45		885,579	965,778	1.6	
<b>Somalia</b>	16 Mar 2020	04-Nov-21	22,693	-	1,294	-	5.7%	147		365,791	315,741	1.9	
<b>Gambia</b>	17 Mar 2020	31-Oct-21	9,973	-	341	-	3.4%	425	89	234,467	220,502	8.9	
<b>Zambia</b>	17 Mar 2020	06-Nov-21	209,869	17	3,663	1	1.7%	1,175	208	311,049	538,310	2.9	
<b>Mauritius</b>	18 Mar 2020	04-Nov-21	18,314	-	199	-	1.1%	1,447		905,034	855,027	67.1	
<b>Djibouti</b>	18 Mar 2020	06-Nov-21	13,491	-	186	3	1.4%	1,386		66,010	26,087	2.6	
<b>Niger</b>	19 Mar 2020	05-Nov-21	6,457	-	220	-	3.4%	28		498,894	397,212	1.6	
<b>Chad</b>	19 Mar 2020	01-Nov-21	5,105	-	175	-	3.4%	32		166,793	60,050	0.4	
<b>Zimbabwe</b>	20 Mar 2020	05-Nov-21	133,146	-	4,685	-	3.5%	909	214	3,368,530	2,649,158	17.6	
<b>Cape Verde</b>	20 Mar 2020	06-Nov-21	38,253	11	349	-	0.9%	6,956		293,634	217,093	38.6	
<b>Madagascar</b>	20 Mar 2020	02-Nov-21	43,632	-	964	-	2.2%	162	-	381,633	184,632	0.7	
<b>Uganda</b>	21 Mar 2020	04-Nov-21	126,492	-	3,226	-	2.6%	286	100	3,189,173	415,486	0.9	
<b>Eritrea</b>	21 Mar 2020	05-Nov-21	6,927	-	45	-	0.6%	195					
<b>Angola</b>	21 Mar 2020	05-Nov-21	64,612	-	1,719	-	2.7%	203		4,846,094	1,801,831	5.3	
<b>Mozambique</b>	22 Mar 2020	06-Nov-21	151,367	15	1,934	1	1.3%	498	-	4,159,380	2,426,370	7.5	
<b>Libya</b>	24 Mar 2020	04-Nov-21	360,266	-	5,186	-	1.4%	5,316		1,560,096	460,422	6.6	
<b>Guinea-Bissau</b>	25 Mar 2020	04-Nov-21	6,150	-	143	-	2.3%	320		167,199	14,514	0.7	
<b>Mali</b>	25 Mar 2020	06-Nov-21	16,342	48	574	3	3.5%	83		324,713	271,722	1.3	
<b>Botswana</b>	30 Mar 2020	04-Nov-21	192,935	-	2,407	-	1.2%	8,375	-	722,374	306,300	12.8	
<b>Sierra Leone</b>	31 Mar 2020	03-Oct-21	6,396	-	121	-	1.9%	82		505,385	251,854	3.1	
<b>Burundi</b>	31 Mar 2020	30-Oct-21	20,078	-	14	-	0.1%	174		615			
<b>Malawi</b>	02 Apr 2020	03-Nov-21	61,803	-	2,302	-	3.7%	332	-	992,325	560,444	2.9	
<b>South Sudan</b>	05 Apr 2020	05-Nov-21	12,453	-	133	-	1.1%	113	-	84,839	55,579	0.5	
<b>Sao Tome and Principe</b>	06 Apr 2020	06-Nov-21	3,721	1	56	-	1.5%	1,730		80,345	28,493	12.8	
<b>Comoros</b>	30 Apr 2020	05-Nov-21	4,307	-	147	-	3.4%	506		273,498	179,114	20.2	
<b>Lesotho</b>	13May 2020	04-Nov-21	21,677	-	659	-	3.0%	1,020		347,836	339,506	15.7	
			<b>237,113,154</b>	<b>327,841</b>	<b>4,778,181</b>	<b>4,212</b>	<b>2.0%</b>						

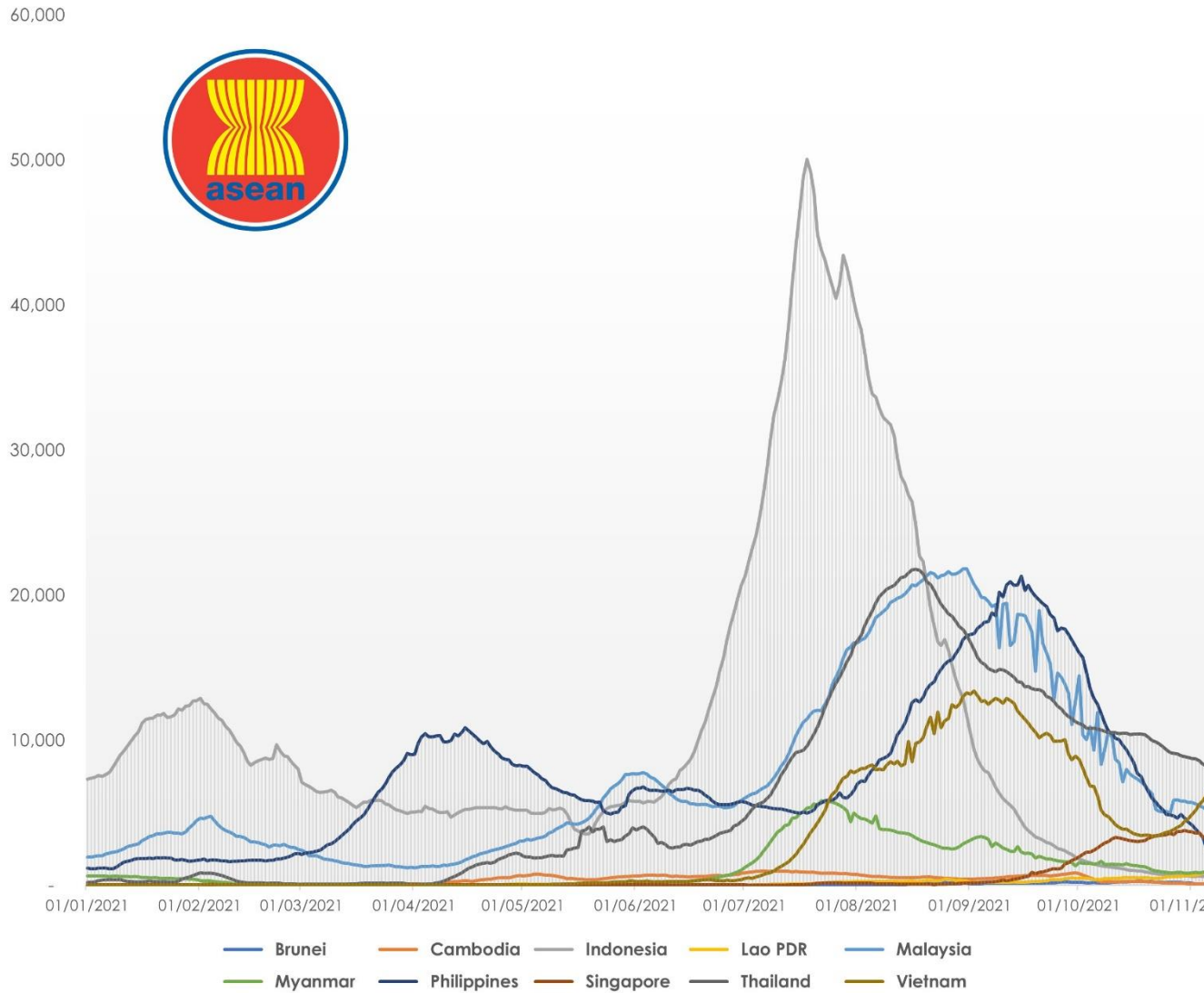
# COVID-19 Epi curve among ASEAN Countries

as of 6 November 2021



# 7-Day Rolling Average of COVID-19 new cases

as of 6 November 2021

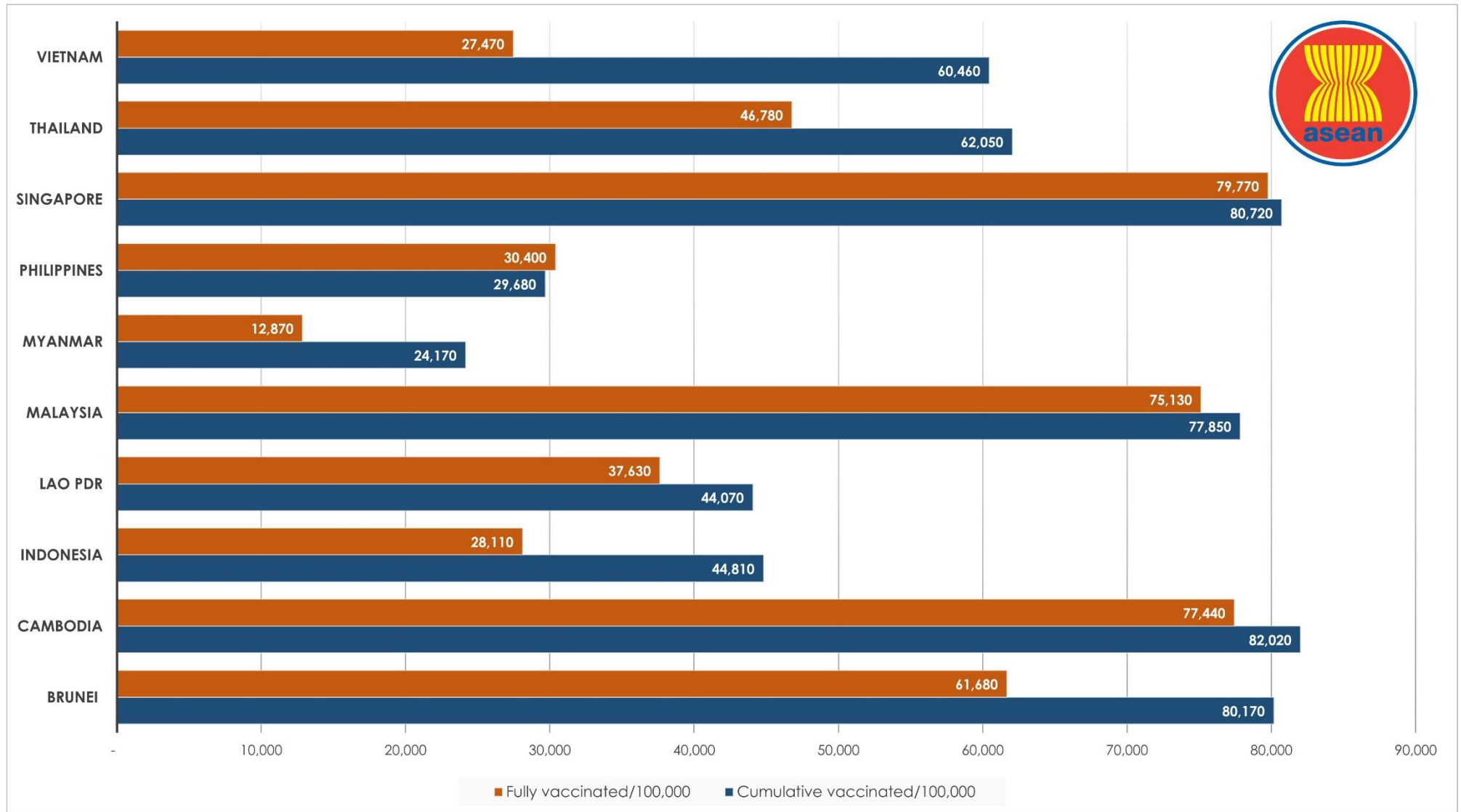


ASEAN Country	New Cases Rate of Change 7-Day Window*	P-value
Brunei	-6.69	0.016
Cambodia	-3.65	0
Indonesia	-8.81	0.034
Lao PDR	47.98	0
Malaysia	-112.34	0
Myanmar	18.72	0
Philippines	-340.65	0
Singapore	-115.24	0.003
Thailand	-118.65	0
Vietnam	317.36	0

\*Beta coefficient of linear line of best fit; equal to the rate of change in the 7-day rolling average of new cases over the past 7 days (as of November 6, 2021)


# COVID-19 Vaccination Status

as of 6 November 2021



# Outlook Assessment

as of 6 November 3, 2021

 <b>ASEAN MEMBER STATE</b>	REQUIREMENT							
	At least <b>80% of the high-risk population has been vaccinated</b> with at least one dose of a COVID-19 vaccine.		At least <b>65% of the total population has a level of immunity</b> to COVID-19; either recovered from COVID-19 or have been vaccinated with at least one dose of a COVID-19 vaccine.		Case levels are generally low (a 7-day rolling average number of daily new cases that is <10 cases per 100,000, with each day's past-14-day test positivity is consistently <5%).		Government Policy on containment and health (strictness and comprehensiveness in COVID-19 related government policies)	
	% of High risk population with one dose	Population vaccinated/day (7-day average)	% of Total population with one dose	Completion date (moderate case scenario)	Daily cases/100,000	Test positivity last 14 days	Containment and health index score -Oxford COVID-19 Government Response Tracker (OxCGRT)	Change over the past 30 days
Brunei	>90.0	0%/day	80.6	0.14%/day	22.32	Unknown	82.1/100	0.0
Cambodia	>90.0	0%/day	88.3	0.3%/day	0.52	Unknown	65.2/100	-5.1
Indonesia	>90.0	0%/day	48.3	0.3%/day	0.21	Unknown	56.6/100	-13.7
Lao PDR	>90.0	0%/day	48.4	unknown	12.74	15.4	71.2/100	+0.9
Malaysia	>90.0	0%/day	79.9	0.02%/day	15.78	4.7	62.5/100	0.0
Myanmar	59.2	unknown-	25.7	unknown	1.76	6.0	85.5/100	+12.5
Philippines	>90.0	0%/day	33.7	unknown	2.21	9.3	81.3/100	+3.2
Singapore	>90.0	0%/day	84.9	0.04%/day	51.71	15.9	64.3/100	-4.2
Thailand	>90.0	0%/day	64.0	0.36%/day	11.67	20.8	68.5/100	+5.4
Vietnam	>90.0	0%/day	64.4	0.5%/day	6.73	5.0	74.7/100	+6.5

