

# COVID-19 Situational Report in the ASEAN Region

ASEAN BioDiaspora Virtual Center (ABVC)

as of December 8, 2021



Canada



## COVID-19: Highlights and Situation Overview

### Global Update

- Worldwide, there have been over 266 million cases and over 5 million deaths attributed to COVID-19.
- As of December 7 (3:30 pm EST), a total of 1,325 confirmed cases of the Omicron variant (B.1.1.529) reported across 55 countries. Cases of the Omicron variant have been reported for the first time today in China, Namibia, Singapore, and Uganda. It is noteworthy that there is limited information on symptom development, immunization status, and the source of cases in China. In addition, a case that was reported in Singapore had a recent travel history to Mozambique which has not confirmed cases of the Omicron variant yet and might be an indication of community transmission due to the exportation of cases. As of December 7, the majority of confirmed cases continue to have a history of travel from countries in Africa, with some having taken connecting flights at other locations between Africa and Europe. However, several countries (i.e., Australia, Belgium, Botswana, Brazil, Canada, Croatia, Czechia, Denmark, Finland, Germany, Iceland, India, Israel, Italy, Namibia, Nepal, Nigeria, Norway, Portugal, South Africa, South Korea, Spain, Switzerland, United Kingdom, United States, Zambia, and Zimbabwe) have detected cases without an epidemiological link to known Omicron clusters, which may indicate that community transmission could be ongoing within these countries.

| Country        | Number of confirmed cases | *Date of first report | Evidence of local transmission | **Subnational reports of local transmission   |
|----------------|---------------------------|-----------------------|--------------------------------|---|
| Argentina      | 1                         | 5-Dec-21              |                                |   |
| Australia      | 31                        | 7-Dec-21              | Yes                            | New South Wales, Australian Capital Territory |
| Austria        | 11                        | 30-Nov-21             |                                |   |
| Belgium        | 11                        | 26-Nov-21             | Yes                            |   |
| Botswana       | 23                        | 24-Nov-21             | Yes                            |   |
| Brazil         | 6                         | 7-Dec-21              | Yes                            | Sao Paulo                                     |
| Canada         | 27                        | 28-Nov-21             | Yes                            | Alberta, Ontario                              |
| Chile          | 1                         | 5-Dec-21              |                                |   |
| China          | 12                        | 7-Dec-21              | Unknown                        |   |
| Croatia        | 3                         | 7-Dec-21              | Yes                            |   |
| Czech Republic | 1                         | 27-Nov-21             | Yes                            | Liberec                                       |
| Denmark        | 183                       | 28-Nov-21             | Yes                            |   |
| Fiji           | 2                         | 6-Dec-21              |                                |   |
| Finland        | 7                         | 2-Dec-21              | Yes                            |   |
| France         | 25                        | 2-Dec-21              |                                |   |

|              |     |           |     |                                      |
|--------------|-----|-----------|-----|--------------------------------------|
| Germany      | 15  | 27-Nov-21 | Yes | Hessen, Leipzig                      |
| Ghana        | 34  | 1-Dec-21  |     |                                      |
| Greece       | 3   | 7-Dec-21  |     |                                      |
| Hong Kong    | 9   | 25-Nov-21 |     |                                      |
| Iceland      | 12  | 1-Dec-21  | Yes | Reykjavik                            |
| India        | 23  | 2-Dec-21  | Yes | Karnakata, Rajasthan,<br>Maharashtra |
| Ireland      | 1   | 1-Dec-21  |     |                                      |
| Israel       | 21  | 26-Nov-21 | Yes | Tel Aviv                             |
| Italy        | 9   | 27-Nov-21 | Yes | Campania Region                      |
| Japan        | 3   | 30-Nov-21 |     |                                      |
| Latvia       | 2   | 5-Dec-21  |     |                                      |
| Luxembourg   | 1   | 4-Dec-21  |     |                                      |
| Malaysia     | 3   | 3-Dec-21  |     |                                      |
| Maldives     | 1   | 5-Dec-21  |     |                                      |
| Mexico       | 1   | 3-Dec-21  |     |                                      |
| Namibia      | 18  | 7-Dec-21  | Yes |                                      |
| Nepal        | 2   | 5-Dec-21  | Yes |                                      |
| Netherlands  | 36  | 28-Nov-21 |     |                                      |
| Nigeria      | 3   | 1-Dec-21  | Yes |                                      |
| Norway       | 19  | 7-Dec-21  | Yes | Oslo                                 |
| Portugal     | 34  | 29-Nov-21 | Yes | Lisbon                               |
| Romania      | 2   | 4-Dec-21  |     |                                      |
| Russia       | 2   | 6-Dec-21  |     |                                      |
| Saudi Arabia | 1   | 1-Dec-21  |     |                                      |
| Senegal      | 3   | 5-Dec-21  |     |                                      |
| Singapore    | 2   | 7-Dec-21  |     |                                      |
| South Africa | 226 |           | Yes |                                      |
| South Korea  | 36  | 1-Dec-21  | Yes |                                      |
| Spain        | 7   | 29-Nov-21 | Yes |                                      |
| Sri Lanka    | 1   | 4-Dec-21  |     |                                      |
| Sweden       | 11  | 29-Nov-21 |     |                                      |
| Switzerland  | 9   | 30-Nov-21 | Yes | Basel-Stadt                          |

|                            |     |           |     |   |
|----------------------------|-----|-----------|-----|---|
| Thailand                   | 1   | 6-Dec-21  |     |   |
| Tunisia                    | 2   | 3-Dec-21  |     |   |
| Uganda                     | 7   | 7-Dec-21  |     |   |
| United Arab Emirates (UAE) | 1   | 1-Dec-21  |     |   |
| United Kingdom             | 437 | 27-Nov-21 | Yes | Scotland, England   |
| United States              | 41  | 1-Dec-21  | Yes | New York, Maryland, Nebraska, Hawaii, California, Minnesota, Mississippi, Connecticut, Louisiana, and Texas |
| Zambia                     | 3   | 4-Dec-21  | Yes | Lusaka  |
| Zimbabwe                   | 50  | 3-Dec-21  | Yes |   |

*\*Date of first report refers to the earliest date that confirmed cases were reported*

*\*\*This list is based on limited data, and may not capture the location of all local transmission events*

*\*\*\*The confirmed Omicron cases are relatively few but the region is experiencing a steep exponential increase in COVID-19 cases. This steep increase in COVID-19 cases can likely be attributed to the Omicron variant*

### Regional Update

- Thailand's Centre for COVID-19 Situation Administration confirmed on today (December 8) two more Omicron COVID-19 cases, taking the total Omicron cases to three as of now. Following the emergence of the Omicron variant, Thai health officials started reviewing the COVID-19 cases involving travellers from overseas during the month of November. The two new cases are Thai women, ages 36 and 46, who came back to Thailand after working as interpreters at a religious ceremony in Nigeria late last month. The travellers tested positive for COVID-19 after arriving in Thailand. The officer from the Centre of Disease and Control reported that the two patients experienced very mild symptoms and that health officials are still investigating these cases.
- Indonesia has cancelled the plan to apply restrictions of public activities (PPKM) Level 3 on a national scale. According to Coordinating Minister for Maritime Affairs and Investment, COVID-19 situation in the country has considerably improved and the pandemic has been put under control. According to the Minister, the PPKM will be applied in a more balanced manner in the upcoming Christmas and New Year holidays, adding that the restrictions will be imposed in different levels in each area depending on the pandemic situation.

### Vaccine Update

- Malaysia reported a total of 22,734,488 individuals or 97.1% of the adult population have completed the COVID-19 vaccination as of December 7 (Tuesday). Based on the Health Ministry's CovidNow portal, 23,058,008 individuals or 98.5% of the adult population have received at least one dose of the vaccine. As for adolescents aged 12-17, 2,726,684 individuals or 86.6% have completed the vaccination, while 2,833,870 individuals or 90% have received at least one dose of the vaccine. Meanwhile, A total of 124,499 doses of vaccine were dispensed yesterday involving 4,538 the first dose and 6,538 as the second dose whereas 113,423 individuals received their booster dose, bringing the cumulative number of vaccine doses administered under the National COVID-19 Immunization Programme (PICK) to 54,326,199 doses.

### Travel Advisories (new update/s)

- Malaysia: Travellers entering Malaysia via the air and land vaccinated travel lanes (VTL) will have to undergo COVID-19 tests daily for six days on arrival as the country further tightens measures in light of the Omicron variant starting December 8. The new requirement will also apply to those arriving under the Langkawi international travel bubble (LITB) and One Stop Centre for short-term business visitors. In a statement on Tuesday (December 7), Malaysian Health Minister said that the new measures were intended to prevent the transmission and spread of the Omicron variant in the country.

### Cases and Deaths as of 08 December 2021

- As of 08 December 2021 (2PM, GMT+8), worldwide, there were **266,509,813** confirmed cases, including **5,277,303** deaths. Globally, Case Fatality Rate (CFR) was **2.0**.
- In **China**, there were **128,338** confirmed cases with **5,697** deaths, including deaths in Hong Kong (213) and Taiwan (848). Confirmed cases in China include confirmed cases in Hong Kong (12,472) and Taiwan (16,683). CFR was **4.4**.
- 14,210,458 confirmed cases** of COVID-19 have been reported in the ASEAN region with a total of **294,234 deaths**, with a CFR of **2.1**

| REGION       | COUNTRY     | FIRST CONFIRMED CASE(S) | LATEST REPORT ON CONFIRMED CASE(S) | TOTAL CONFIRMED CASES | NEW CASES (7-DAY ROLLING AVERAGE) | TOTAL DEATHS   | NEW DEATHS (7-DAY ROLLING AVERAGE) | CASE FATALITY RATE | CUMULATIVE CASES/ 100,000 | NUMBER OF TESTS LAST 14 DAYS/ 100,000 | CUMULATIVE VACCINATED | CUMULATIVE FULLY VACCINATED | FULLY VACCINATED / 100 |
|--------------|-------------|-------------------------|------------------------------------|-----------------------|-----------------------------------|----------------|------------------------------------|--------------------|---------------------------|---------------------------------------|-----------------------|-----------------------------|------------------------|
| ASEAN REGION | Brunei      | 10-Mar-20               | 07-Dec-21                          | 15,229                | 27 (19)                           | 98             | -                                  | 0.6%               | 3,515                     |                                       | 404,371               | 351,709                     | 79.7                   |
|              | Cambodia    | 27-Jan-20               | 07-Dec-21                          | 120,286               | 14 (22)                           | 2,967          | 4 (4)                              | 2.5%               | 730                       | -                                     | 14,159,169            | 13,414,877                  | 79.2                   |
|              | Indonesia   | 02-Mar-20               | 07-Dec-21                          | 4,258,076             | 261 (238)                         | 143,893        | 17 (9)                             | 3.4%               | 1,573                     | 910                                   | 142,700,940           | 99,225,572                  | 35.9                   |
|              | Lao PDR     | 24-Mar-20               | 07-Dec-21                          | 82,082                | 1,360 (1,192)                     | 214            | 4 (6)                              | 0.3%               | 1,145                     | 473                                   | 3,744,740             | 3,099,003                   | 42.0                   |
|              | Malaysia    | 25-Jan-20               | 06-Dec-21                          | 2,663,034             | - (4,322)                         | 30,652         | - (32)                             | 1.2%               | 8,335                     | 3,730                                 | 25,860,371            | 25,440,620                  | 77.6                   |
|              | Myanmar     | 23-Mar-20               | 06-Dec-21                          | 524,638               | - (319)                           | 19,146         | - (6)                              | 3.6%               | 971                       | -                                     | 16,485,315            | 11,615,096                  | 21.2                   |
|              | Philippines | 30-Jan-20               | 07-Dec-21                          | 2,835,345             | 191 (373)                         | 49,591         | 92 (149)                           | 1.7%               | 2,622                     | 367                                   | 40,517,967            | 38,699,023                  | 34.9                   |
|              | Singapore   | 23-Jan-20               | 07-Dec-21                          | 270,588               | 715 (1,015)                       | 771            | 8 (9)                              | 0.3%               | 4,744                     | -                                     | 5,071,148             | 5,012,181                   | 91.9                   |
|              | Thailand    | 13-Jan-20               | 07-Dec-21                          | 2,148,766             | 3,525 (4,699)                     | 20,995         | 31 (32)                            | 1.0%               | 3,086                     | -                                     | 49,129,722            | 42,419,455                  | 60.6                   |
| Vietnam      | 23-Jan-20   | 07-Dec-21               | 1,337,523                          | 13,840 (14,206)       | 26,700                            | 217 (207)      | 2.0%                               | 1,387              | 277                       | 73,393,169                            | 54,435,627            | 55.5                        |                        |
|              |             |                         |                                    | <b>14,210,458</b>     | <b>26,240</b>                     | <b>294,234</b> | <b>455</b>                         | <b>2.1%</b>        |                           |                                       |                       |                             |                        |

- 252,171,017 confirmed cases** of COVID-19 have been reported in **223 countries/states** (other than China, Hong Kong, Taiwan, Macau, and ASEAN countries):

| REGION       | COUNTRY     | FIRST CONFIRMED CASE(S) | LATEST REPORT ON CONFIRMED CASE(S) | TOTAL CONFIRMED CASES | NEW CASES | TOTAL DEATHS | NEW DEATHS | CASE FATALITY RATE | CUMULATIVE CASES/ 100,000 | NUMBER OF TESTS LAST 14 DAYS/ 100,000 | CUMULATIVE IMMUNIZED | CUMULATIVE FULLY VACCINATED | FULLY VACCINATED/ 100 |
|--------------|-------------|-------------------------|------------------------------------|-----------------------|-----------|--------------|------------|--------------------|---------------------------|---------------------------------------|----------------------|-----------------------------|-----------------------|
| ASIA PACIFIC | Japan       | 16 Jan 2020             | 07-Dec-21                          | 1,727,682             | 116       | 18,277       | 2          | 1.1%               | 1,368                     | 419                                   | 99,970,412           | 97,777,207                  | 77.6                  |
|              | South Korea | 20 Jan 2020             | 07-Dec-21                          | 482,310               | 4,952     | 3,957        | 64         | 0.8%               | 933                       | -                                     | 42,733,049           | 41,410,206                  | 80.7                  |

|                                 |             |           |            |        |         |     |       |        |        |             |             |      |
|---------------------------------|-------------|-----------|------------|--------|---------|-----|-------|--------|--------|-------------|-------------|------|
| <b>Nepal</b>                    | 24 Jan 2020 | 07-Dec-21 | 823,102    | 272    | 11,545  | 2   | 1.4%  | 2,877  | 324    | 9,879,648   | 8,437,860   | 28.4 |
| <b>Australia</b>                | 25 Jan 2020 | 07-Dec-21 | 220,558    | 1,440  | 2,065   | 9   | 0.9%  | 860    | 7,503  | 20,124,711  | 19,055,462  | 73.9 |
| <b>Sri Lanka</b>                | 27 Jan 2020 | 07-Dec-21 | 569,171    | 748    | 14,505  | 21  | 2.5%  | 2,611  | 421    | 15,945,546  | 13,766,610  | 64.0 |
| <b>India</b>                    | 30 Jan 2020 | 06-Dec-21 | 34,648,383 | -      | 473,757 | -   | 1.4%  | 2,536  | 1,081  | 802,894,059 | 480,824,004 | 34.5 |
| <b>Afghanistan</b>              | 24 Feb 2020 | 07-Dec-21 | 157,508    | 9      | 7,317   | 1   | 4.6%  | 414    |        | 4,397,449   | 3,566,192   | 9.0  |
| <b>Pakistan</b>                 | 26 Feb 2020 | 07-Dec-21 | 1,287,393  | 232    | 28,784  | 7   | 2.2%  | 594    | 247    | 82,224,088  | 53,031,529  | 23.6 |
| <b>New Zealand</b>              | 28 Feb 2020 | 07-Dec-21 | 12,428     | 97     | 44      | -   | 0.4%  | 253    | 7,590  | 3,931,284   | 3,699,719   | 72.2 |
| <b>Bhutan</b>                   | 05 Mar 2020 | 04-Dec-21 | 2,641      | -      | 3       | -   | 0.1%  | 346    | 2,539  | 589,215     | 564,340     | 72.4 |
| <b>Maldives</b>                 | 07 Mar 2020 | 07-Dec-21 | 92,501     | 133    | 255     | -   | 0.3%  | 17,422 | 9,052  | 395,907     | 364,520     | 67.1 |
| <b>Bangladesh</b>               | 08 Mar 2020 | 07-Dec-21 | 1,578,011  | 291    | 28,010  | 5   | 1.8%  | 968    | 113    | 64,958,515  | 38,133,305  | 22.9 |
| <b>Mongolia</b>                 | 10 Mar 2020 | 07-Dec-21 | 383,978    | 296    | 2,020   | 3   | 0.5%  | 11,906 | 56,685 | 2,261,816   | 2,153,968   | 64.7 |
| <b>Turkey</b>                   | 10 Mar 2020 | 07-Dec-21 | 8,943,837  | 22,687 | 78,215  | 198 | 0.9%  | 10,720 | 5,135  | 56,398,458  | 50,698,978  | 59.6 |
| <b>French Polynesia</b>         | 12 Mar 2020 | 06-Dec-21 | 46,803     | -      | 636     | -   | 1.4%  | 16,758 |        | 165,041     | 155,959     | 55.2 |
| <b>Guam</b>                     | 15 Mar 2020 | 06-Dec-21 | 19,270     | -      | 266     | -   | 1.4%  | 11,519 |        | 137,609     | 124,418     | 73.8 |
| <b>New Caledonia</b>            | 17 Mar 2020 | 07-Dec-21 | 12,291     | 18     | 279     | -   | 2.3%  | 4,271  |        | 181,108     | 170,833     | 59.3 |
| <b>Fiji</b>                     | 18 Mar 2020 | 06-Dec-21 | 52,562     | -      | 697     | -   | 1.3%  | 5,906  | -      | 655,857     | 589,377     | 65.3 |
| <b>Papua New Guinea</b>         | 21 Mar 2020 | 06-Dec-21 | 35,662     | -      | 573     | -   | 1.6%  | 406    | -      | 269,366     | 197,800     | 2.2  |
| <b>Timor Leste</b>              | 21 Mar 2020 | 07-Dec-21 | 19,829     | 1      | 122     | -   | 0.6%  | 1,533  | -      | 646,851     | 465,372     | 34.6 |
| <b>Northern Mariana Islands</b> | 28 Mar 2020 | 06-Dec-21 | 1,182      | -      | 5       | -   | 0.4%  | 2,066  |        | 41,133      | 37,078      | 71.5 |
| <b>North Korea</b>              | 24 Jul 2020 | 25-Jul-20 | 1          | -      | -       | -   | 0.0%  | 0      |        |             |             |      |
| <b>Solomon Islands</b>          | 03 Oct 2020 | 16-Apr-21 | 20         | -      | -       | -   | 0.0%  | 3      |        | 161,521     | 46,525      | 6.6  |
| <b>Wallis et Futuna</b>         | 17 Oct 2020 | 03-Dec-21 | 454        | -      | 7       | -   | 1.5%  | 2,833  |        | 6,016       | 5,923       | 53.4 |
| <b>Marshall Islands</b>         | 26 Oct 2020 | 17-Nov-20 | 4          | -      | -       | -   | 0.0%  | 7      |        | 25,460      | 22,345      | 28.7 |
| <b>Vanuatu</b>                  | 11 Nov 2020 | 24-Oct-21 | 6          | -      | 1       | -   | 16.7% | 2      |        | 96,141      | 45,349      | 14.4 |
| <b>Samoa</b>                    | 18 Nov 2020 | 12-Feb-21 | 3          | -      | -       | -   | 0.0%  | 2      |        | 139,865     | 108,864     | 54.4 |
| <b>Micronesia</b>               | 11 Jan 2021 | 11-Jan-21 | 1          | -      | -       | -   | 0.0%  | 1      |        | 47,930      | 42,664      | 41.7 |

|                 |                                      |             |           |            |        |         |       |      |        |       |             |             |      |
|-----------------|--------------------------------------|-------------|-----------|------------|--------|---------|-------|------|--------|-------|-------------|-------------|------|
|                 | <b>Palau</b>                         | 31 May 2021 | 08-Oct-21 | 8          | -      | -       | -     | 0.0% | 44     |       | 18,559      | 15,873      | 73.7 |
|                 | <b>Tonga</b>                         | 05 Nov 2021 | 05-Nov-21 | 1          | -      |         |       |      | 1      |       | 73,296      | 46,239      | 43.3 |
| <b>AMERICAS</b> | <b>USA</b>                           | 21 Jan 2020 | 07-Dec-21 | 50,223,452 | 74,127 | 811,449 | 1,195 | 1.6% | 15,301 | 2,683 | 236,018,871 | 197,787,696 | 59.6 |
|                 | <b>Canada</b>                        | 25 Jan 2020 | 07-Dec-21 | 1,814,625  | 2,406  | 29,821  | 21    | 1.6% | 4,775  | 2,328 | 30,916,886  | 29,121,791  | 76.5 |
|                 | <b>Brazil</b>                        | 26 Feb 2020 | 07-Dec-21 | 22,153,064 | 369    | 616,019 | -     | 2.8% | 10,462 | 93    | 164,604,790 | 137,355,248 | 64.2 |
|                 | <b>Mexico</b>                        | 28 Feb 2020 | 06-Dec-21 | 3,902,015  | -      | 295,312 | -     | 7.6% | 3,059  | 105   | 78,268,776  | 65,422,436  | 50.2 |
|                 | <b>Saint Martin</b>                  | 01 Mar 2020 | 28-Nov-21 | 3,973      | -      | 56      | -     | 1.4% | 10,455 |       |             |             |      |
|                 | <b>Ecuador</b>                       | 01 Mar 2020 | 05-Dec-21 | 529,349    | -      | 33,484  | -     | 6.3% | 3,047  | 136   | 13,796,237  | 11,501,793  | 64.3 |
|                 | <b>Dominican Republic</b>            | 01 Mar 2020 | 07-Dec-21 | 409,002    | 254    | 4,212   | -     | 1.0% | 3,809  | -     | 6,891,011   | 5,620,848   | 51.3 |
|                 | <b>Chile</b>                         | 03 Mar 2020 | 07-Dec-21 | 1,775,212  | 1,164  | 38,535  | 4     | 2.2% | 9,367  | 4,350 | 16,903,669  | 16,222,466  | 84.4 |
|                 | <b>Argentina</b>                     | 03 Mar 2020 | 07-Dec-21 | 5,346,242  | 3,089  | 116,703 | 23    | 2.2% | 11,897 | 545   | 36,993,929  | 30,265,301  | 66.4 |
|                 | <b>Peru</b>                          | 05 Mar 2020 | 06-Dec-21 | 2,245,146  | -      | 201,421 | -     | 9.0% | 6,906  | -     | 22,749,614  | 18,906,381  | 56.7 |
|                 | <b>Costa Rica</b>                    | 06 Mar 2020 | 06-Dec-21 | 567,614    | -      | 7,318   | -     | 1.3% | 11,245 | -     | 3,887,480   | 3,215,091   | 62.6 |
|                 | <b>Colombia</b>                      | 06 Mar 2020 | 07-Dec-21 | 5,084,466  | 1,704  | 128,874 | 53    | 2.5% | 10,100 | 1,077 | 38,371,156  | 25,168,977  | 49.1 |
|                 | <b>French Guiana</b>                 | 06 Mar 2020 | 07-Dec-21 | 46,261     | 56     | 329     | -     | 0.7% | 23,662 |       |             |             |      |
|                 | <b>Martinique</b>                    | 06 Mar 2020 | 30-Nov-21 | 45,501     | -      | 718     | -     | 1.6% | 10,511 |       |             |             |      |
|                 | <b>Paraguay</b>                      | 07 Mar 2020 | 06-Dec-21 | 463,427    | -      | 16,479  | -     | 3.6% | 6,578  | 418   | 3,395,632   | 2,703,605   | 37.5 |
|                 | <b>Panama</b>                        | 10 Mar 2020 | 05-Dec-21 | 479,053    | -      | 7,374   | -     | 1.5% | 11,281 | 1,772 | 3,011,742   | 2,438,042   | 55.6 |
|                 | <b>Bolivia</b>                       | 10 Mar 2020 | 06-Dec-21 | 544,666    | -      | 19,247  | -     | 3.5% | 4,731  | 703   | 5,148,121   | 4,241,829   | 35.9 |
|                 | <b>Honduras</b>                      | 11 Mar 2020 | 06-Dec-21 | 378,351    | -      | 10,416  | -     | 2.8% | 3,882  |       | 4,395,843   | 3,622,891   | 36.0 |
|                 | <b>Cuba</b>                          | 11 Mar 2020 | 07-Dec-21 | 963,269    | 75     | 8,311   | 1     | 0.9% | 8,499  | -     | 10,192,588  | 9,286,956   | 82.1 |
|                 | <b>Guyana</b>                        | 11 Mar 2020 | 06-Dec-21 | 38,217     | -      | 1,008   | -     | 2.6% | 4,882  |       | 402,142     | 280,637     | 35.5 |
|                 | <b>Jamaica</b>                       | 12 Mar 2020 | 07-Dec-21 | 91,554     | 18     | 2,411   | 1     | 2.6% | 3,105  | 345   | 684,379     | 524,454     | 17.6 |
|                 | <b>St Vincent and the Grenadines</b> | 12 Mar 2020 | 05-Dec-21 | 5,623      | -      | 76      | -     | 1.4% | 5,085  | 1,657 | 31,696      | 23,388      | 21.0 |
|                 | <b>Saint Lucia</b>                   | 13 Mar 2020 | 06-Dec-21 | 13,052     | -      | 283     | -     | 2.2% | 7,140  |       | 54,804      | 47,268      | 25.6 |
|                 | <b>Trinidad and Tobago</b>           | 13 Mar 2020 | 07-Dec-21 | 76,601     | 666    | 2,303   | 22    | 3.0% | 5,491  | -     | 649,300     | 648,651     | 46.2 |
|                 | <b>Venezuela</b>                     | 13 Mar 2020 | 06-Dec-21 | 435,461    | -      | 5,202   | -     | 1.2% | 1,527  |       | 16,415,684  | 9,858,581   | 34.3 |
|                 | <b>Guatemala</b>                     | 13 Mar 2020 | 06-Dec-21 | 619,891    | -      | 15,992  | -     | 2.6% | 3,733  | 121   | 6,098,045   | 4,185,597   | 22.9 |
|                 | <b>Uruguay</b>                       | 13 Mar 2020 | 06-Dec-21 | 401,103    | -      | 6,136   | -     | 1.5% | 11,587 | 3,153 | 2,753,556   | 2,661,067   | 76.4 |
|                 | <b>Curacao</b>                       | 13 Mar 2020 | 07-Dec-21 | 17,502     | 15     | 180     | -     | 1.0% | 11,110 |       | 103,136     | 95,519      | 58.0 |

|                                  |                |             |           |           |        |         |      |        |        |           |            |            |      |
|----------------------------------|----------------|-------------|-----------|-----------|--------|---------|------|--------|--------|-----------|------------|------------|------|
| <b>Puerto Rico</b>               | 13 Mar 2020    | 06-Dec-21   | 188,891   | -         | 3,273  | -       | 1.7% | 5,914  |        | 2,741,681 | 2,385,377  | 74.7       |      |
| <b>Suriname</b>                  | 13 Mar 2020    | 06-Dec-21   | 51,052    | -         | 1,174  | -       | 2.3% | 8,781  |        | 258,720   | 221,717    | 37.5       |      |
| <b>Antigua and Barbuda</b>       | 13 Mar 2020    | 06-Dec-21   | 4,148     | -         | 117    | -       | 2.8% | 4,271  | -      | 61,662    | 56,989     | 57.7       |      |
| <b>Guadeloupe</b>                | 13 Mar 2020    | 02-Dec-21   | 55,284    | -         | 748    | -       | 1.4% | 12,479 |        |           |            |            |      |
| <b>Cayman Islands</b>            | 13 Mar 2020    | 06-Dec-21   | 7,663     | -         | 9      | -       | 0.1% | 11,799 |        | 58,143    | 56,187     | 84.5       |      |
| <b>Aruba</b>                     | 14 Mar 2020    | 07-Dec-21   | 16,484    | 24        | 175    | 1       | 1.1% | 15,505 |        | 83,795    | 78,215     | 73.0       |      |
| <b>Bahamas</b>                   | 15 Mar 2020    | 05-Dec-21   | 22,839    | -         | 705    | -       | 3.1% | 5,864  | 1,054  | 151,709   | 138,266    | 34.8       |      |
| <b>US Virgin Islands</b>         | 16 Mar 2020    | 06-Dec-21   | 7,549     | -         | 87     | -       | 1.2% | 7,080  |        | 61,010    | 52,478     | 49.4       |      |
| <b>Sint Maarten</b>              | 17 Mar 2020    | 06-Dec-21   | 4,608     | -         | 75     | -       | 1.6% | 11,313 |        | 26,935    | 24,921     | 57.4       |      |
| <b>Montserrat</b>                | 17 Mar 2020    | 09-Oct-21   | 41        | -         | 1      | -       | 2.4% | 439    |        | 1,531     | 1,417      | 28.5       |      |
| <b>Barbados</b>                  | 17 Mar 2020    | 05-Dec-21   | 26,200    | -         | 240    | -       | 0.9% | 9,128  |        | 153,984   | 138,096    | 48.0       |      |
| <b>El Salvador</b>               | 18 Mar 2020    | 06-Dec-21   | 119,803   | -         | 3,789  | -       | 3.2% | 1,856  | -      | 4,441,851 | 4,088,015  | 62.7       |      |
| <b>Nicaragua</b>                 | 18 Mar 2020    | 30-Nov-21   | 17,254    | -         | 210    | -       | 1.2% | 264    |        | 4,053,890 | 2,322,298  | 34.7       |      |
| <b>Bermuda</b>                   | 18 Mar 2020    | 02-Dec-21   | 5,751     | -         | 106    | -       | 1.8% | 8,997  |        | 48,464    | 47,365     | 76.3       |      |
| <b>Haiti</b>                     | 19 Mar 2020    | 06-Dec-21   | 25,638    | -         | 750    | -       | 2.9% | 228    |        | 118,222   | 66,888     | 0.6        |      |
| <b>Dominica</b>                  | 22 Mar 2020    | 01-Dec-21   | 6,086     | -         | 42     | -       | 0.7% | 8,475  |        | 28,908    | 26,852     | 37.2       |      |
| <b>Grenada</b>                   | 22 Mar 2020    | 06-Dec-21   | 5,909     | -         | 200    | -       | 3.4% | 5,276  |        | 40,561    | 34,593     | 30.6       |      |
| <b>Belize</b>                    | 23 Mar 2020    | 06-Dec-21   | 30,824    | -         | 582    | -       | 1.9% | 7,896  | 1,907  | 228,517   | 195,230    | 48.2       |      |
| <b>Turks and Caicos Islands</b>  | 23 Mar 2020    | 04-Dec-21   | 3,107     | -         | 25     | -       | 0.8% | 8,135  |        | 29,210    | 27,133     | 69.2       |      |
| <b>Saint Kitts and Nevis</b>     | 24 Mar 2020    | 04-Dec-21   | 2,790     | -         | 28     | -       | 1.0% | 5,282  | 2,336  | 27,927    | 24,997     | 46.7       |      |
| <b>British Virgin Islands</b>    | 25 Mar 2020    | 04-Dec-21   | 2,816     | -         | 38     | -       | 1.3% | 9,377  |        | 18,288    | 16,704     | 54.9       |      |
| <b>Anguilla</b>                  | 26 Mar 2020    | 06-Dec-21   | 1,469     | -         | 4      | -       | 0.3% | 11,083 |        | 10,038    | 9,213      | 60.9       |      |
| <b>Caribbean Netherlands</b>     | 01 Apr 2020    | 06-Dec-21   | 3,057     | -         | 22     | -       | 0.7% | 16,972 |        | 19,109    | 16,736     | 63.3       |      |
| <b>Falkland Islands</b>          | 03 Apr 2020    | 01-Dec-21   | 83        | -         | -      | -       | 0.0% | 3,146  |        | 2,632     | 1,775      | 50.3       |      |
| <b>Saint Pierre and Miquelon</b> | 05 Apr 2020    | 06-Dec-21   | 91        | -         | -      | -       | 0.0% | 1,298  |        |           |            |            |      |
| <b>Saint Barthelemy</b>          | 25 Jul 2020    | 28-Nov-21   | 1,603     | -         | 6      | -       | 0.4% | 18,970 |        |           |            |            |      |
| <b>EUROPE</b>                    | <b>France</b>  | 24 Jan 2020 | 06-Dec-21 | 7,928,572 | -      | 119,535 | -    | 1.5%   | 11,823 |           | 52,095,344 | 47,477,701 | 70.3 |
|                                  | <b>Germany</b> | 27 Jan 2020 | 07-Dec-21 | 6,286,193 | 51,592 | 104,361 | 448  | 1.7%   | 7,562  | 2,304     | 59,931,986 | 57,436,468 | 68.5 |



|  |             |           |            |        |         |       |      |        |        |            |            |      |
|--|-------------|-----------|------------|--------|---------|-------|------|--------|--------|------------|------------|------|
| <b>Finland</b>                         | 29 Jan 2020 | 07-Dec-21 | 196,180    | 1,542  | 1,384   | 1     | 0.7% | 3,554  | 3,357  | 4,304,173  | 4,055,118  | 73.1 |
| <b>Italy</b>                           | 30 Jan 2020 | 07-Dec-21 | 5,134,318  | 15,742 | 134,386 | 99    | 2.6% | 8,515  | 11,408 | 47,434,836 | 44,182,691 | 73.2 |
| <b>Russian Federation</b>              | 31 Jan 2020 | 07-Dec-21 | 9,864,845  | 31,096 | 283,644 | 1,182 | 2.9% | 6,833  | 6,263  | 68,105,369 | 58,798,583 | 40.3 |
| <b>Spain</b>                           | 31 Jan 2020 | 03-Dec-21 | 5,202,958  | -      | 88,159  | -     | 1.7% | 11,052 | 1,773  | 38,409,145 | 37,655,150 | 80.6 |
| <b>Sweden</b>                          | 31 Jan 2020 | 07-Dec-21 | 1,219,557  | 2,246  | 15,177  | 7     | 1.2% | 11,857 |        | 7,611,128  | 7,179,328  | 70.7 |
| <b>United Kingdom of Great Britain</b> | 31 Jan 2020 | 07-Dec-21 | 10,560,341 | 45,102 | 145,826 | 180   | 1.4% | 15,801 | 13,531 | 51,118,266 | 46,557,413 | 68.3 |
| <b>Belgium</b>                         | 05 Feb 2020 | 07-Dec-21 | 1,868,906  | 13,844 | 27,319  | 43    | 1.5% | 16,274 | 9,464  | 8,850,517  | 8,712,921  | 74.9 |
| <b>Switzerland</b>                     | 25 Feb 2020 | 07-Dec-21 | 1,073,333  | 9,867  | 11,677  | 49    | 1.1% | 12,517 | 7,198  | 5,865,662  | 5,727,215  | 65.7 |
| <b>Austria</b>                         | 25 Feb 2020 | 07-Dec-21 | 1,207,336  | 4,233  | 12,921  | 77    | 1.1% | 13,601 | 55,319 | 6,403,918  | 6,051,450  | 66.9 |
| <b>Croatia</b>                         | 25 Feb 2020 | 07-Dec-21 | 635,027    | 3,262  | 11,329  | 60    | 1.8% | 15,612 | 4,565  | 2,207,786  | 1,981,397  | 48.5 |
| <b>Norway</b>                          | 26 Feb 2020 | 07-Dec-21 | 289,611    | 2,488  | 1,096   | -     | 0.4% | 5,415  | 2,743  | 4,247,550  | 3,855,446  | 70.5 |
| <b>Romania</b>                         | 26 Feb 2020 | 07-Dec-21 | 1,788,260  | 1,421  | 57,260  | 107   | 3.2% | 9,239  | 3,868  | 7,766,483  | 7,522,127  | 39.3 |
| <b>Estonia</b>                         | 26 Feb 2020 | 07-Dec-21 | 225,837    | 543    | 1,826   | 1     | 0.8% | 17,024 | 4,741  | 830,815    | 793,696    | 59.9 |
| <b>Georgia</b>                         | 26 Feb 2020 | 07-Dec-21 | 871,580    | 4,509  | 12,466  | 59    | 1.4% | 23,427 | -      | 1,227,371  | 1,023,779  | 25.7 |
| <b>North Macedonia</b>                 | 26 Feb 2020 | 07-Dec-21 | 217,775    | 375    | 7,674   | 16    | 3.5% | 10,453 | 2,167  | 885,888    | 789,905    | 37.9 |
| <b>Greece</b>                          | 26 Feb 2020 | 07-Dec-21 | 978,402    | 7,254  | 18,815  | 99    | 1.9% | 9,130  | 41,142 | 7,164,041  | 6,680,208  | 64.4 |
| <b>Denmark</b>                         | 27 Feb 2020 | 07-Dec-21 | 522,581    | 6,324  | 2,965   | 9     | 0.6% | 8,981  | 34,020 | 4,600,643  | 4,470,780  | 76.9 |
| <b>San Marino</b>                      | 27 Feb 2020 | 05-Dec-21 | 6,217      | -      | 94      | -     | 1.5% | 18,361 |        | 25,455     | 22,379     | 65.8 |
| <b>Lithuania</b>                       | 27 Feb 2020 | 06-Dec-21 | 482,458    | -      | 6,886   | -     | 1.4% | 17,312 | 7,291  | 1,880,947  | 1,793,620  | 66.7 |
| <b>Netherlands</b>                     | 27 Feb 2020 | 07-Dec-21 | 2,790,830  | 17,911 | 19,770  | 68    | 0.7% | 16,101 | 5,948  | 13,250,117 | 12,721,528 | 74.1 |
| <b>Azerbaijan</b>                      | 27 Feb 2020 | 07-Dec-21 | 598,503    | 1,530  | 8,004   | 21    | 1.3% | 5,971  | 1,409  | 5,098,684  | 4,593,286  | 44.9 |
| <b>Belarus</b>                         | 28 Feb 2020 | 07-Dec-21 | 666,137    | 1,012  | 5,193   | 17    | 0.8% | 7,037  | 2,637  | 3,618,830  | 2,712,219  | 28.7 |
| <b>Iceland</b>                         | 28 Feb 2020 | 07-Dec-21 | 18,765     | 123    | 35      | -     | 0.2% | 5,194  | 6,225  | 285,726    | 281,402    | 82.0 |
| <b>Ireland</b>                         | 28 Feb 2020 | 07-Dec-21 | 602,726    | 5,565  | 5,707   | -     | 0.9% | 12,197 | 6,509  | 3,867,933  | 3,803,272  | 76.3 |
| <b>Monaco</b>                          | 29 Feb 2020 | 07-Dec-21 | 3,942      | 40     | 36      | -     | 0.9% | 10,117 |        | 26,672     | 23,308     | 59.0 |
| <b>Czech Republic</b>                  | 01 Mar 2020 | 07-Dec-21 | 2,262,666  | 15,599 | 33,902  | 134   | 1.5% | 21,206 |        | 6,703,418  | 6,426,570  | 59.9 |
| <b>Luxembourg</b>                      | 01 Mar 2020 | 07-Dec-21 | 91,908     | 199    | 888     | 3     | 1.0% | 14,826 | 6,322  | 449,972    | 429,705    | 67.7 |
| <b>Armenia</b>                         | 01 Mar 2020 | 07-Dec-21 | 341,058    | 240    | 7,718   | 27    | 2.3% | 11,531 | 2,932  | 799,403    | 436,861    | 14.7 |
| <b>Latvia</b>                          | 02 Mar 2020 | 07-Dec-21 | 258,419    | 860    | 4,300   | 23    | 1.7% | 13,510 | 6,299  | 1,284,581  | 1,211,442  | 64.9 |

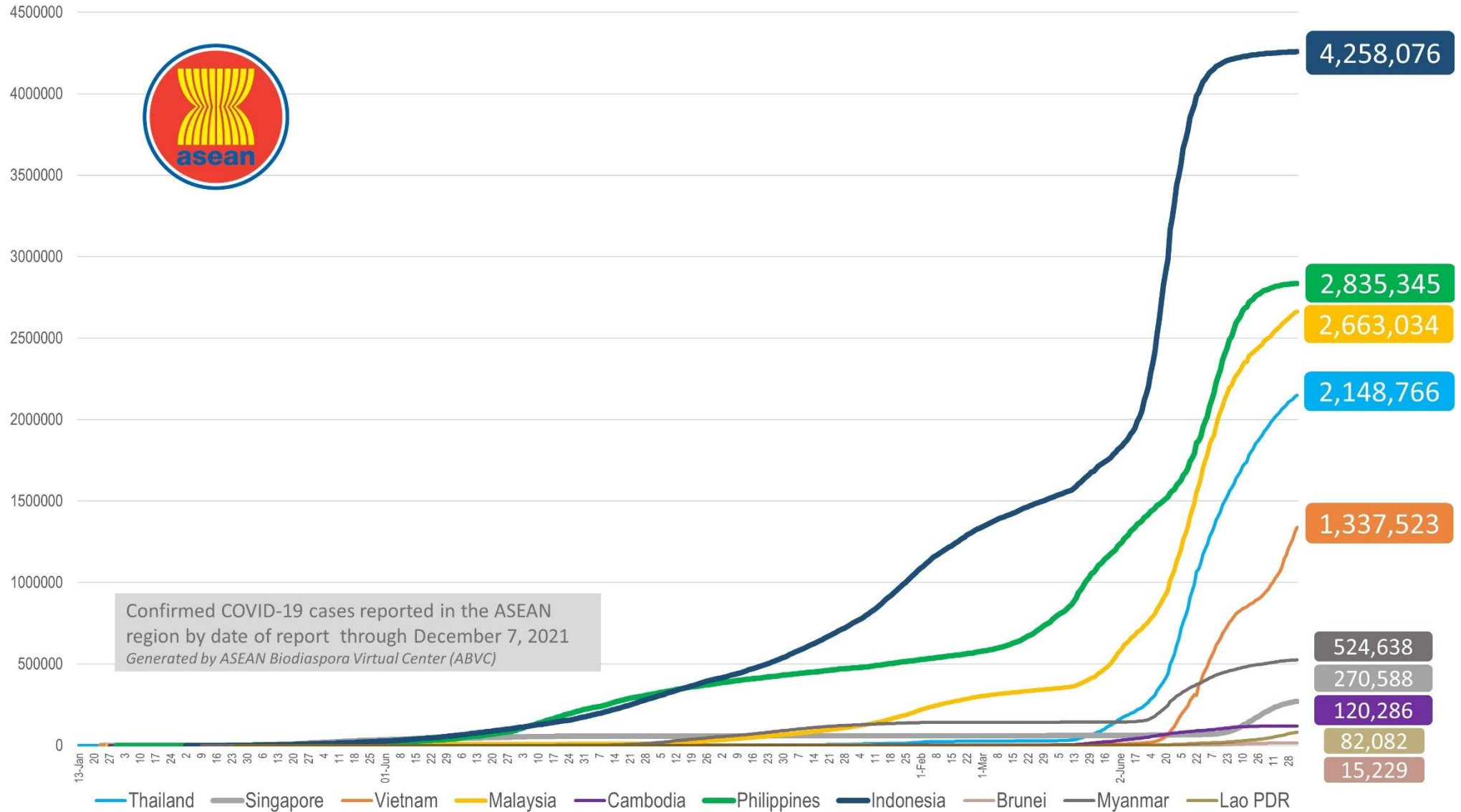
|                    |                               |             |           |           |        |         |     |      |        |        |            |            |       |
|--------------------|-------------------------------|-------------|-----------|-----------|--------|---------|-----|------|--------|--------|------------|------------|-------|
|                    | <b>Portugal</b>               | 02 Mar 2020 | 07-Dec-21 | 1,172,420 | 3,417  | 18,572  | 21  | 1.6% | 11,417 | 9,874  | 9,053,901  | 9,005,089  | 88.6  |
|                    | <b>Andorra</b>                | 02 Mar 2020 | 07-Dec-21 | 18,815    | 184    | 133     | -   | 0.7% | 24,390 | 5,652  | 54,999     | 49,535     | 64.0  |
|                    | <b>Liechtenstein</b>          | 03 Mar 2020 | 07-Dec-21 | 5,050     | 109    | 64      | 2   | 1.3% | 13,283 | 9,298  | 25,770     | 25,169     | 65.8  |
|                    | <b>Ukraine</b>                | 03 Mar 2020 | 07-Dec-21 | 3,510,610 | 8,655  | 88,986  | 467 | 2.5% | 7,909  | 1,113  | 13,826,161 | 11,942,418 | 27.5  |
|                    | <b>Slovenia</b>               | 04 Mar 2020 | 07-Dec-21 | 432,793   | 1,954  | 5,336   | 19  | 1.2% | 20,728 | 2,919  | 1,235,290  | 1,159,685  | 55.8  |
|                    | <b>Hungary</b>                | 04 Mar 2020 | 07-Dec-21 | 1,161,879 | 4,311  | 35,835  | 224 | 3.1% | 11,892 | 5,208  | 6,162,758  | 5,870,466  | 60.9  |
|                    | <b>Poland</b>                 | 04 Mar 2020 | 07-Dec-21 | 3,704,040 | 19,369 | 86,205  | 505 | 2.3% | 9,755  | 3,193  | 20,976,105 | 20,526,976 | 54.3  |
|                    | <b>Faroe Islands</b>          | 04 Mar 2020 | 07-Dec-21 | 4,053     | 96     | 13      | -   | 0.3% | 8,326  |        | 40,205     | 38,142     | 77.8  |
|                    | <b>Bosnia and Herzegovina</b> | 05 Mar 2020 | 07-Dec-21 | 279,179   | 668    | 12,814  | 34  | 4.6% | 8,457  | 1,232  | 833,233    | 720,641    | 22.1  |
|                    | <b>Gibraltar</b>              | 05 Mar 2020 | 07-Dec-21 | 7,402     | 26     | 100     | -   | 1.4% | 21,964 |        | 41,002     | 39,840     | 118.3 |
|                    | <b>Slovakia</b>               | 06 Mar 2020 | 07-Dec-21 | 739,544   | 7,049  | 15,004  | 104 | 2.0% | 13,559 | 11,670 | 2,664,361  | 2,356,712  | 43.2  |
|                    | <b>Serbia</b>                 | 06 Mar 2020 | 07-Dec-21 | 1,267,112 | 1,884  | 11,995  | 40  | 0.9% | 18,245 | 2,460  | 3,272,681  | 3,136,806  | 45.7  |
|                    | <b>Vatican City</b>           | 06 Mar 2020 | 17-Oct-20 | 27        | -      | -       | -   | 0.0% | 2,932  |        |            |            |       |
|                    | <b>Malta</b>                  | 07 Mar 2020 | 07-Dec-21 | 40,101    | 86     | 468     | -   | 1.2% | 7,978  | 6,847  | 436,151    | 432,959    | 83.9  |
|                    | <b>Moldova</b>                | 07 Mar 2020 | 07-Dec-21 | 367,339   | 588    | 9,270   | 26  | 2.5% | 13,822 | -      | 948,882    | 946,989    | 23.5  |
|                    | <b>Bulgaria</b>               | 08 Mar 2020 | 06-Dec-21 | 705,586   | -      | 29,060  | -   | 4.1% | 10,115 | 4,753  | 1,786,530  | 1,808,240  | 26.2  |
|                    | <b>Albania</b>                | 09 Mar 2020 | 07-Dec-21 | 202,295   | 393    | 3,122   | 7   | 1.5% | 7,088  | -      | 1,084,071  | 975,573    | 34.0  |
|                    | <b>Cyprus</b>                 | 09 Mar 2020 | 07-Dec-21 | 138,157   | 619    | 602     | -   | 0.4% | 11,527 | 76,366 | 628,634    | 587,718    | 65.6  |
|                    | <b>Channel Islands</b>        | 09 Mar 2020 | 07-Dec-21 | 4,745     | 112    | 23      | -   | 0.5% | 7,274  |        | 32,969     | 13,618     | 21.5  |
|                    | <b>Jersey</b>                 | 10 Mar 2020 | 07-Dec-21 | 14,961    | 119    | 82      | -   | 0.5% | 16,475 |        | 80,111     | 75,561     | 74.8  |
|                    | <b>Kazakhstan</b>             | 13 Mar 2020 | 07-Dec-21 | 976,327   | 545    | 12,791  | 6   | 1.3% | 5,273  | -      | 8,783,874  | 8,182,339  | 43.1  |
|                    | <b>Kosovo</b>                 | 13 Mar 2020 | 07-Dec-21 | 161,139   | 4      | 2,985   | -   | 1.9% | 8,981  |        |            |            |       |
|                    | <b>Uzbekistan</b>             | 15 Mar 2020 | 07-Dec-21 | 194,703   | 147    | 1,424   | 3   | 0.7% | 580    |        | 17,917,259 | 5,882,086  | 17.3  |
|                    | <b>Greenland</b>              | 16 Mar 2020 | 07-Dec-21 | 1,663     | 42     | -       | -   | 0.0% | 2,958  |        | 40,271     | 37,537     | 66.0  |
|                    | <b>Montenegro</b>             | 17 Mar 2020 | 07-Dec-21 | 158,838   | 215    | 2,334   | 3   | 1.5% | 25,531 |        | 277,326    | 259,738    | 41.4  |
|                    | <b>Kyrgyzstan</b>             | 18 Mar 2020 | 07-Dec-21 | 183,712   | 63     | 2,762   | 2   | 1.5% | 2,845  |        | 1,142,019  | 918,900    | 13.9  |
|                    | <b>Isle of Man</b>            | 19 Mar 2020 | 07-Dec-21 | 12,147    | 112    | 66      | -   | 0.5% | 14,361 |        | 68,389     | 64,849     | 75.9  |
|                    | <b>Tajikistan</b>             | 30 Apr 2020 | 20-Nov-21 | 17,095    | -      | 124     | -   | 0.7% | 183    |        | 3,024,020  | 2,555,173  | 26.2  |
| <b>MIDDLE EAST</b> | <b>UAE</b>                    | 29 Jan 2020 | 07-Dec-21 | 742,438   | 62     | 2,149   | -   | 0.3% | 7,599  | -      | 9,801,529  | 8,832,256  | 88.4  |
|                    | <b>Iran</b>                   | 19 Feb 2020 | 07-Dec-21 | 6,141,335 | 3,514  | 130,356 | 79  | 2.1% | 7,407  | 1,711  | 58,094,169 | 48,149,791 | 56.6  |
|                    | <b>Israel</b>                 | 21 Feb 2020 | 07-Dec-21 | 1,347,353 | 683    | 8,210   | 1   | 0.6% | 14,882 | 11,219 | 6,378,820  | 5,783,404  | 62.3  |
|                    | <b>Lebanon</b>                | 21 Feb 2020 | 07-Dec-21 | 681,332   | 1,707  | 8,795   | 10  | 1.3% | 9,938  | -      | 1,960,822  | 1,717,708  | 25.4  |

|                          |                                     |             |           |           |        |        |      |        |        |           |            |            |      |  |
|--------------------------|-------------------------------------|-------------|-----------|-----------|--------|--------|------|--------|--------|-----------|------------|------------|------|--|
|                          | <b>Kuwait</b>                       | 24 Feb 2020 | 07-Dec-21 | 413,555   | 31     | 2,465  | -    | 0.6%   | 9,830  | 5,145     | 3,304,574  | 3,165,385  | 73.1 |  |
|                          | <b>Oman</b>                         | 24 Feb 2020 | 07-Dec-21 | 304,631   | 19     | 4,113  | -    | 1.4%   | 6,123  |           | 3,310,409  | 2,828,176  | 54.1 |  |
|                          | <b>Bahrain</b>                      | 24 Feb 2020 | 07-Dec-21 | 277,894   | 38     | 1,394  | -    | 0.5%   | 16,933 | 12,866    | 1,190,802  | 1,162,716  | 66.5 |  |
|                          | <b>Iraq</b>                         | 24 Feb 2020 | 07-Dec-21 | 2,085,586 | 625    | 23,919 | 16   | 1.1%   | 5,306  | 598       | 7,691,071  | 4,858,405  | 11.8 |  |
|                          | <b>Qatar</b>                        | 29 Feb 2020 | 07-Dec-21 | 244,545   | 158    | 611    | -    | 0.2%   | 8,635  | -         | 2,360,308  | 2,218,292  | 75.7 |  |
|                          | <b>Saudi Arabia</b>                 | 02 Mar 2020 | 07-Dec-21 | 549,997   | 42     | 8,847  | 2    | 1.6%   | 1,605  | 1,568     | 24,701,843 | 22,654,356 | 64.1 |  |
|                          | <b>Jordan</b>                       | 02 Mar 2020 | 07-Dec-21 | 988,159   | 6,392  | 11,817 | 30   | 1.2%   | 9,782  | 5,502     | 4,187,105  | 3,786,039  | 36.9 |  |
|                          | <b>Palestine</b>                    | 05 Mar 2020 | 06-Dec-21 | 462,621   | -      | 4,822  | -    | 1.0%   | 9,874  |           | 1,986,530  | 1,386,990  | 26.6 |  |
|                          | <b>Syria</b>                        | 22 Mar 2020 | 06-Dec-21 | 48,709    | -      | 2,782  | -    | 5.7%   | 285    |           | 890,837    | 739,210    | 4.0  |  |
|                          | <b>Yemen</b>                        | 10 Apr 2020 | 07-Dec-21 | 10,043    | 9      | 1,955  | -    | 19.5%  | 34     |           | 556,652    | 366,587    | 1.2  |  |
| <b>AFRICA</b>            | <b>Egypt</b>                        | 14 Feb 2020 | 06-Dec-21 | 364,033   | -      | 20,770 | -    | 5.7%   | 363    |           | 27,299,203 | 16,487,356 | 15.8 |  |
|                          | <b>Algeria</b>                      | 25 Feb 2020 | 07-Dec-21 | 211,859   | 197    | 6,114  | 3    | 2.9%   | 492    |           | 6,875,003  | 5,391,232  | 12.1 |  |
|                          | <b>Nigeria</b>                      | 28 Feb 2020 | 06-Dec-21 | 214,789   | -      | 2,980  | -    | 1.4%   | 107    | 75        | 7,131,832  | 3,785,359  | 1.8  |  |
|                          | <b>Tunisia</b>                      | 02 Mar 2020 | 06-Dec-21 | 718,498   | -      | 25,403 | -    | 3.5%   | 6,144  | 265       | 6,187,495  | 5,247,095  | 44.0 |  |
|                          | <b>Morocco</b>                      | 02 Mar 2020 | 07-Dec-21 | 950,801   | 158    | 14,788 | -    | 1.6%   | 2,607  | 369       | 24,529,352 | 22,802,956 | 61.1 |  |
|                          | <b>Senegal</b>                      | 02 Mar 2020 | 07-Dec-21 | 74,036    | 5      | 1,886  | -    | 2.5%   | 454    | 66        | 1,328,153  | 930,046    | 5.4  |  |
|                          | <b>South Africa</b>                 | 05 Mar 2020 | 07-Dec-21 | 3,051,222 | 13,147 | 90,002 | 27   | 2.9%   | 5,211  | 1,005     | 17,840,592 | 14,948,436 | 24.9 |  |
|                          | <b>Cameroon</b>                     | 06 Mar 2020 | 01-Dec-21 | 107,148   | -      | 1,804  | -    | 1.7%   | 414    |           | 792,208    | 611,800    | 2.3  |  |
|                          | <b>Togo</b>                         | 06 Mar 2020 | 07-Dec-21 | 26,326    | 11     | 243    | -    | 0.9%   | 326    | 148       | 1,281,856  | 649,079    | 7.7  |  |
|                          | <b>Burkina Faso</b>                 | 09 Mar 2020 | 28-Nov-21 | 16,000    | -      | 286    | -    | 1.8%   | 79     |           | 364,565    | 297,231    | 1.4  |  |
|                          | <b>Democratic Republic of Congo</b> | 10 Mar 2020 | 06-Dec-21 | 58,858    | -      | 1,113  | -    | 1.9%   | 68     |           | 145,382    | 57,268     | 0.1  |  |
|                          | <b>Ivory Coast</b>                  | 11 Mar 2020 | 06-Dec-21 | 61,826    | -      | 706    | -    | 1.1%   | 240    | 96        | 3,120,320  | 1,408,460  | 5.2  |  |
|                          | <b>Reunion</b>                      | 11 Mar 2020 | 30-Nov-21 | 61,188    | -      | 384    | -    | 0.6%   | 7,875  |           |            |            |      |  |
|                          | <b>Ghana</b>                        | 13 Mar 2020 | 01-Dec-21 | 131,246   | -      | 1,228  | -    | 0.9%   | 431    | -         | 2,651,463  | 842,225    | 2.7  |  |
|                          | <b>Guinea</b>                       | 13 Mar 2020 | 29-Nov-21 | 30,770    | -      | 387    | -    | 1.3%   | 241    |           | 1,680,365  | 813,477    | 6.0  |  |
|                          | <b>Gabon</b>                        | 13 Mar 2020 | 06-Dec-21 | 37,511    | -      | 281    | -    | 0.7%   | 1,727  | 561       | 186,639    | 142,082    | 6.2  |  |
|                          | <b>Sudan</b>                        | 13 Mar 2020 | 06-Dec-21 | 44,170    | -      | 3,200  | -    | 7.2%   | 103    |           | 1,154,253  | 581,846    | 1.3  |  |
|                          | <b>Kenya</b>                        | 13 Mar 2020 | 07-Dec-21 | 255,544   | 75     | 5,337  | 2    | 2.1%   | 486    | -         | 4,938,175  | 2,954,835  | 5.4  |  |
|                          | <b>Ethiopia</b>                     | 13 Mar 2020 | 07-Dec-21 | 372,462   | 128    | 6,808  | 4    | 1.8%   | 332    | 42        | 8,606,341  | 1,452,584  | 1.2  |  |
|                          | <b>Central African Republic</b>     | 14 Mar 2020 | 02-Dec-21 | 11,742    | -      | 101    | -    | 0.9%   | 247    |           | 375,096    | 334,906    | 6.8  |  |
| <b>Seychelles</b>        | 14 Mar 2020                         | 01-Dec-21   | 23,537    | -         | 127    | -      | 0.5% | 24,110 |        | 81,937    | 77,951     | 78.8       |      |  |
| <b>Rwanda</b>            | 14 Mar 2020                         | 06-Dec-21   | 100,429   | -         | 1,343  | -      | 1.3% | 795    | 1,447  | 5,987,745 | 3,452,598  | 26.0       |      |  |
| <b>Namibia</b>           | 14 Mar 2020                         | 07-Dec-21   | 130,051   | 113       | 3,574  | -      | 2.7% | 5,213  | 757    | 366,698   | 307,891    | 11.9       |      |  |
| <b>Swaziland</b>         | 14 Mar 2020                         | 07-Dec-21   | 48,358    | 507       | 1,248  | -      | 2.6% | 4,212  |        | 290,582   | 274,474    | 23.4       |      |  |
| <b>Mauritania</b>        | 14 Mar 2020                         | 07-Dec-21   | 39,621    | 37        | 844    | 2      | 2.1% | 875    | -      | 1,088,628 | 694,029    | 14.5       |      |  |
| <b>Mayotte</b>           | 14 Mar 2020                         | 07-Dec-21   | 21,043    | 40        | 185    | -      | 0.9% | 13,231 |        |           |            |            |      |  |
| <b>Equatorial Guinea</b> | 15 Mar 2020                         | 02-Dec-21   | 13,599    | -         | 175    | -      | 1.3% | 1,003  | 313    | 247,933   | 198,691    | 13.7       |      |  |

|                              |             |           |                    |                |                  |              |             |       |     |           |           |      |
|------------------------------|-------------|-----------|--------------------|----------------|------------------|--------------|-------------|-------|-----|-----------|-----------|------|
| <b>Republic of Congo</b>     | 15 Mar 2020 | 30-Nov-21 | 18,970             | -              | 354              | -            | 1.9%        | 353   |     | 521,700   | 129,711   | 2.3  |
| <b>Benin</b>                 | 16 Mar 2020 | 01-Dec-21 | 24,863             | -              | 161              | -            | 0.6%        | 211   | -   | 774,881   | 652,351   | 5.2  |
| <b>Liberia</b>               | 16 Mar 2020 | 28-Nov-21 | 5,824              | -              | 287              | -            | 4.9%        | 118   |     | 506,647   | 476,276   | 9.2  |
| <b>Tanzania</b>              | 16 Mar 2020 | 30-Nov-21 | 26,270             | -              | 730              | -            | 2.8%        | 45    |     | 1,592,897 | 1,078,102 | 1.8  |
| <b>Somalia</b>               | 16 Mar 2020 | 02-Dec-21 | 23,051             | -              | 1,331            | -            | 5.8%        | 149   |     | 589,128   | 564,612   | 3.5  |
| <b>Gambia</b>                | 17 Mar 2020 | 28-Nov-21 | 9,992              | -              | 342              | -            | 3.4%        | 426   | 66  | 239,974   | 226,037   | 9.1  |
| <b>Zambia</b>                | 17 Mar 2020 | 07-Dec-21 | 210,374            | 47             | 3,668            | -            | 1.7%        | 1,178 | 290 | 806,611   | 740,961   | 3.9  |
| <b>Mauritius</b>             | 18 Mar 2020 | 06-Dec-21 | 22,156             | -              | 455              | -            | 2.1%        | 1,750 |     | 916,524   | 914,936   | 71.9 |
| <b>Djibouti</b>              | 18 Mar 2020 | 06-Dec-21 | 13,508             | -              | 188              | -            | 1.4%        | 1,387 |     | 78,388    | 26,087    | 2.6  |
| <b>Niger</b>                 | 19 Mar 2020 | 07-Dec-21 | 7,099              | 8              | 265              | 1            | 3.7%        | 30    |     | 507,223   | 464,413   | 1.9  |
| <b>Chad</b>                  | 19 Mar 2020 | 30-Nov-21 | 5,701              | -              | 181              | -            | 3.2%        | 36    |     | 198,522   | 76,504    | 0.5  |
| <b>Zimbabwe</b>              | 20 Mar 2020 | 06-Dec-21 | 141,601            | -              | 4,713            | -            | 3.3%        | 967   | 331 | 3,875,546 | 2,884,043 | 19.1 |
| <b>Cape Verde</b>            | 20 Mar 2020 | 07-Dec-21 | 38,460             | 7              | 351              | -            | 0.9%        | 6,994 |     | 299,770   | 250,238   | 44.5 |
| <b>Madagascar</b>            | 20 Mar 2020 | 03-Dec-21 | 44,800             | -              | 972              | -            | 2.2%        | 166   | -   | 589,003   | 541,160   | 1.9  |
| <b>Uganda</b>                | 21 Mar 2020 | 05-Dec-21 | 127,708            | -              | 3,258            | -            | 2.6%        | 288   | 129 | 3,838,439 | 912,983   | 1.9  |
| <b>Eritrea</b>               | 21 Mar 2020 | 07-Dec-21 | 7,513              | 29             | 62               | 1            | 0.8%        | 212   |     |           |           |      |
| <b>Angola</b>                | 21 Mar 2020 | 05-Dec-21 | 65,259             | -              | 1,735            | -            | 2.7%        | 205   |     | 6,737,721 | 3,280,340 | 9.7  |
| <b>Mozambique</b>            | 22 Mar 2020 | 07-Dec-21 | 152,120            | 120            | 1,941            | -            | 1.3%        | 501   | 4   | 6,685,501 | 4,114,267 | 12.8 |
| <b>Libya</b>                 | 24 Mar 2020 | 06-Dec-21 | 375,869            | -              | 5,514            | -            | 1.5%        | 5,546 |     | 1,737,773 | 700,473   | 10.1 |
| <b>Guinea-Bissau</b>         | 25 Mar 2020 | 02-Dec-21 | 6,444              | -              | 149              | -            | 2.3%        | 335   |     | 368,424   | 20,202    | 1.0  |
| <b>Mali</b>                  | 25 Mar 2020 | 07-Dec-21 | 18,112             | 141            | 619              | 1            | 3.4%        | 92    |     | 798,505   | 348,200   | 1.7  |
| <b>Botswana</b>              | 30 Mar 2020 | 03-Dec-21 | 195,552            | -              | 2,420            | -            | 1.2%        | 8,489 | 429 | 921,104   | 508,980   | 21.2 |
| <b>Sierra Leone</b>          | 31 Mar 2020 | 27-Nov-21 | 6,402              | -              | 121              | -            | 1.9%        | 82    |     | 703,231   | 361,089   | 4.4  |
| <b>Burundi</b>               | 31 Mar 2020 | 06-Dec-21 | 20,523             | -              | 14               | -            | 0.1%        | 178   |     | 1,834     | 1,000     | 0.0  |
| <b>Malawi</b>                | 02 Apr 2020 | 07-Dec-21 | 62,015             | 18             | 2,307            | -            | 3.7%        | 333   | -   | 1,194,939 | 617,998   | 3.2  |
| <b>South Sudan</b>           | 05 Apr 2020 | 06-Dec-21 | 12,823             | -              | 133              | -            | 1.0%        | 116   | -   | 185,148   | 133,315   | 1.2  |
| <b>Sao Tome and Principe</b> | 06 Apr 2020 | 05-Dec-21 | 3,733              | -              | 56               | -            | 1.5%        | 1,736 |     | 83,283    | 38,074    | 17.1 |
| <b>Comoros</b>               | 30 Apr 2020 | 06-Dec-21 | 4,548              | -              | 151              | -            | 3.3%        | 535   |     | 281,946   | 241,310   | 27.2 |
| <b>Lesotho</b>               | 13May 2020  | 02-Dec-21 | 21,838             | -              | 663              | -            | 3.0%        | 1,028 |     | 581,857   | 572,287   | 26.5 |
|                              |             |           | <b>252,171,017</b> | <b>361,290</b> | <b>4,977,372</b> | <b>3,089</b> | <b>2.0%</b> |       |     |           |           |      |

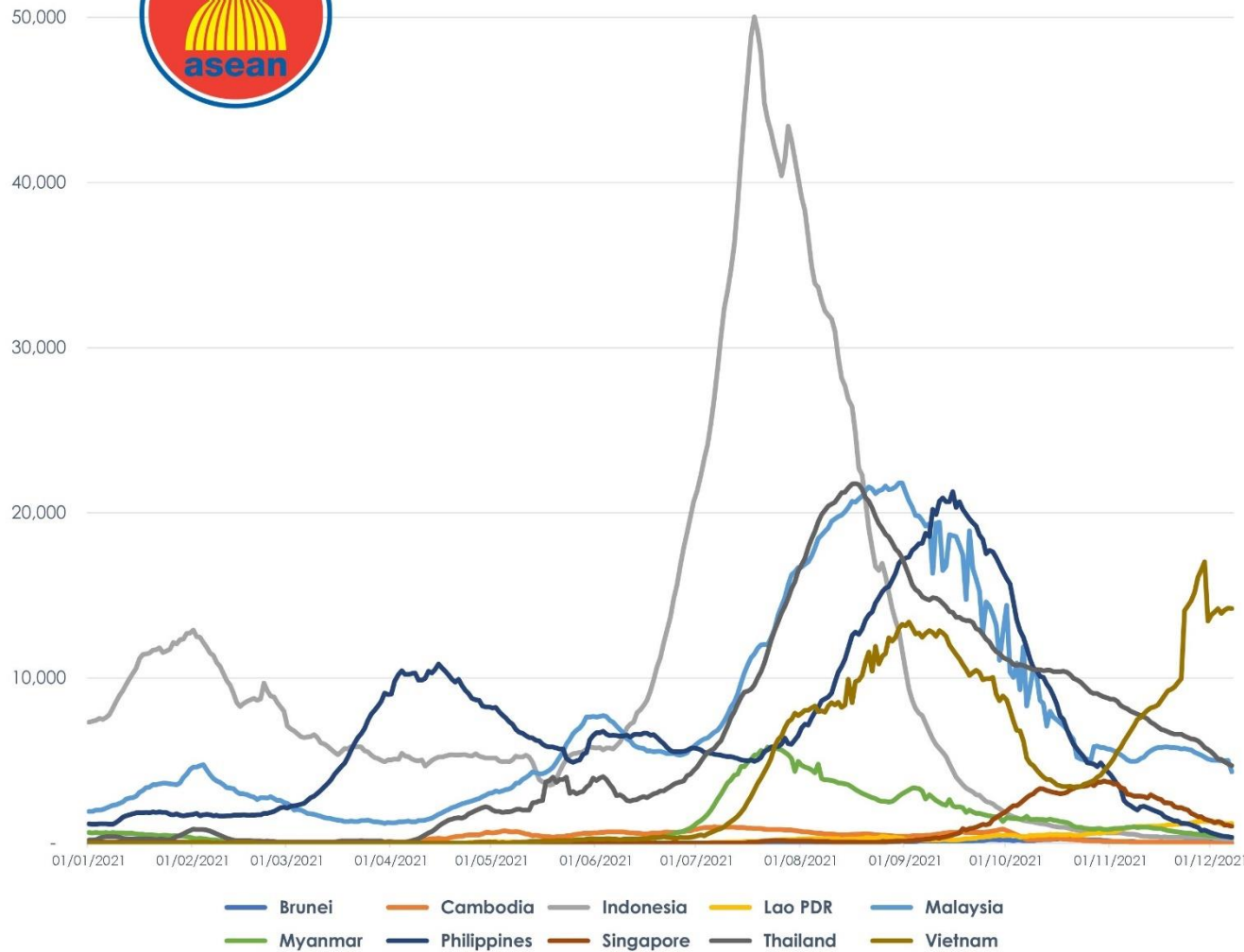
# COVID-19 Epi curve among ASEAN Countries

as of 7 December 2021



# 7-Day Rolling Average of COVID-19 new cases

as of 7 December 2021

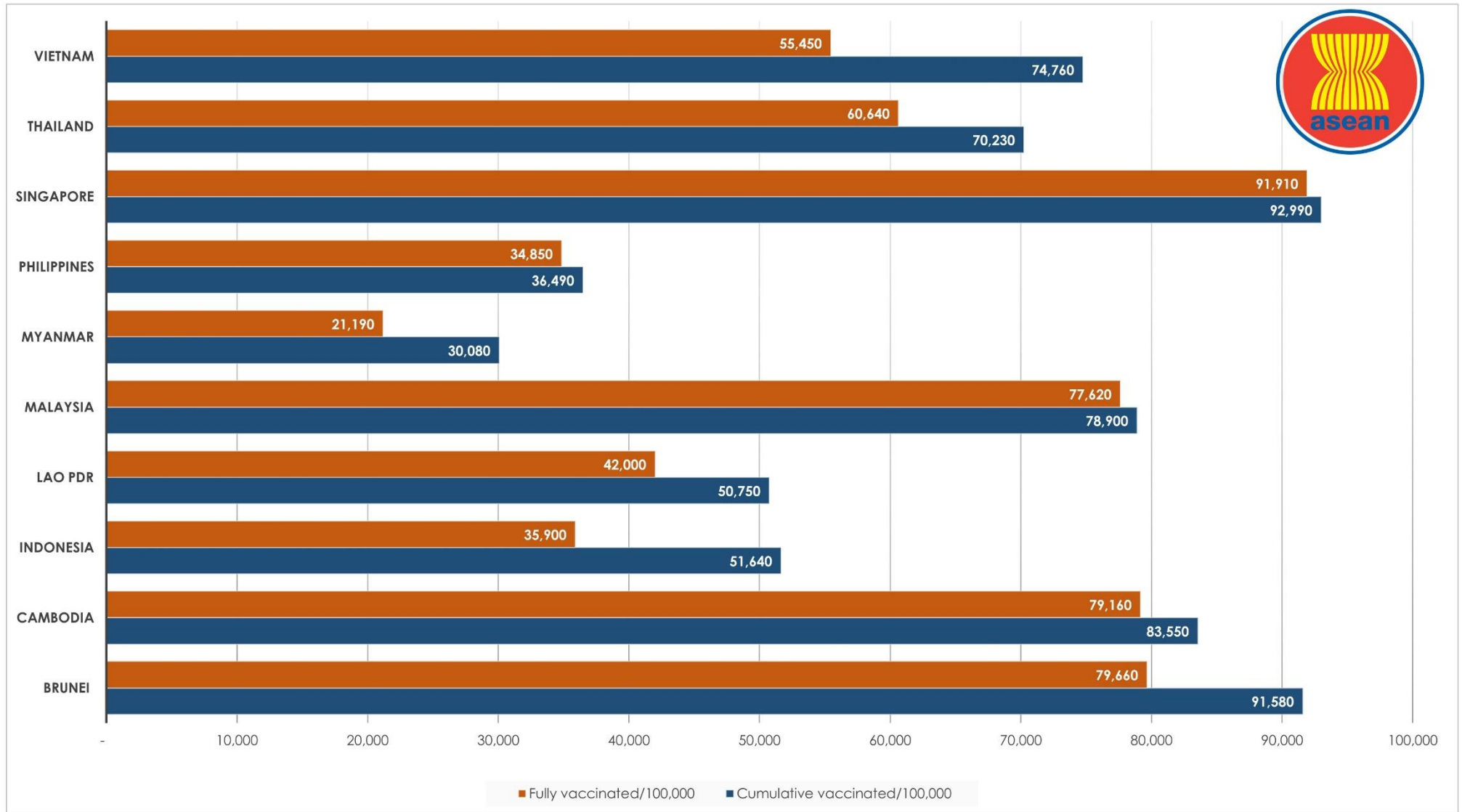


| ASEAN Country | New Cases Rate of Change 7-Day Window* | P-value |
|---------------|--|---------|
| Brunei        | -5.01                                  | 0.001   |
| Cambodia      | -0.62                                  | 0.001   |
| Indonesia     | -14.88                                 | 0       |
| Lao PDR       | -26.3                                  | 0.018   |
| Malaysia      | -78.46                                 | 0.116   |
| Myanmar       | -18.48                                 | 0.006   |
| Philippines   | -40.69                                 | 0       |
| Singapore     | -52.19                                 | 0.005   |
| Thailand      | -134.68                                | 0       |
| Vietnam       | 52.15                                  | 0.071   |

\*Beta coefficient of linear line of best fit; equal to the rate of change in the 7-day rolling average of new cases over the past 7 days (as of December 7, 2021)


# COVID-19 Vaccination Status

as of 7 December 2021



# Outlook Assessment

as of 5 December 2021

| <br><b>ASEAN<br/>MEMBER<br/>STATE</b> | REQUIREMENT   |   |   |   |  |                              |   |                              |
|--|---|---|---|---|--|------------------------------|---|------------------------------|
|  | At least <b>80% of the high-risk population has been vaccinated</b> with at least one dose of a COVID-19 vaccine. |   | At least <b>65% of the total population has a level of immunity</b> to COVID-19; either recovered from COVID-19 or have been vaccinated with at least one dose of a COVID-19 vaccine. |   | <b>Case levels are generally low</b> (a 7-day rolling average number of daily new cases that is <10 cases per 100,000, with each day's past-14-day test positivity is consistently <5%). |                              | <b>Government Policy</b> on containment and health (strictness and comprehensiveness in COVID-19 related government policies) |                              |
|  | % of High risk population fully vaccinated  | Population vaccinated/day (7-day average) | % of Total population fully vaccinated  | Population vaccinated/day (7-day average) | Daily cases/100,000  | Test positivity last 14 days | Containment and health index score - Oxford COVID-19 Government Response Tracker (OxCGRT)                                     | Change over the past 30 days |
| Brunei   | 84.4  | 0.26%/day                                 | 79.5  | 0.26%/day                                 | 4.75   | Unknown                      | 82.1/100  | 0.0                          |
| Cambodia   | >90.0   | 0%/day                                    | 85.1  | 0.2%/day                                  | 0.14   | Unknown                      | 64.6  | +1.8                         |
| Indonesia  | >90.0   | 0%/day                                    | 37.9  | 0.45%/day                                 | 0.09   | 0.2%                         | 58.4/100  | +1.8                         |
| Lao PDR  | >90.0   | 0%/day                                    | 45.9  | unknown                                   | 16.49  | 28.2                         | 74.8/100  | 0.0                          |
| Malaysia   | >90.0   | 0%/day                                    | 78.0  | 0.02%/day                                 | 15.71  | 4.4                          | 58.6/100  | 0.0                          |
| Myanmar  | 61.9  | unknown-                                  | 22.0  | Unknown                                   | 0.72   | Unknown                      | 73.6/100  | -8.3                         |
| Philippines  | >90.0   | 0.6%/day                                  | 36.9  | 0.6%/day                                  | 0.37   | 1.8                          | 54.8/100  | -26.5                        |
| Singapore  | >90.0   | 0%/day                                    | 88.9  | unknown                                   | 18.76  | unknown                      | 64.3/100  | 0.0                          |
| Thailand   | >90.0   | 0%/day                                    | 60.6  | 0.49%/day                                 | 6.91   | 15.7                         | 64.9/100  | 0.0                          |
| Vietnam  | 62.1  | 0.99%/day                                 | 57.9  | 0.99%/day                                 | 14.75  | 9.4                          | 73.5/100  | 0.0                          |





Report generated by  
**ASEAN Biodiaspora Virtual Center (ABVC)**  
 in collaboration with **Bluedot Inc.**  
 Email: [support@biodiaspora.org](mailto:support@biodiaspora.org)

