

# COVID-19 Situational Report in the ASEAN Region

ASEAN Biodiaspora Virtual Center (ABVC)

as of September 6, 2021



# COVID-19: Highlights and Situation Overview

## Global Update

- Worldwide, there have been over 221 million cases and over 4 million deaths attributed to COVID-19.
- According to the World Health Organization (WHO), there has been a stable increase of 4.4 million new cases reported between August 23 to August 29. The Western Pacific Region reported a 7% increase in new cases compared to the previous week, while Europe, South-East Asia and the Eastern Mediterranean reported similar trends, and Africa and the Americas reported a decline. The global number of new deaths reported was just over 67,000, which represents just a 1.47% decrease from last week. Based on the BlueDot COVID-19 Data Suite, as of September 2, the top five countries with the highest seven-day rolling average number of daily new cases are the United States, India, United Kingdom, Iran, and Malaysia. The top five countries/overseas collectivities with the highest seven-day rolling average number of daily new cases per million population are Guadeloupe, Israel, Kosovo, Georgia, and Montenegro.
- As of September 2, North and Central America is the continent that remains with the largest proportion of countries (29%, or 12 out of 41) with a high incidence rate (>350 cases per 100,000 over the past 14 days) and a stable or increasing trend in daily new cases over the last seven days. Europe has the highest proportion of countries (33%, or 17 out of 51) with a low (<=140) to moderate (140.1 - 350) incidence rate and an increasing trend in new cases over the last seven days. Africa is the continent with the highest proportion of countries (68%, or 38 out of 56) reporting a low incidence rate (<= 140) with a stable or decreasing trend in new cases, followed closely by South America (64%, or 9 out of 14).

## Regional Update

- Malaysia reported 20,396 new COVID-19 cases on September 5. The state of Selangor contributed most in the daily number of cases with 3,886 cases, followed by Sarawak and Sabah with 3,747 and 2,136 cases respectively. The number of new daily COVID-19 cases in Malaysia has stayed in the five-figure range since July 13. The country's health director-general said that as of September 4, the overall national occupancy rate for Intensive Care Units (ICUs) was at 86%. But three of the states hit an overflowing ICU capacity including Kedah at 123%, Perak at 108% and Kelantan at 103%. Meanwhile, Selangor and Johor are at 96% capacity while Penang has reached 94% capacity.
- Vietnam's capital today (September 6) has extended its COVID-19 restrictions for two weeks, as authorities launched a plan to test up to 1.5 million people for the coronavirus in higher-risk areas in the the capital. Hanoi, which has ordered people to stay at home and has halted all non-essential activities since July, has now divided the city into "red", "orange" and "green" zones based on infection risk. Accordingly, people in red areas shall be tested three times per week while the individuals from other zones shall be tested every five to seven days. Hanoi has been reporting an average of 50 COVID-19 cases daily and has recorded over 4,000 cases since the pandemic began. Although the numbers are still low, authorities are wary after the Delta variant has driven an increase in number of infections across the country to over 524,000 cases.
- Philippines' authorities will impose targeted restrictions instead of wider curbs in the national capital region (NCR). NCR will be placed under a less restrictive general community quarantine (GCQ) starting September 8 until September 30. Presidential spokesperson explained that NCR was downgraded to GCQ classification since it will be piloting the proposed shift to "granular lockdowns" as opposed

to region-wide restrictions. Under granular lockdowns, the local government units only restrict the mobility of residents in a specific building, street, zone, village, and the like where there are high cases of COVID-19.

### **Vaccine Update**

- As of September 2, a total of 10 countries accounted for 72% of all vaccinations administered globally. The top five countries/territories with the highest number of cumulative people vaccinated with at least one dose per 100,000 population are Gibraltar (117,710), Palau (93,830), United Arab Emirates (87,010), Portugal (85,200), and Iceland (81,400). The top five countries/territories with the lowest number of cumulative people vaccinated with at least one dose per 100,000 population are Congo (90), Chad (240), Haiti (240), South Sudan (460), and Tanzania (500).
- Malaysia's COVID-19 Vaccine Supply Access Guarantee Special Committee (JKJAV) reported a total of 68% of the country's adult population or 15,926,601 individuals have completed their COVID-19 vaccination as of September 5 (Sunday). JKJAV also reported that 36,431,562 vaccine doses were dispensed on Sunday, as the first and second dose, under the National Covid-19 Immunization Programme (NIP). According to JKJAV, 20,543,016 individuals in the country have received at least the first dose of the vaccine, including recipients of the single-dose CanSino vaccine. On the daily vaccination report, a total of 289,958 doses were administered on Sunday wherein 136,177 received the first dose and the remaining 153,841 received the second dose. Meanwhile, Malaysia's authority announced on September 5 (Sunday) that those who completed their COVID-19 vaccination abroad will be able to get their immunization certificates verified by local health authorities when entering Malaysia. Only then will their fully vaccinated status be reflected in Malaysia's contact tracing MySejahtera mobile application.
- Cambodia's spokesperson for the Ministry of Health (MoH) said on September 5 (Sunday) that the country has administered at least one shot of a COVID-19 vaccine to almost 11.2 million individuals, or 70% of the kingdom's 16-million population. According to the report, 8.87 million people or 55% of the population have received both doses while 660,292 have received a third dose or booster dose. Cambodia began its COVID-19 vaccination drive in February, targeting to inoculate approximately 12 million people, or 75% of the total population by the end of this year in order to build herd immunity. Most of the vaccines used in the country's immunization program are China's Sinovac and Sinopharm. According to the Chinese Embassy in Cambodia, so far, China has provided 26.8 million vaccine doses to Cambodia, of which 4.3 million doses are humanitarian donations. The United Nations in Cambodia also said last month that Cambodia has one of the highest percentages of COVID-19 vaccination among its adult population in the World Health Organization (WHO) Western Pacific Region.

### **Travel Advisories** (new update/s)

- Philippines: The Philippine government on September 4 (Saturday) has lifted inbound travel restrictions on the United Arab Emirates, India, and eight other countries (Pakistan, Bangladesh, Sri Lanka, Nepal, Oman, Thailand, Malaysia and Indonesia) starting today (September 6). International travelers coming from these countries shall, however, comply with the appropriate entry, testing, and quarantine protocols, depending on the country's approved 'listing'. The "listing" being referred to is the categorization of countries the government's pandemic task force enforces based on COVID-19 incidence and testing data per country. Previously, the Philippines only had a "green" list of countries – fully vaccinated travelers coming from these areas would enjoy shorter quarantine if they traveled to the country. But in the Saturday announcement, the government authority said that the Inter-Agency Task Force (IATF) had also approved "yellow" (moderate risk) and "red" (high risk) classifications. Travelers coming from yellow list countries, regardless of vaccination status, will undergo

a 14-day quarantine upon arrival. The first 10 days will be in a quarantine facility, while the remaining four days will be under home quarantine in their respective local government units of destination. Meanwhile, persons hoping to travel to the Philippines from red list countries will not be allowed to enter. Transiting through a red list country will not be deemed as coming from there, if passengers stayed in the airport the whole time. Only Filipinos returning to the country (from red list countries) through the government-initiated repatriation, non-government-initiated repatriation, and Bayanihan flights may be allowed entry and will be subject to entry, testing and quarantine protocols.

### Cases and Deaths as of 06 September 2021

- As of 06 September 2021 (2PM, GMT+8), worldwide, there were **221,863,192** confirmed cases, including **4,586,662** deaths. Globally, Case Fatality Rate (CFR) was **2.1**.
- In **China**, there were **123,214** confirmed cases with **5,685** deaths, including deaths in Hong Kong (212) and Taiwan (837). Confirmed cases in China include confirmed cases in Hong Kong (12,122), Macau (63), and Taiwan (16,019). CFR was **4.6**.
- 10,458,318 confirmed cases** of COVID-19 have been reported in the ASEAN region with a total of **232,176 deaths**, with a CFR of **2.2**.

REGION	COUNTRY	FIRST CONFIRMED CASE(S)	LATEST REPORT ON CONFIRMED CASE(S)	TOTAL CONFIRMED CASES	NEW CASES (7-DAY ROLLING AVERAGE)	TOTAL DEATHS	NEW DEATHS (7-DAY ROLLING AVERAGE)	CASE FATALITY RATE	CUMULATIVE CASES/ 100,000	NUMBER OF TESTS LAST 14 DAYS/ 100,000	CUMULATIVE VACCINATED	CUMULATIVE FULLY VACCINATED	FULLY VACCINATED / 100
ASEAN REGION	Brunei	10-Mar-20	05-Sep-21	3,329	110 (124)	14	- (1)	0.4%	768		231,613	96,212	21.8
	Cambodia	27-Jan-20	05-Sep-21	95,300	461 (442)	1,957	7 (11)	2.1%	578	-	10,894,597	8,594,733	50.7
	Indonesia	02-Mar-20	05-Sep-21	4,129,020	5,403 (7,884)	135,861	392 (563)	3.3%	1,526	414	66,353,669	38,030,652	13.8
	Lao PDR	24-Mar-20	05-Sep-21	15,933	172 (185)	16	- (1)	0.1%	222	1,677	2,060,418	1,644,691	22.3
	Malaysia	25-Jan-20	05-Sep-21	1,844,835	20,396 (19,821)	18,219	336 (305)	1.0%	5,774	1,545	20,407,355	15,772,760	48.1
	Myanmar	23-Mar-20	05-Sep-21	415,416	2,829 (3,302)	15,891	96 (101)	3.8%	769	486	4,456,857	1,796,830	3.3
	Philippines	30-Jan-20	05-Sep-21	2,080,984	19,900 (18,137)	34,234	172 (161)	1.6%	1,925	593	18,697,647	14,109,916	12.7
	Singapore	23-Jan-20	05-Sep-21	68,660	191 (194)	55	-	0.1%	1,204	14,838	4,608,483	4,441,911	75.3
	Thailand	13-Jan-20	05-Sep-21	1,280,534	15,452 (15,206)	12,855	224 (245)	1.0%	1,839	479	23,401,465	7,780,973	11.1
	Vietnam	23-Jan-20	05-Sep-21	524,307	13,137 (12,720)	13,074	281 (332)	2.5%	544	2,434	17,483,818	2,726,563	2.8
				<b>10,458,318</b>	<b>78,051</b>	<b>232,176</b>	<b>1,508</b>	<b>2.2%</b>					

- 211,301,660 confirmed cases** of COVID-19 have been reported in **222 countries/states** (other than China, Hong Kong, Taiwan, Macau, and ASEAN countries):

REGION	COUNTRY	FIRST CONFIRMED CASE(S)	LATEST REPORT ON CONFIRMED CASE(S)	TOTAL CONFIRMED CASES	NEW CASES	TOTAL DEATHS	NEW DEATHS	CASE FATALITY RATE	CUMULATIVE CASES/ 100,000	NUMBER OF TESTS LAST 14 DAYS/ 100,000	CUMULATIVE IMMUNIZED	CUMULATIVE FULLY VACCINATED	FULLY VACCINATED/ 100
ASIA PACIFIC	Japan	16 Jan 2020	05-Sep-21	1,575,376	12,908	16,295	31	1.0%	1,248	1,160	73,464,874	59,593,329	47.3
	South Korea	20 Jan 2020	05-Sep-21	260,403	1,490	2,321	6	0.9%	504	961	29,996,819	17,743,649	34.6

<b>Nepal</b>	24 Jan 2020	05-Sep-21	769,271	976	10,838	20	1.4%	2,689	370	5,511,929	4,863,835	16.4
<b>Australia</b>	25 Jan 2020	05-Sep-21	61,637	1,669	1,039	3	1.7%	240	9,993	12,903,903	7,737,855	30.0
<b>Sri Lanka</b>	27 Jan 2020	05-Sep-21	462,767	6,641	10,140	334	2.2%	2,122	762	12,660,231	9,007,588	41.9
<b>India</b>	30 Jan 2020	05-Sep-21	33,027,136	39,556	440,785	220	1.3%	2,417	1,239	521,015,869	156,729,100	11.3
<b>Afghanistan</b>	24 Feb 2020	05-Sep-21	153,534	114	7,141	11	4.7%	404		773,002	430,744	1.1
<b>Pakistan</b>	26 Feb 2020	05-Sep-21	1,179,305	3,747	26,175	61	2.2%	545	352	45,498,115	18,512,319	8.2
<b>New Zealand</b>	28 Feb 2020	05-Sep-21	3,768	20	27	-	0.7%	77	7,797	2,419,970	1,264,629	26.0
<b>Bhutan</b>	05 Mar 2020	31-Aug-21	2,596	-	3	-	0.1%	340	-	567,143	477,931	61.3
<b>Maldives</b>	07 Mar 2020	05-Sep-21	81,979	326	226	-	0.3%	15,440	11,505	384,444	302,512	55.7
<b>Bangladesh</b>	08 Mar 2020	05-Sep-21	1,514,456	2,430	26,563	70	1.8%	929	212	18,945,025	8,398,532	5.1
<b>Mongolia</b>	10 Mar 2020	05-Sep-21	232,313	3,628	962	5	0.4%	7,203	41,315	2,242,568	2,103,274	63.2
<b>Turkey</b>	10 Mar 2020	05-Sep-21	6,498,054	19,391	58,106	269	0.9%	7,789	3,871	49,376,328	38,141,442	44.9
<b>French Polynesia</b>	12 Mar 2020	03-Sep-21	40,178	-	480	-	1.2%	14,386		119,413	89,973	31.9
<b>Guam</b>	15 Mar 2020	04-Sep-21	11,199	-	151	-	1.3%	6,694		118,688	104,891	63.3
<b>New Caledonia</b>	17 Mar 2020	28-Aug-21	136	-	-	-	0.0%	47		77,705	67,269	23.3
<b>Fiji</b>	18 Mar 2020	05-Sep-21	47,865	156	508	-	1.1%	5,378	-	543,254	234,905	26.0
<b>Papua New Guinea</b>	21 Mar 2020	03-Sep-21	18,228	-	193	-	1.1%	208	-	91,962	21,090	0.2
<b>Timor Leste</b>	21 Mar 2020	05-Sep-21	17,618	150	80	2	0.5%	1,362	1,297	389,989	198,310	14.8
<b>Northern Mariana Islands</b>	28 Mar 2020	28-May-21	183	-	2	-	1.1%	320		35,128	32,868	57.8
<b>North Korea</b>	24 Jul 2020	25-Jul-20	1	-	-	-	0.0%	0				
<b>Solomon Islands</b>	03 Oct 2020	16-Apr-21	20	-	-	-	0.0%	3		48,883	14,437	2.1
<b>Wallis et Futuna</b>	17 Oct 2020	06-May-21	445	-	7	-	1.6%	2,777		4,899	4,777	43.1
<b>Marshall Islands</b>	26 Oct 2020	17-Nov-20	4	-	-	-	0.0%	7		21,600	18,863	32.3
<b>Vanuatu</b>	11 Nov 2020	21-Apr-21	4	-	1	-	25.0%	1		29,321	1,721	0.6
<b>Samoa</b>	18 Nov 2020	12-Feb-21	3	-	-	-	0.0%	2		87,436	37,524	18.8
<b>Micronesia</b>	11 Jan 2021	11-Jan-21	1	-	-	-	0.0%	1		42,128	34,657	33.4

	<b>Palau</b>	31 May 2021	14-Jun-21	2	-	-	-	0.0%	11		16,890	14,787	82.6
<b>AMERICAS</b>	<b>USA</b>	21 Jan 2020	05-Sep-21	40,789,679	24,323	666,093	235	1.6%	12,427	2,845	206,908,710	175,968,266	52.3
	<b>Canada</b>	25 Jan 2020	05-Sep-21	1,515,167	1,978	27,021	5	1.8%	3,987	2,152	28,087,065	25,659,288	67.4
	<b>Brazil</b>	26 Feb 2020	04-Sep-21	20,881,376	-	583,611	-	2.8%	9,861	-	138,001,912	65,613,092	30.7
	<b>Mexico</b>	28 Feb 2020	04-Sep-21	3,420,880	-	262,868	-	7.7%	2,681	224	58,749,621	35,425,324	27.2
	<b>Saint Martin</b>	01 Mar 2020	02-Sep-21	3,463	-	45	-	1.3%	9,113				
	<b>Ecuador</b>	01 Mar 2020	01-Sep-21	502,146	-	32,296	-	6.4%	2,890	131	10,699,102	9,005,051	50.3
	<b>Dominican Republic</b>	01 Mar 2020	05-Sep-21	351,738	285	4,012	-	1.1%	3,275	275	5,848,770	4,694,576	42.9
	<b>Chile</b>	03 Mar 2020	05-Sep-21	1,641,091	425	37,090	23	2.3%	8,659	2,845	14,432,607	13,738,246	71.5
	<b>Argentina</b>	03 Mar 2020	05-Sep-21	5,203,802	1,397	112,511	67	2.2%	11,580	495	28,249,162	15,800,014	34.6
	<b>Peru</b>	05 Mar 2020	04-Sep-21	2,154,132	-	198,447	-	9.2%	6,626	-	10,742,139	8,451,487	25.3
	<b>Costa Rica</b>	06 Mar 2020	03-Sep-21	472,315	-	5,568	-	1.2%	9,357	1,208	3,059,023	1,219,482	23.7
	<b>Colombia</b>	06 Mar 2020	05-Sep-21	4,918,649	1,669	125,278	48	2.5%	9,771	1,020	23,760,584	14,771,114	28.8
	<b>French Guiana</b>	06 Mar 2020	03-Sep-21	35,721	-	221	-	0.6%	18,271				
	<b>Martinique</b>	06 Mar 2020	31-Aug-21	37,192	-	442	-	1.2%	8,591				
	<b>Paraguay</b>	07 Mar 2020	04-Sep-21	458,844	-	15,869	-	3.5%	6,513	382	2,264,629	1,783,704	24.7
	<b>Panama</b>	10 Mar 2020	04-Sep-21	459,519	-	7,081	-	1.5%	10,821	2,125	2,792,782	1,806,374	41.2
	<b>Bolivia</b>	10 Mar 2020	04-Sep-21	492,509	-	18,507	-	3.8%	4,278	561	4,035,898	2,796,280	23.6
	<b>Honduras</b>	11 Mar 2020	03-Sep-21	343,807	-	9,023	-	2.6%	3,528		2,768,916	1,308,136	13.0
	<b>Cuba</b>	11 Mar 2020	05-Sep-21	689,674	9,221	5,703	86	0.8%	6,085	-	5,672,635	3,995,569	35.3
	<b>Guyana</b>	11 Mar 2020	04-Sep-21	26,295	-	640	-	2.4%	3,359		313,469	161,022	20.4
<b>Jamaica</b>	12 Mar 2020	04-Sep-21	70,657	-	1,593	-	2.3%	2,397	581	420,150	146,642	4.9	
<b>St Vincent and the Grenadines</b>	12 Mar 2020	04-Sep-21	2,361	-	12	-	0.5%	2,135		16,417	10,273	9.2	
<b>Saint Lucia</b>	13 Mar 2020	04-Sep-21	9,025	-	116	-	1.3%	4,937		36,750	27,773	15.1	
<b>Trinidad and Tobago</b>	13 Mar 2020	05-Sep-21	45,714	227	1,330	5	2.9%	3,277	829	517,798	411,817	29.3	
<b>Venezuela</b>	13 Mar 2020	04-Sep-21	339,255	-	4,086	-	1.2%	1,190		6,006,270	3,336,547	11.6	
<b>Guatemala</b>	13 Mar 2020	04-Sep-21	486,819	-	12,203	-	2.5%	2,932	782	3,450,238	1,409,214	7.7	
<b>Uruguay</b>	13 Mar 2020	04-Sep-21	385,557	-	6,034	-	1.6%	11,138	2,381	2,674,998	2,527,688	72.5	
<b>Curacao</b>	13 Mar 2020	04-Sep-21	15,452	-	149	-	1.0%	9,808		96,529	87,041	52.8	
<b>Puerto Rico</b>	13 Mar 2020	04-Sep-21	173,299	-	2,907	-	1.7%	5,426		2,402,106	2,039,755	63.9	

<b>Suriname</b>	13 Mar 2020	04-Sep-21	30,535	-	735	-	2.4%	5,252		205,933	143,239	24.2
<b>Antigua and Barbuda</b>	13 Mar 2020	04-Sep-21	1,759	-	46	-	2.6%	1,811	-	41,061	34,008	34.5
<b>Guadeloupe</b>	13 Mar 2020	31-Aug-21	49,381	-	539	-	1.1%	11,147				
<b>Cayman Islands</b>	13 Mar 2020	03-Sep-21	690	-	2	-	0.3%	1,062		51,742	49,630	74.6
<b>Aruba</b>	14 Mar 2020	04-Sep-21	14,812	-	150	-	1.0%	13,932		78,997	70,050	65.4
<b>Bahamas</b>	15 Mar 2020	03-Sep-21	18,694	-	412	-	2.2%	4,800		91,967	57,593	14.5
<b>US Virgin Islands</b>	16 Mar 2020	04-Sep-21	6,026	-	60	-	1.0%	5,651		51,588	43,608	41.7
<b>Sint Maarten</b>	17 Mar 2020	04-Sep-21	3,824	-	57	-	1.5%	9,388		25,161	22,881	52.7
<b>Montserrat</b>	17 Mar 2020	04-Sep-21	31	-	1	-	3.2%	332		1,460	1,368	27.5
<b>Barbados</b>	17 Mar 2020	04-Sep-21	5,248	-	51	-	1.0%	1,828		109,905	94,361	32.8
<b>El Salvador</b>	18 Mar 2020	04-Sep-21	96,067	-	2,961	-	3.1%	1,489	-	3,654,043	2,894,776	44.4
<b>Nicaragua</b>	18 Mar 2020	31-Aug-21	11,735	-	200	-	1.7%	179		443,053	202,680	3.0
<b>Bermuda</b>	18 Mar 2020	03-Sep-21	3,048	-	34	-	1.1%	4,769		43,128	42,287	68.1
<b>Haiti</b>	19 Mar 2020	03-Sep-21	20,977	-	586	-	2.8%	186		27,305	4,734	0.0
<b>Dominica</b>	22 Mar 2020	02-Sep-21	1,832	-	4	-	0.2%	2,551		22,559	20,278	28.1
<b>Grenada</b>	22 Mar 2020	04-Sep-21	1,238	-	5	-	0.4%	1,105		23,965	18,519	16.4
<b>Belize</b>	23 Mar 2020	03-Sep-21	16,750	-	363	-	2.2%	4,291	2,543	167,596	69,911	17.3
<b>Turks and Caicos Islands</b>	23 Mar 2020	05-Sep-21	2,697	5	20	-	0.7%	7,062		25,621	23,486	59.9
<b>Saint Kitts and Nevis</b>	24 Mar 2020	04-Sep-21	1,197	-	5	-	0.4%	2,266	6,060	24,335	21,906	40.9
<b>British Virgin Islands</b>	25 Mar 2020	03-Sep-21	2,640	-	37	-	1.4%	8,791		17,095	12,733	41.9
<b>Anguilla</b>	26 Mar 2020	03-Sep-21	279	-	-	-	0.0%	2,105		9,493	8,965	59.3
<b>Caribbean Netherlands</b>	01 Apr 2020	05-Sep-21	1,820	1	17	-	0.9%	10,104		5,726	1,665	6.3
<b>Falkland Islands</b>	03 Apr 2020	01-Sep-21	67	-	-	-	0.0%	2,540		2,632	1,775	50.3
<b>Saint Pierre and Miquelon</b>	05 Apr 2020	02-Sep-21	31	-	-	-	0.0%	442				
<b>Saint Barthelemy</b>	25 Jul 2020	02-Sep-21	1,534	-	2	-	0.1%	18,154				
<b>EUROPE</b>												
<b>France</b>	24 Jan 2020	05-Sep-21	6,836,452	10,410	114,905	49	1.7%	10,195		48,758,410	40,912,442	60.6
<b>Germany</b>	27 Jan 2020	05-Sep-21	4,028,328	10,035	92,862	20	2.3%	4,846	1,002	54,541,599	50,754,494	60.5
<b>Finland</b>	29 Jan 2020	05-Sep-21	130,102	910	1,030	-	0.8%	2,357	4,484	4,046,421	2,928,505	52.8

<b>Italy</b>	30 Jan 2020	05-Sep-21	4,571,440	5,314	129,515	49	2.8%	7,581	4,360	43,113,939	37,350,182	61.9
<b>Russian Federation</b>	31 Jan 2020	05-Sep-21	7,012,599	18,645	187,200	793	2.7%	4,857	3,140	44,418,648	38,132,101	26.1
<b>Spain</b>	31 Jan 2020	03-Sep-21	4,877,755	-	84,795	-	1.7%	10,361	1,575	36,696,877	33,940,053	72.6
<b>Sweden</b>	31 Jan 2020	03-Sep-21	1,130,525	-	14,657	-	1.3%	10,991		6,934,437	5,881,550	57.9
<b>United Kingdom of Great Britain</b>	31 Jan 2020	05-Sep-21	6,978,126	36,515	133,229	68	1.9%	10,441	12,301	48,205,585	43,251,037	63.4
<b>Belgium</b>	05 Feb 2020	04-Sep-21	1,192,008	-	25,397	-	2.1%	10,380	3,630	8,437,600	8,158,101	70.1
<b>Switzerland</b>	25 Feb 2020	03-Sep-21	788,813	-	11,010	-	1.4%	9,199	3,198	5,014,960	4,473,547	51.3
<b>Austria</b>	25 Feb 2020	05-Sep-21	696,905	1,774	10,793	3	1.5%	7,851	34,095	5,539,039	5,242,217	58.0
<b>Croatia</b>	25 Feb 2020	05-Sep-21	377,838	539	8,370	8	2.2%	9,289	3,111	1,738,722	1,628,334	39.9
<b>Norway</b>	26 Feb 2020	05-Sep-21	166,764	564	822	-	0.5%	3,118	4,806	3,897,735	3,244,577	59.4
<b>Romania</b>	26 Feb 2020	05-Sep-21	1,106,008	1,242	34,689	11	3.1%	5,714	917	5,269,993	5,159,282	27.0
<b>Estonia</b>	26 Feb 2020	05-Sep-21	143,788	255	1,301	4	0.9%	10,839	3,865	731,945	550,584	41.6
<b>Georgia</b>	26 Feb 2020	05-Sep-21	564,837	2,210	7,806	74	1.4%	15,182	8,279	838,356	475,748	12.0
<b>North Macedonia</b>	26 Feb 2020	05-Sep-21	180,045	458	6,065	20	3.4%	8,642	3,480	728,629	539,037	25.9
<b>Greece</b>	26 Feb 2020	05-Sep-21	599,951	1,284	13,886	43	2.3%	5,598	8,381	6,141,453	5,776,111	55.7
<b>Denmark</b>	27 Feb 2020	05-Sep-21	348,979	632	2,590	-	0.7%	5,998	10,976	4,417,330	4,239,815	72.9
<b>San Marino</b>	27 Feb 2020	30-Aug-21	5,321	-	90	-	1.7%	15,715		23,975	23,975	70.5
<b>Lithuania</b>	27 Feb 2020	05-Sep-21	302,624	610	4,607	9	1.5%	10,859	3,832	1,676,537	1,533,419	57.0
<b>Netherlands</b>	27 Feb 2020	05-Sep-21	1,954,233	2,347	18,037	2	0.9%	11,275	714	12,001,758	10,795,200	62.9
<b>Azerbaijan</b>	27 Feb 2020	05-Sep-21	442,872	3,310	5,842	42	1.3%	4,418	2,123	4,329,571	2,844,726	27.8
<b>Belarus</b>	28 Feb 2020	05-Sep-21	490,926	1,963	3,837	11	0.8%	5,186	2,280	1,626,825	1,336,553	14.2
<b>Iceland</b>	28 Feb 2020	04-Sep-21	11,010	-	33	-	0.3%	3,047	7,730	279,947	264,427	77.0
<b>Ireland</b>	28 Feb 2020	05-Sep-21	356,819	1,180	5,112	-	1.4%	7,221	4,360	3,703,755	3,421,733	68.7
<b>Monaco</b>	29 Feb 2020	05-Sep-21	3,234	2	33	-	1.0%	8,300		26,135	22,556	57.1
<b>Czech Republic</b>	01 Mar 2020	05-Sep-21	1,680,559	205	30,406	-	1.8%	15,751		5,970,253	5,777,956	53.9
<b>Luxembourg</b>	01 Mar 2020	03-Sep-21	76,102	-	830	-	1.1%	12,277	6,838	408,174	357,212	56.3
<b>Armenia</b>	01 Mar 2020	05-Sep-21	245,025	423	4,911	7	2.0%	8,284	2,380	176,552	98,586	3.3
<b>Latvia</b>	02 Mar 2020	05-Sep-21	144,518	358	2,585	1	1.8%	7,555	4,346	868,336	771,592	41.3
<b>Portugal</b>	02 Mar 2020	05-Sep-21	1,047,047	1,190	17,798	13	1.7%	10,196	4,972	8,706,678	7,686,865	75.6



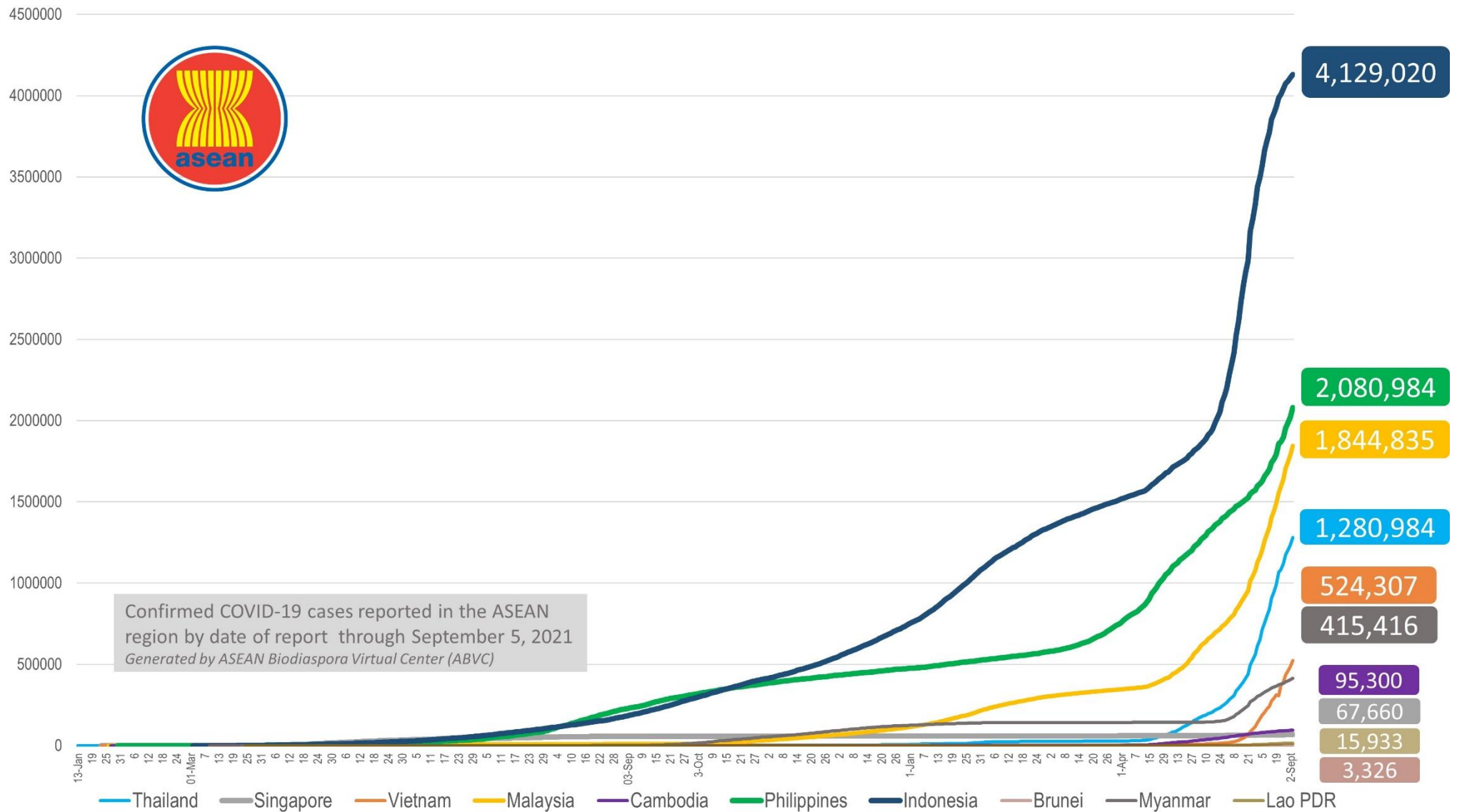
<b>Andorra</b>	02 Mar 2020	03-Sep-21	15,055	-	130	-	0.9%	19,516	2,822	51,044	40,616	52.5	
<b>Liechtenstein</b>	03 Mar 2020	04-Sep-21	3,314	-	59	-	1.8%	8,717	4,024	22,922	20,483	53.5	
<b>Ukraine</b>	03 Mar 2020	05-Sep-21	2,297,534	1,379	53,983	17	2.3%	5,176	574	5,569,049	4,178,665	9.6	
<b>Slovenia</b>	04 Mar 2020	05-Sep-21	270,307	317	4,455	-	1.6%	12,946	1,446	1,002,201	915,994	44.1	
<b>Hungary</b>	04 Mar 2020	03-Sep-21	813,040	-	30,061	-	3.7%	8,322	1,416	5,799,584	5,429,873	56.4	
<b>Poland</b>	04 Mar 2020	05-Sep-21	2,890,484	323	75,379	-	2.6%	7,612	1,057	19,363,616	18,902,890	50.0	
<b>Faroe Islands</b>	04 Mar 2020	04-Sep-21	1,006	-	2	-	0.2%	2,067		36,785	34,731	70.8	
<b>Bosnia and Herzegovina</b>	05 Mar 2020	03-Sep-21	216,124	-	9,862	-	4.6%	6,547	997	567,198	360,928	11.1	
<b>Gibraltar</b>	05 Mar 2020	05-Sep-21	5,388	2	97	-	1.8%	15,988		39,658	39,231	116.4	
<b>Slovakia</b>	06 Mar 2020	05-Sep-21	396,080	219	12,549	-	3.2%	7,262	1,875	2,393,402	2,177,154	39.9	
<b>Serbia</b>	06 Mar 2020	05-Sep-21	779,723	2,800	7,379	21	0.9%	11,227	2,235	2,935,212	2,813,848	41.4	
<b>Vatican City</b>	06 Mar 2020	17-Oct-20	27	-	-	-	0.0%	2,932					
<b>Malta</b>	07 Mar 2020	05-Sep-21	36,475	49	444	2	1.2%	7,256	7,117	415,003	413,600	80.4	
<b>Moldova</b>	07 Mar 2020	05-Sep-21	270,219	233	6,436	10	2.4%	10,168	2,704	573,001	703,885	17.5	
<b>Bulgaria</b>	08 Mar 2020	05-Sep-21	462,033	488	19,115	32	4.1%	6,623	4,445	1,089,066	1,198,196	17.4	
<b>Albania</b>	09 Mar 2020	05-Sep-21	150,997	896	2,515	3	1.7%	5,290	-	844,304	655,594	22.8	
<b>Cyprus</b>	09 Mar 2020	05-Sep-21	114,899	295	513	1	0.4%	9,586	41,987	576,637	524,397	59.1	
<b>Channel Islands</b>	09 Mar 2020	03-Sep-21	1,330	-	18	-	1.4%	2,039		32,969	13,618	20.3	
<b>Jersey</b>	10 Mar 2020	03-Sep-21	9,408	-	77	-	0.8%	10,360		76,256	72,473	71.7	
<b>Kazakhstan</b>	13 Mar 2020	05-Sep-21	812,999	4,568	9,779	90	1.2%	4,391	-	6,787,867	5,615,412	29.6	
<b>Kosovo</b>	13 Mar 2020	02-Sep-21	146,898	-	2,516	-	1.7%	8,187					
<b>Uzbekistan</b>	15 Mar 2020	05-Sep-21	159,871	662	1,112	6	0.7%	476		9,490,884	1,232,807	3.6	
<b>Greenland</b>	16 Mar 2020	05-Sep-21	353	4	-	-	0.0%	628		39,878	32,711	57.5	
<b>Montenegro</b>	17 Mar 2020	05-Sep-21	118,104	472	1,757	4	1.5%	18,984		214,822	188,724	30.1	
<b>Kyrgyzstan</b>	18 Mar 2020	05-Sep-21	176,473	126	2,550	4	1.4%	2,733		700,537	476,780	7.2	
<b>Isle of Man</b>	19 Mar 2020	05-Sep-21	6,832	23	38	-	0.6%	8,077		65,209	62,633	73.3	
<b>Tajikistan</b>	30 Apr 2020	05-Sep-21	16,963	50	124	-	0.7%	182		2,009,748	798,308	8.2	
<b>MIDDLE EAST</b>	<b>UAE</b>	29 Jan 2020	05-Sep-21	723,263	971	2,046	1	0.3%	7,402	34,562	8,743,077	7,645,247	76.5
	<b>Iran</b>	19 Feb 2020	05-Sep-21	5,129,407	25,870	110,674	610	2.2%	6,186	1,753	18,611,135	8,446,118	9.9
	<b>Israel</b>	21 Feb 2020	05-Sep-21	1,117,596	4,632	7,205	51	0.6%	12,345	17,182	6,011,607	5,507,943	62.7
	<b>Lebanon</b>	21 Feb 2020	04-Sep-21	606,536	-	8,089	-	1.3%	8,847	-	1,389,689	1,109,889	16.4
	<b>Kuwait</b>	24 Feb 2020	05-Sep-21	410,342	72	2,424	1	0.6%	9,754	3,233	2,668,082	923,307	21.3

	<b>Oman</b>	24 Feb 2020	05-Sep-21	302,668	69	4,075	5	1.3%	6,084		2,504,214	1,048,206	20.1	
	<b>Bahrain</b>	24 Feb 2020	04-Sep-21	272,916	-	1,388	-	0.5%	16,629	13,345	1,150,055	1,091,839	62.5	
	<b>Iraq</b>	24 Feb 2020	05-Sep-21	1,917,292	4,897	21,100	58	1.1%	4,877	1,105	826,007	494,900	1.2	
	<b>Qatar</b>	29 Feb 2020	05-Sep-21	233,567	130	602	-	0.3%	8,247	1,998	2,337,484	2,167,073	74.0	
	<b>Saudi Arabia</b>	02 Mar 2020	05-Sep-21	545,243	120	8,579	7	1.6%	1,591	1,753	22,383,288	15,451,928	43.7	
	<b>Jordan</b>	02 Mar 2020	05-Sep-21	801,288	1,048	10,471	8	1.3%	7,932	3,159	3,497,679	2,980,712	29.0	
	<b>Palestine</b>	05 Mar 2020	05-Sep-21	383,145	1,923	3,995	7	1.0%	8,178		935,756	456,543	8.7	
	<b>Syria</b>	22 Mar 2020	05-Sep-21	28,543	240	2,039	10	7.1%	167		230,510	158,010	0.9	
	<b>Yemen</b>	10 Apr 2020	05-Sep-21	8,108	52	1,523	4	18.8%	28		298,161	13,322	0.0	
<b>AFRICA</b>	<b>Egypt</b>	14 Feb 2020	04-Sep-21	289,684	-	16,776	-	5.8%	289		6,182,511	3,208,954	3.1	
	<b>Algeria</b>	25 Feb 2020	04-Sep-21	197,659	-	5,399	-	2.7%	459		3,421,279	724,812	1.6	
	<b>Nigeria</b>	28 Feb 2020	04-Sep-21	195,052	-	2,522	-	1.3%	97	65	2,994,933	1,437,349	0.7	
	<b>Tunisia</b>	02 Mar 2020	04-Sep-21	672,236	-	23,773	-	3.5%	5,748	1,450	4,271,282	2,182,412	18.3	
	<b>Morocco</b>	02 Mar 2020	05-Sep-21	884,085	3,043	13,073	80	1.5%	2,424	978	19,110,905	15,529,630	41.6	
	<b>Senegal</b>	02 Mar 2020	05-Sep-21	73,188	84	1,803	9	2.5%	449	166	1,167,364	564,998	3.3	
	<b>South Africa</b>	05 Mar 2020	05-Sep-21	2,819,945	5,931	83,419	76	3.0%	4,816	910	9,741,655	6,301,758	10.5	
	<b>Cameroon</b>	06 Mar 2020	01-Sep-21	84,210	-	1,357	-	1.6%	325		349,385	78,870	0.3	
	<b>Togo</b>	06 Mar 2020	05-Sep-21	22,444	210	194	1	0.9%	278	274	356,897	178,621	2.1	
	<b>Burkina Faso</b>	09 Mar 2020	05-Sep-21	13,841	14	171	-	1.2%	68		108,799	13,273	0.1	
		<b>Democratic Republic of Congo</b>	10 Mar 2020	03-Sep-21	55,307	-	1,061	-	1.9%	64		83,081	14,737	0.0
		<b>Ivory Coast</b>	11 Mar 2020	04-Sep-21	56,735	-	464	-	0.8%	221	159	1,370,123		
		<b>Reunion</b>	11 Mar 2020	01-Sep-21	50,346	-	342	-	0.7%	6,480				
		<b>Ghana</b>	13 Mar 2020	30-Aug-21	120,452	-	1,052	-	0.9%	396	-	865,422	405,971	1.3
		<b>Guinea</b>	13 Mar 2020	04-Sep-21	29,842	-	352	-	1.2%	234		760,222	369,665	2.7
		<b>Gabon</b>	13 Mar 2020	04-Sep-21	26,079	-	167	-	0.6%	1,200	1,866	77,761	53,037	2.3
		<b>Sudan</b>	13 Mar 2020	01-Sep-21	37,715	-	2,837	-	7.5%	88		643,569	186,113	0.4
		<b>Kenya</b>	13 Mar 2020	05-Sep-21	240,172	480	4,786	8	2.0%	457	-	1,985,905	806,404	1.5
		<b>Ethiopia</b>	13 Mar 2020	05-Sep-21	314,984	1,516	4,763	14	1.5%	281	74	2,455,791		
		<b>Central African Republic</b>	14 Mar 2020	31-Aug-21	11,296	-	100	-	0.9%	238		77,771	26,000	0.5
	<b>Seychelles</b>	14 Mar 2020	03-Sep-21	20,144	-	105	-	0.5%	20,634		73,777	69,713	70.5	
	<b>Rwanda</b>	14 Mar 2020	05-Sep-21	89,768	596	1,124	12	1.3%	711	1,361	1,513,881	660,402	5.0	
	<b>Namibia</b>	14 Mar 2020	05-Sep-21	125,610	116	3,412	5	2.7%	5,035	551	213,438	115,624	4.5	
	<b>Swaziland</b>	14 Mar 2020	05-Sep-21	44,134	120	1,144	12	2.6%	3,844		96,175	109,596	9.4	
	<b>Mauritania</b>	14 Mar 2020	04-Sep-21	34,111	-	733	-	2.1%	754	-	243,757	22,120	0.5	
	<b>Mayotte</b>	14 Mar 2020	03-Sep-21	19,875	-	175	-	0.9%	12,497					
	<b>Equatorial Guinea</b>	15 Mar 2020	03-Sep-21	9,760	-	128	-	1.3%	720	537	198,508	150,322	10.4	
	<b>Republic of Congo</b>	15 Mar 2020	30-Aug-21	13,588	-	183	-	1.3%	253		184,812	105,475	1.9	

<b>Benin</b>	16 Mar 2020	04-Sep-21	16,946	-	135	-	0.8%	144	-	120,333	42,212	0.3	
<b>Liberia</b>	16 Mar 2020	02-Aug-21	5,459	-	148	-	2.7%	111	-	104,545	27,392	0.5	
<b>Tanzania</b>	16 Mar 2020	10-Aug-21	1,367	-	50	-	3.7%	2	-	304,603	304,603	0.5	
<b>Somalia</b>	16 Mar 2020	04-Sep-21	17,726	-	997	-	5.6%	115	-	197,682	97,425	0.6	
<b>Gambia</b>	17 Mar 2020	03-Sep-21	9,736	-	323	-	3.3%	415	126	193,496	157,785	6.3	
<b>Zambia</b>	17 Mar 2020	05-Sep-21	207,114	86	3,616	2	1.7%	1,160	296	310,672	282,191	1.5	
<b>Mauritius</b>	18 Mar 2020	04-Sep-21	11,181	-	31	-	0.3%	883	-	816,020	748,954	58.8	
<b>Djibouti</b>	18 Mar 2020	05-Sep-21	11,777	2	157	-	1.3%	1,210	-	36,344	23,797	2.4	
<b>Niger</b>	19 Mar 2020	04-Sep-21	5,880	-	199	-	3.4%	25	-	404,246	87,492	0.4	
<b>Chad</b>	19 Mar 2020	03-Sep-21	4,995	-	174	-	3.5%	31	-	40,329	15,269	0.1	
<b>Zimbabwe</b>	20 Mar 2020	05-Sep-21	125,425	94	4,466	9	3.6%	856	328	2,698,332	1,701,914	11.3	
<b>Cape Verde</b>	20 Mar 2020	05-Sep-21	35,856	117	315	-	0.9%	6,520	-	236,158	72,843	13.0	
<b>Madagascar</b>	20 Mar 2020	04-Sep-21	42,881	-	957	-	2.2%	159	13	197,001	-	-	
<b>Uganda</b>	21 Mar 2020	03-Sep-21	120,581	-	3,045	-	2.5%	272	69	901,900	242,310	0.5	
<b>Eritrea</b>	21 Mar 2020	05-Sep-21	6,648	1	38	-	0.6%	187	-	-	-	-	
<b>Angola</b>	21 Mar 2020	04-Sep-21	48,475	-	1,258	-	2.6%	152	-	1,165,755	920,570	2.7	
<b>Mozambique</b>	22 Mar 2020	05-Sep-21	147,923	138	1,878	1	1.3%	487	88	1,643,520	654,322	2.0	
<b>Libya</b>	24 Mar 2020	05-Sep-21	315,418	1,914	4,323	15	1.4%	4,654	-	1,071,946	58,539	0.8	
<b>Guinea-Bissau</b>	25 Mar 2020	04-Sep-21	5,890	-	121	-	2.1%	307	-	28,097	2,993	0.2	
<b>Mali</b>	25 Mar 2020	05-Sep-21	14,939	9	542	1	3.6%	76	-	230,583	86,477	0.4	
<b>Botswana</b>	30 Mar 2020	02-Sep-21	159,317	-	2,276	-	1.4%	6,916	-	320,308	207,695	8.7	
<b>Sierra Leone</b>	31 Mar 2020	05-Sep-21	6,374	2	121	-	1.9%	82	-	159,793	33,764	0.4	
<b>Burundi</b>	31 Mar 2020	02-Sep-21	13,070	-	10	-	0.1%	113	-	-	-	-	
<b>Malawi</b>	02 Apr 2020	05-Sep-21	60,821	93	2,210	7	3.6%	326	-	688,002	426,390	2.2	
<b>South Sudan</b>	05 Apr 2020	05-Sep-21	11,500	27	120	-	1.0%	104	-	52,387	4,763	0.0	
<b>Sao Tome and Principe</b>	06 Apr 2020	04-Sep-21	2,683	-	37	-	1.4%	1,248	-	34,468	11,881	5.3	
<b>Comoros</b>	30 Apr 2020	05-Sep-21	4,086	2	147	-	3.6%	480	-	175,038	102,389	11.5	
<b>Lesotho</b>	13May 2020	26-Aug-21	14,395	-	403	-	2.8%	677	-	71,597	32,181	1.5	
			<b>211,301,660</b>	<b>302,633</b>	<b>4,348,801</b>	<b>3,932</b>	<b>2.1%</b>						

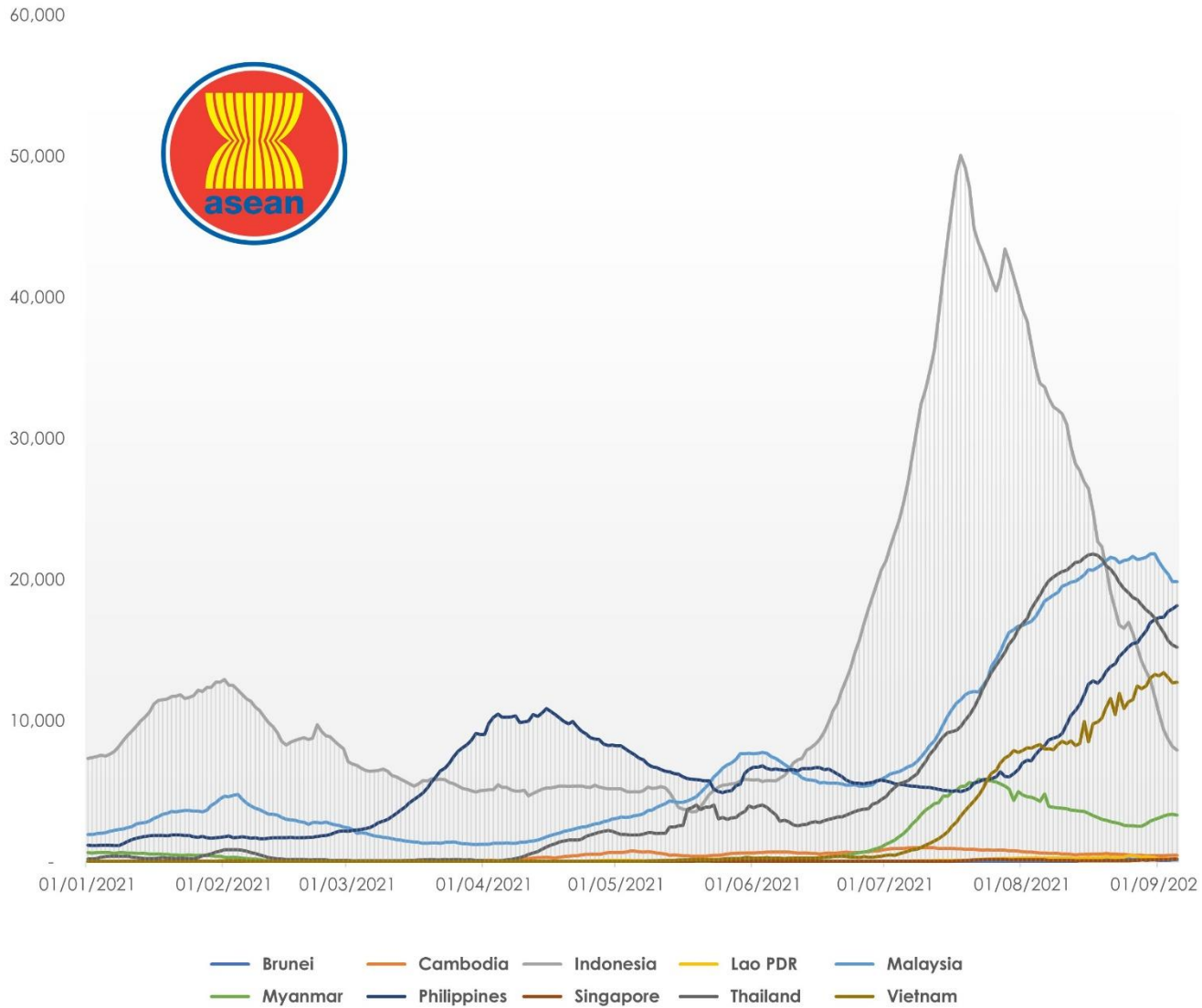
# COVID-19 Epi curve among ASEAN Countries

as of 5 September 2021



# 7-Day Rolling Average of COVID-19 new cases

as of 5 September 2021

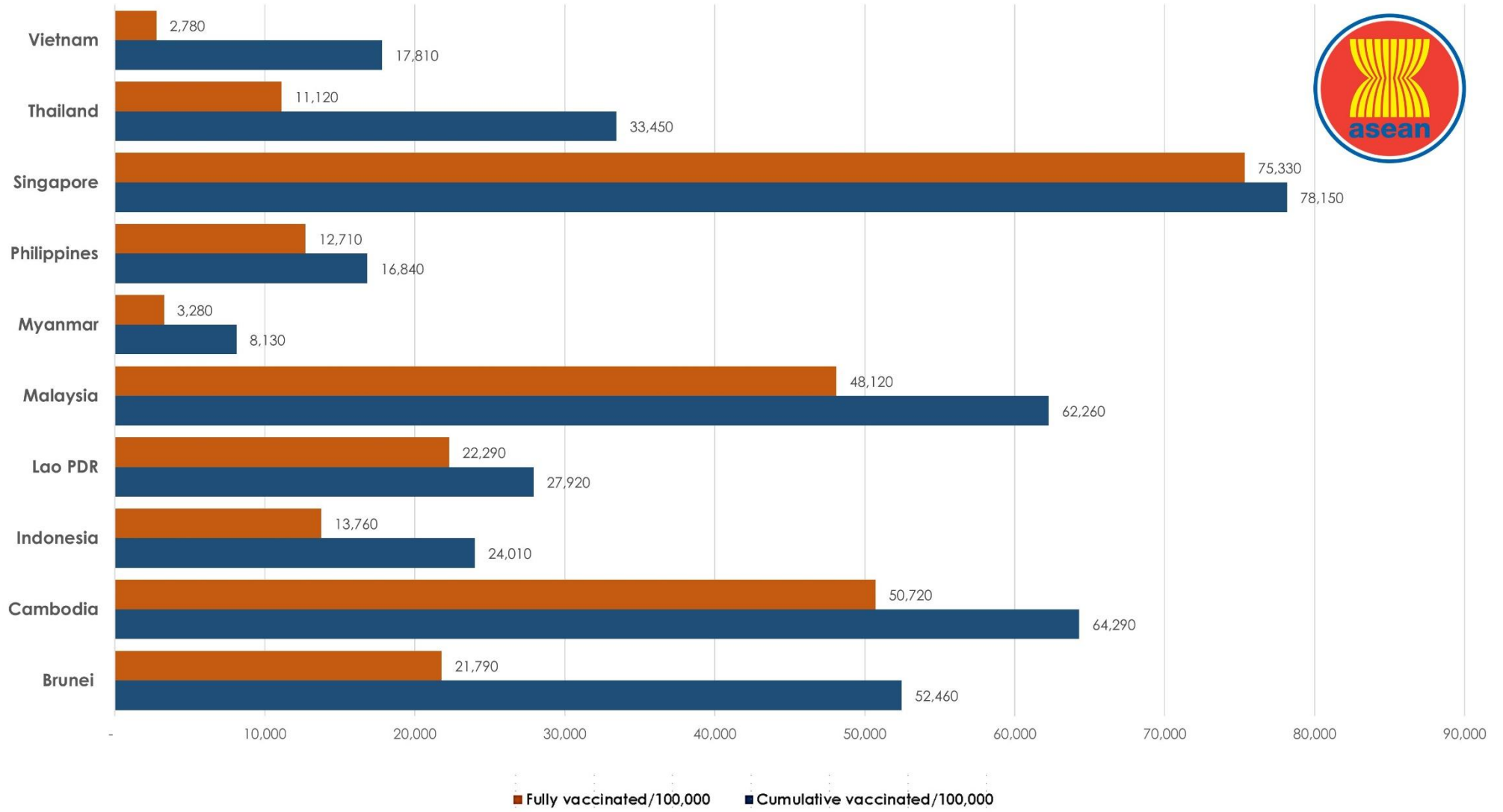


ASEAN Country	New Cases Rate of Change 7-Day Window*	P-value
Brunei	0.75	0.721
Cambodia	3.398	0.006
Indonesia	-850.321	0
Lao PDR	-22.25	0.018
Malaysia	-384.117	0
Myanmar	81.398	0.002
Philippines	198.423	0
Singapore	11.893	0
Thailand	-431.622	0
Vietnam	-77.107	0.137

\*Beta coefficient of linear line of best fit; equal to the rate of change in the 7-day rolling average of new cases over the past 7 days (as of September 5, 2021)

# COVID-19 Vaccination Status

as of 5 September 2021



# Outlook Assessment

as of 4 September 2021

ASEAN MEMBER STATE	REQUIREMENT					
	At least <b>80% of the high-risk population has been vaccinated</b> with at least one dose of a COVID-19 vaccine.		At least <b>65% of the total population has a level of immunity</b> to COVID-19; either recovered from COVID-19 or have been vaccinated with at least one dose of a COVID-19 vaccine.		Case levels are generally low (a 7-day rolling average number of daily new cases that is <10 cases per 100,000, with each day's past-14-day test positivity is consistently <5%).	
	% of High risk population with one dose	Projected Completion Date <i>(moderate case scenario)</i>	% of Total population with one dose	Projected Completion Date <i>(moderate case scenario)</i>	Daily cases/100,000	Test positivity last 14 days
Brunei	>80.0	Aug 2021	52.7		24.959	
Cambodia	>80.0	Jun 2021	69.3	Aug 2021	2.659	
Indonesia	>80.0	Aug 2021	26.4	Mar 2022	3.020	12.4
Lao PDR	> 80.0	Aug 2021	30.6	Apr 2022	2.580	11.4
Malaysia	>80.0	Jul 2021	64.7	Sep 2021	62.119	13.2
Myanmar	13.6	-	9.0	-	6.199	13.7
Philippines	75.2	Nov 2021	19.5	Apr 2022	16.567	25.3
Singapore	>80.0	May 2021	>80.2	Jul 2021	3.251	0.1
Thailand	70.8	Sept 2021	35.1	Dec 2021	22.062	34.2
Vietnam	60.1	Oct 2021	19.3	Dec 2021	13.136	5.0



Report generated by  
**ASEAN Biodiaspora Virtual Center (ABVC)**  
 in collaboration with **Bluedot Inc.**  
 Email: [support@biodiaspora.org](mailto:support@biodiaspora.org)

