

COVID-19 Situational Report in the ASEAN Region

ASEAN BioDiaspora Virtual Center (ABVC)

as of December 6, 2021



COVID-19: Highlights and Situation Overview

Global Update

- Worldwide, there have been over 266 million cases and over 5 million deaths attributed to COVID-19.
- According to the World Health Organization (WHO), about 3.8 million new cases (5.3% increase over last week) and over 47,500 new deaths (7.5% decrease over last week) were reported globally during the week of November 22 to November 28. The European region continues to report an increase in new cases (+7%), with the addition of the African (+93%), Western Pacific (+24%), and Eastern Mediterranean (+2%) regions also reporting an increase in new cases this week. However, the large increase reported by the African region can be explained by the backlog of antigen tests included by South Africa in an updated testing protocol last week. The American regions observed the largest decrease in new cases (-24%) and deaths (-36%), while South-East Asian region reported the largest increase in new deaths (+26%). Based on the BlueDot COVID-19 Data Suite, as of December 2, the top five countries with the highest seven-day rolling average number of daily new cases are the United States, Germany, United Kingdom, France, and Russia. The top five countries/territories with the highest seven-day rolling average number of daily new cases per million population are Andorra, Czech Republic, Cayman Islands, Belgium, and Guernsey. As of December 2, Europe is the continent with the largest proportion of countries (45%, or 23 out of 51) with a high incidence rate (>350 per 100,000 over the past 14 days) and a stable or increasing trend in daily new cases over the last seven days. Africa has the highest proportion of countries (27%, or 15 out of 56) with a low (<=140) to moderate (140 - 350) incidence rate and an increasing trend in new cases over the last seven days. South America has the highest proportion of countries (71%, or 10 out of 14) reporting a low incidence rate (<= 140) with a stable or decreasing trend in new cases.
- According to the BlueDot COVID-19 Datasuite, COVID-19 disease activity is rapidly increasing in South Africa. The seven-day rolling average number of daily new cases has increased from 290 on November 16 to 5,093 on December 2. The seven-day rolling average number of daily new deaths has also increased from 17 to 21 in the same time period. The 14-day test positivity rate has also escalated from 1.0% on November 16 to 9.4% on December 2, with the 14-day testing per 100,000 individuals also increasing from 656 to 848 tests, respectively. As of December 2, there have been 65,757 cases reported in the past 30 days (2.2% of cumulative cases), with the Omicron variant (B.1.1.529) now the cause of most cases in South Africa over the last month. Of the country's 58.5 million population, 17,376,900 individuals (29.7%) are vaccinated with at least one dose of a COVID-19 vaccine, while 14,561,395 individuals (24.9%) are fully vaccinated. South African health officials note they are in a fourth wave, with the new variant reported in approximately 74% of virus genomes sequenced in the last month. The National Institute for Communicable Diseases (NICD) has seen an "exponential increase" in infections over the past two weeks, from a weekly average of around 300 new cases per day to 1,000 last week, and most recently over 5,000 cases per day. According to media sources, the province of Gauteng, which is the heart of the recent Omicron variant outbreak, has the highest COVID-19 test positivity rate, at about 19%. According to official data, hospitalization rates in the Gauteng province have jumped by 144% in the last week, doubling approximately every six days. In addition, one report noted that there had been a 10% increase in the hospital admission rates of toddlers within the city of Tshwane, Gauteng in South Africa. On November 2, the South African Centre for Epidemiological Modelling and Analysis (SACEMA) and the NICD indicated in a pre-print (not certified/peer-reviewed) that recent findings provide epidemiological evidence that the Omicron variant may have the ability to evade immunity from prior infection. In this study, 35,670 suspected reinfections were identified among 2,796,982 individuals with laboratory-confirmed SARS-CoV-2 who had a

positive test result at least 90 days prior to November 27, 2021. According to this study, the Omicron variant poses a threefold higher risk of reinfection than the currently dominant Delta variant and the Beta strain. However, the authors also noted that there is less evidence of immune escape associated with the Beta or Delta variants, when compared to the first wave of COVID-19. Of note, questions remain regarding whether Omicron is also able to evade vaccine-induced immunity, and the implications on protection against severe disease and death.

- As of December 5 (3 pm EST), a total of 884 confirmed cases of the Omicron variant (B.1.1.529) reported across 45 countries. Cases of the Omicron variant have been reported for the first time today in Romania, Chile, Senegal and Tunisia. It is also noteworthy, that the case from Tunisia, has a history of recent travel to the Democratic Republic of the Congo (DRC). Although details of this case remain limited, this event is noteworthy as yet no Omicron cases have been confirmed in the DRC. In addition, the case confirmed from Chile has a recent history of travel to Ghana, indicating that an outbreak of greater magnitude might be in place due to exportation of cases. As of December 5, the majority of confirmed cases continue to have a history of travel to countries in Africa, with some having taken connecting flights at other locations between Africa and Europe. However, several countries (i.e. South Africa, Botswana, Israel, Belgium, Germany, Spain, Australia, Italy, United Kingdom, Portugal, Switzerland, Brazil, South Korea, Norway, India, Ghana, Finland, Iceland, Zimbabwe, Zambia, United States, and Canada) have detected cases without an epidemiological link to known Omicron clusters, which may indicate that community transmission could be ongoing within these countries. As of December 5, in the United States, there have been at least 30 confirmed Omicron variant cases across 17 states. Of these, there is presumably community transmission across the states of New York, Maryland, Nebraska, Hawaii, California, Minnesota, and Connecticut. As of December 5 in Canada, there have been at least 17 confirmed Omicron variant cases across three provinces, with presumably community transmission in Ontario.

Country	Number of confirmed cases	*Date of first report	Evidence of local transmission	**Subnational reports of local transmission
South Africa	***172		Yes	
Botswana	19	24-Nov-21	Yes	
Hong Kong	7	25-Nov-21		
Israel	11	26-Nov-21	Yes	Tel Aviv
Belgium	9	26-Nov-21	Yes	
Netherlands	18	28-Nov-21		
Denmark	18	28-Nov-21		
Australia	17	28-Nov-21	Yes	New South Wales, Australian Capital Territory
Austria	11	30-Nov-21		
Czech Republic	1	27-Nov-21		
Italy	9	27-Nov-21	Yes	Campania
United Kingdom	246	27-Nov-21	Yes	Scotland, England
Germany	15	27-Nov-21	Yes	Saxony
Canada	18	28-Nov-21	Yes	Ontario

Sweden	7	29-Nov-21		
Portugal	34	29-Nov-21	Yes	Lisbon
Spain	7	29-Nov-21	Yes	
Japan	2	30-Nov-21		
France	14	2-Dec-21		
Reunion (France)	2	30-Nov-21		
Switzerland	3	30-Nov-21	Yes	Basel-Stadt
Brazil	5	30-Nov-21	Yes	Sao Paulo
Saudi Arabia	1	1-Dec-21		
South Korea	12	1-Dec-21	Yes	
United States	38	1-Dec-21	Yes	New York, Maryland, Nebraska, Hawaii, California, Minnessota, Connecticut
Ghana	34	1-Dec-21	Yes	
Norway	50	1-Dec-21	Yes	Oslo
Nigeria	3	1-Dec-21		
Ireland	1	1-Dec-21		
India	21	2-Dec-21	Yes	Karnakata, Maharashtra
Greece	1	2-Dec-21		
Finland	7	2-Dec-21	Yes	
Iceland	7	1-Dec-21	Yes	Reykjavik
United Arab Emirates	1	1-Dec-21		
Tunisia	1	3-Dec-21		
Mexico	1	3-Dec-21		
Malaysia	1	3-Dec-21		
Zimbabwe	50	3-Dec-21	Yes	
Sri Lanka	1	4-Dec-21		
Luxembourg	1	4-Dec-21		
Zambia	3	4-Dec-21	Yes	Lusaka
Romania	2	5-Dec-21		
Senegal	1	5-Dec-21		
Chile	1	5-Dec-21		
Tunisia	1	5-Dec-21		

*Date of first report refers to the earliest date that confirmed cases were reported

**This list is based on limited data, and may not capture the location of all local transmission events

***The confirmed Omicron cases are relatively few but the region is experiencing a steep exponential increase in COVID-19 cases. This steep increase in COVID-19 cases can likely be attributed to the Omicron variant

Regional Update

- Thailand's health official announced today (December 6) that the country has detected its first case of the SARS-CoV-2 variant Omicron variant in a U.S. citizen who had travelled to the country from Spain late last month. This first confirmed case of Omicron variant is a 35-year-old man who is a U.S. citizen who lived in Spain for a year and has arrived in Thailand on November 29. Thailand's Director-General of the Department of Disease Control said that health authorities were conducting further tests of people who had come into contact with the man, but said all contacts so far were low risk.
- Singapore's Ministry of Health (MOH) reported one more imported COVID-19 case who has tested "preliminarily positive" for the Omicron variant. Case 273611 is a 37-year-old Singapore permanent resident who arrived in Singapore from South Africa on a Singapore Airlines flight on December 1. The man's pre-departure test in Johannesburg on November 29 was negative for COVID-19 and was taken to a stay-home notice (SHN) dedicated facility upon arrival in Singapore. His polymerase chain reaction (PCR) tests on December 1 and 3 came back negative. On December 4, he developed a fever and sore throat and was taken to the National Centre for Infectious Diseases (NCID), where he tested "preliminarily positive" for the Omicron variant. He was on the same flight as Cases 271487 and 271958, who tested preliminarily positive last week. However, their confirmatory test results are still pending according to the MOH.

Vaccine Update

- Malaysia reported a total of 22,718,376 individuals or 97% of the adult population have completed the COVID-19 vaccination as of December 5 (Sunday). Based on the Health Ministry's CovidNow portal, 23,046,859 individuals or 98.4% of the adult population have received at least one dose of the vaccine. As for adolescents aged 12-17, 2,720,504 individuals or 86.4% have completed the vaccination, while 2,829,902 individuals or 89.9% have received at least one dose of the vaccine. Meanwhile, a total of 67,701 doses of the vaccine were dispensed yesterday involving 3,902 as the second dose, 3,209 the first dose and 60,590 as booster dose, bringing a total of 54,031,000 doses (including 2,905,809 booster doses) administered under the National COVID-19 Immunization Programme.

Travel Advisories (new update/s)

- Cambodia: The country's health minister announced on December 5 (Sunday) that the government has removed its ban on travellers from 10 African countries after a nearly one-week suspension due to the Omicron variant of COVID-19. With the approval from Cambodian Prime Minister, the Ministry of Health (MOH) decided to lift the ban on travelers from Botswana, Eswatini, Lesotho, Mozambique, Namibia, South Africa, Zimbabwe, Malawi, Angola and Zambia, he said, adding that the ban removal took effect immediately. But the travelers from the 10 countries and those who have a history of traveling to the 10 countries in the last two weeks must undergo a rapid test for COVID-19 upon their arrival in Cambodia. If the result is negative, travellers must go into a seven-day quarantine and then take a PCR test on the sixth day of the quarantine. Fully vaccinated travelers must show a medical certificate certifying that they have tested negative for COVID-19 within 72 hours prior to their arrival in Cambodia, adding that unvaccinated passengers will be required to undergo a full 14-day quarantine. The reversal came after UN Secretary-General said on November 29 that he was deeply concerned about the isolation of southern African countries due to the Omicron variant travel restrictions.

Cases and Deaths as of 06 December 2021

- As of 06 December 2021 (2PM, GMT+8), worldwide, there were **266,509,813** confirmed cases, including **5,277,303** deaths. Globally, Case Fatality Rate (CFR) was **2.0**.
- In **China**, there were **128,338** confirmed cases with **5,697** deaths, including deaths in Hong Kong (213) and Taiwan (848). Confirmed cases in China include confirmed cases in Hong Kong (12,462) and Taiwan (16,652). CFR was **4.4**.
- 14,210,458 confirmed cases** of COVID-19 have been reported in the ASEAN region with a total of **294,234 deaths**, with a CFR of **2.1**.

REGION	COUNTRY	FIRST CONFIRMED CASE(S)	LATEST REPORT ON CONFIRMED CASE(S)	TOTAL CONFIRMED CASES	NEW CASES (7-DAY ROLLING AVERAGE)	TOTAL DEATHS	NEW DEATHS (7-DAY ROLLING AVERAGE)	CASE FATALITY RATE	CUMULATIVE CASES/ 100,000	NUMBER OF TESTS LAST 14 DAYS/ 100,000	CUMULATIVE VACCINATED	CUMULATIVE FULLY VACCINATED	FULLY VACCINATED / 100
ASEAN REGION	Brunei	10-Mar-20	05-Dec-21	15,186	22 (21)	98	-	0.6%	3,505		404,070	350,223	79.3
	Cambodia	27-Jan-20	05-Dec-21	120,256	24 (24)	2,960	4 (4)	2.5%	729	-	14,159,169	13,414,877	79.2
	Indonesia	02-Mar-20	05-Dec-21	4,257,685	196 (250)	143,867	4 (8)	3.4%	1,573	838	142,432,347	99,009,581	35.8
	Lao PDR	24-Mar-20	05-Dec-21	79,833	1,364 (1,188)	207	6 (7)	0.3%	1,114	473	3,744,740	3,099,003	42.0
	Malaysia	25-Jan-20	05-Dec-21	2,658,772	4,298 (4,994)	30,614	40 (44)	1.2%	8,322	3,567	25,846,528	25,420,679	77.6
	Myanmar	23-Mar-20	05-Dec-21	524,407	285 (407)	19,141	6 (8)	3.7%	970	-	16,485,315	11,615,096	21.2
	Philippines	30-Jan-20	05-Dec-21	2,834,775	481 (424)	49,386	156 (146)	1.7%	2,622	315	40,517,967	37,334,887	33.6
	Singapore	23-Jan-20	05-Dec-21	269,211	552 (1,082)	759	13 (10)	0.3%	4,720	-	5,071,148	5,012,181	91.9
	Thailand	13-Jan-20	05-Dec-21	2,141,241	4,704 (4,918)	20,942	27 (34)	1.0%	3,075	-	48,525,815	41,732,668	59.7
	Vietnam	23-Jan-20	05-Dec-21	1,309,092	14,314 (14,107)	26,260	199 (197)	2.0%	1,357	625	73,155,299	53,691,472	54.7
				14,210,458	26,240	294,234	455	2.1%					

- 252,171,017 confirmed cases** of COVID-19 have been reported in **223 countries/states** (other than China, Hong Kong, Taiwan, Macau, and ASEAN countries):

REGION	COUNTRY	FIRST CONFIRMED CASE(S)	LATEST REPORT ON CONFIRMED CASE(S)	TOTAL CONFIRMED CASES	NEW CASES	TOTAL DEATHS	NEW DEATHS	CASE FATALITY RATE	CUMULATIVE CASES/ 100,000	NUMBER OF TESTS LAST 14 DAYS/ 100,000	CUMULATIVE IMMUNIZED	CUMULATIVE FULLY VACCINATED	FULLY VACCINATED/ 100
ASIA PACIFIC	Japan	16 Jan 2020	05-Dec-21	1,727,506	115	18,274	-	1.1%	1,368	395	99,861,506	97,558,098	77.4
	South Korea	20 Jan 2020	05-Dec-21	473,034	5,127	3,852	43	0.8%	915	-	42,618,296	41,192,348	80.3
	Nepal	24 Jan 2020	05-Dec-21	822,592	200	11,541	1	1.4%	2,875	318	9,879,648	8,437,860	28.4
	Australia	25 Jan 2020	05-Dec-21	217,839	1,263	2,050	8	0.9%	849	5,788	20,099,492	18,990,458	73.6
	Sri Lanka	27 Jan 2020	05-Dec-21	567,682	746	14,461	21	2.5%	2,604	379	15,935,634	13,756,417	64.0
	India	30 Jan 2020	04-Dec-21	34,633,255	-	473,326	-	1.4%	2,535	953	799,745,524	474,060,721	34.0
	Afghanistan	24 Feb 2020	05-Dec-21	157,445	14	7,312	-	4.6%	414		4,397,449	3,566,192	9.0
	Pakistan	26 Feb 2020	05-Dec-21	1,286,825	372	28,767	6	2.2%	594	219	81,076,341	51,163,078	22.7
	New Zealand	28 Feb 2020	05-Dec-21	12,195	108	44	-	0.4%	248	6,953	3,923,813	3,681,862	71.9

	Bhutan	05 Mar 2020	04-Dec-21	2,641	-	3	-	0.1%	346	2,057	589,215	564,340	72.4
	Maldives	07 Mar 2020	05-Dec-21	92,211	116	254	1	0.3%	17,367	8,267	395,807	364,229	67.0
	Bangladesh	08 Mar 2020	05-Dec-21	1,577,443	198	28,001	6	1.8%	967	126	63,639,683	37,558,671	22.6
	Mongolia	10 Mar 2020	05-Dec-21	383,543	327	2,016	3	0.5%	11,892	56,991	2,261,462	2,153,234	64.7
	Turkey	10 Mar 2020	05-Dec-21	8,901,117	19,357	77,830	185	0.9%	10,669	4,736	56,360,977	50,632,985	59.5
	French Polynesia	12 Mar 2020	02-Dec-21	46,795	-	636	-	1.4%	16,755		162,831	155,959	55.2
	Guam	15 Mar 2020	04-Dec-21	19,247	-	266	-	1.4%	11,505		136,957	124,151	73.7
	New Caledonia	17 Mar 2020	05-Dec-21	12,249	6	279	1	2.3%	4,256		181,074	169,288	58.7
	Fiji	18 Mar 2020	03-Dec-21	52,543	-	697	-	1.3%	5,904	-	651,320	585,788	64.9
	Papua New Guinea	21 Mar 2020	02-Dec-21	35,390	-	550	-	1.6%	403	-	269,366	197,800	2.2
	Timor Leste	21 Mar 2020	04-Dec-21	19,828	-	122	-	0.6%	1,533	-	646,851	465,372	34.6
	Northern Mariana Islands	28 Mar 2020	04-Dec-21	1,104	-	3	-	0.3%	1,930		40,746	36,783	70.9
	North Korea	24 Jul 2020	25-Jul-20	1	-	-	-	0.0%	0				
	Solomon Islands	03 Oct 2020	16-Apr-21	20	-	-	-	0.0%	3		161,521	46,525	6.6
	Wallis et Futuna	17 Oct 2020	03-Dec-21	454	-	7	-	1.5%	2,833		6,016	5,923	53.4
	Marshall Islands	26 Oct 2020	17-Nov-20	4	-	-	-	0.0%	7		24,864	22,026	28.3
	Vanuatu	11 Nov 2020	24-Oct-21	6	-	1	-	16.7%	2		89,472	40,110	12.8
	Samoa	18 Nov 2020	12-Feb-21	3	-	-	-	0.0%	2		139,865	108,864	54.4
	Micronesia	11 Jan 2021	11-Jan-21	1	-	-	-	0.0%	1		47,853	42,544	41.6
	Palau	31 May 2021	08-Oct-21	8	-	-	-	0.0%	44		18,537	15,873	73.7
	Tonga	05 Nov 2021	05-Nov-21	1	-				1		73,183	45,002	42.2
AMERICAS	USA	21 Jan 2020	05-Dec-21	49,958,729	23,938	808,730	122	1.6%	15,220	2,121	235,297,964	197,074,344	59.4
	Canada	25 Jan 2020	05-Dec-21	1,807,691	2,629	29,768	2	1.6%	4,756	2,453	30,755,662	29,091,262	76.4
	Brazil	26 Feb 2020	04-Dec-21	22,142,132	-	615,828	-	2.8%	10,456	295	164,543,599	136,830,588	63.9
	Mexico	28 Feb 2020	04-Dec-21	3,900,293	-	295,154	-	7.6%	3,057	105	77,366,309	65,166,868	50.0
	Saint Martin	01 Mar 2020	28-Nov-21	3,973	-	56	-	1.4%	10,455				

Ecuador	01 Mar 2020	30-Nov-21	526,870	-	33,250	-	6.3%	3,033	141	13,796,237	11,501,793	64.3
Dominican Republic	01 Mar 2020	05-Dec-21	408,516	271	4,212	-	1.0%	3,804	-	6,889,377	5,617,498	51.3
Chile	03 Mar 2020	05-Dec-21	1,772,547	1,927	38,501	36	2.2%	9,353	3,738	16,898,857	16,212,747	84.4
Argentina	03 Mar 2020	05-Dec-21	5,340,676	1,294	116,646	3	2.2%	11,884	453	36,971,042	30,213,089	66.3
Peru	05 Mar 2020	04-Dec-21	2,242,646	-	201,360	-	9.0%	6,898	-	22,542,649	18,576,645	55.7
Costa Rica	06 Mar 2020	03-Dec-21	567,383	-	7,312	-	1.3%	11,241	67	3,887,480	3,215,091	62.6
Colombia	06 Mar 2020	05-Dec-21	5,081,064	2,077	128,780	47	2.5%	10,094	1,025	38,148,662	25,028,663	48.8
French Guiana	06 Mar 2020	03-Dec-21	46,142	-	328	-	0.7%	23,601				
Martinique	06 Mar 2020	30-Nov-21	45,501	-	718	-	1.6%	10,511				
Paraguay	07 Mar 2020	04-Dec-21	463,315	-	16,477	-	3.6%	6,577	359	3,395,632	2,703,605	37.5
Panama	10 Mar 2020	04-Dec-21	478,831	-	7,373	-	1.5%	11,276	1,586	3,010,829	2,436,176	55.6
Bolivia	10 Mar 2020	03-Dec-21	542,859	-	19,215	-	3.5%	4,715	701	5,109,553	4,190,248	35.4
Honduras	11 Mar 2020	03-Dec-21	378,251	-	10,413	-	2.8%	3,881		4,395,843	3,622,891	36.0
Cuba	11 Mar 2020	05-Dec-21	963,090	88	8,309	2	0.9%	8,498	-	10,188,084	9,270,769	81.9
Guyana	11 Mar 2020	04-Dec-21	38,118	-	1,004	-	2.6%	4,870		402,142	280,637	35.5
Jamaica	12 Mar 2020	05-Dec-21	91,469	48	2,410	3	2.6%	3,102	312	680,289	520,011	17.5
St Vincent and the Grenadines	12 Mar 2020	02-Dec-21	5,579	-	74	-	1.3%	5,045	1,395	31,580	23,193	20.8
Saint Lucia	13 Mar 2020	05-Dec-21	13,034	7	282	-	2.2%	7,131		54,623	46,881	25.4
Trinidad and Tobago	13 Mar 2020	04-Dec-21	74,533	-	2,236	-	3.0%	5,343	-	648,320	647,907	46.2
Venezuela	13 Mar 2020	04-Dec-21	434,133	-	5,186	-	1.2%	1,522		16,415,684	9,858,581	34.3
Guatemala	13 Mar 2020	04-Dec-21	619,542	-	15,980	-	2.6%	3,731	177	6,080,534	4,163,465	22.8
Uruguay	13 Mar 2020	04-Dec-21	400,821	-	6,132	-	1.5%	11,579	2,996	2,751,833	2,660,281	76.3
Curacao	13 Mar 2020	05-Dec-21	17,485	15	179	-	1.0%	11,099		103,136	95,517	58.0
Puerto Rico	13 Mar 2020	04-Dec-21	188,673	-	3,272	-	1.7%	5,908		2,733,025	2,379,078	74.5
Suriname	13 Mar 2020	04-Dec-21	50,993	-	1,170	-	2.3%	8,771		258,304	220,663	37.3
Antigua and Barbuda	13 Mar 2020	03-Dec-21	4,147	-	117	-	2.8%	4,270	-	61,418	56,219	56.9
Guadeloupe	13 Mar 2020	02-Dec-21	55,284	-	748	-	1.4%	12,479				
Cayman Islands	13 Mar 2020	03-Dec-21	7,529	-	7	-	0.1%	11,592		58,143	56,187	84.5
Aruba	14 Mar 2020	05-Dec-21	16,450	18	174	-	1.1%	15,473		83,754	78,159	72.9

Bahamas	15 Mar 2020	02-Dec-21	22,825	-	695	-	3.0%	5,860	1,057	151,709	138,266	34.8
US Virgin Islands	16 Mar 2020	03-Dec-21	7,530	-	87	-	1.2%	7,062		60,879	52,419	49.3
Sint Maarten	17 Mar 2020	04-Dec-21	4,598	-	75	-	1.6%	11,288		26,935	24,921	57.4
Montserrat	17 Mar 2020	09-Oct-21	41	-	1	-	2.4%	439		1,531	1,417	28.5
Barbados	17 Mar 2020	03-Dec-21	25,964	-	234	-	0.9%	9,046		153,670	136,988	47.6
El Salvador	18 Mar 2020	04-Dec-21	119,803	-	3,783	-	3.2%	1,856	-	4,428,668	4,059,302	62.3
Nicaragua	18 Mar 2020	30-Nov-21	17,254	-	210	-	1.2%	264		4,053,890	2,322,298	34.7
Bermuda	18 Mar 2020	02-Dec-21	5,751	-	106	-	1.8%	8,997		48,464	47,365	76.3
Haiti	19 Mar 2020	04-Dec-21	25,510	-	747	-	2.9%	226		118,222	66,888	0.6
Dominica	22 Mar 2020	01-Dec-21	6,120	-	39	-	0.6%	8,523		28,908	26,852	37.2
Grenada	22 Mar 2020	03-Dec-21	5,907	-	200	-	3.4%	5,274		40,561	34,593	30.6
Belize	23 Mar 2020	03-Dec-21	30,680	-	579	-	1.9%	7,860	4,023	228,517	195,230	48.2
Turks and Caicos Islands	23 Mar 2020	02-Dec-21	3,103	-	25	-	0.8%	8,125		29,210	27,133	69.2
Saint Kitts and Nevis	24 Mar 2020	04-Dec-21	2,790	-	28	-	1.0%	5,282	1,742	27,927	24,997	46.7
British Virgin Islands	25 Mar 2020	01-Dec-21	2,809	-	38	-	1.4%	9,354		18,288	16,704	54.9
Anguilla	26 Mar 2020	01-Dec-21	1,414	-	3	-	0.2%	10,668		10,038	9,213	60.9
Caribbean Netherlands	01 Apr 2020	03-Dec-21	3,026	-	22	-	0.7%	16,800		19,109	16,736	63.3
Falkland Islands	03 Apr 2020	01-Dec-21	83	-	-	-	0.0%	3,146		2,632	1,775	50.3
Saint Pierre and Miquelon	05 Apr 2020	03-Dec-21	86	-	-	-	0.0%	1,226				
Saint Barthelemy	25 Jul 2020	28-Nov-21	1,603	-	6	-	0.4%	18,970				
EUROPE	France	24 Jan 2020	7,917,264	42,252	119,535	29	1.5%	11,806		52,031,795	47,303,279	70.0
	Germany	27 Jan 2020	6,195,267	35,983	103,604	74	1.7%	7,452	2,304	59,764,976	57,323,690	68.3
	Finland	29 Jan 2020	191,226	-	1,360	-	0.7%	3,464	3,459	4,303,144	4,054,134	73.1
	Italy	30 Jan 2020	5,109,082	15,010	134,195	43	2.6%	8,473	10,092	47,366,068	44,146,567	73.1
	Russian Federation	31 Jan 2020	9,801,613	32,602	281,278	1,206	2.9%	6,789	5,096	67,991,712	58,480,065	40.1
	Spain	31 Jan 2020	5,202,958	-	88,159	-	1.7%	11,052	1,773	38,409,145	37,655,150	80.6
	Sweden	31 Jan 2020	01-Dec-21	1,212,145	-	15,170	-	1.3%	11,785		7,611,128	7,179,328

United Kingdom of Great Britain	31 Jan 2020	05-Dec-21	10,464,389	43,285	145,605	54	1.4%	15,657	14,644	51,068,961	46,491,583	68.2
Belgium	05 Feb 2020	04-Dec-21	1,827,467	-	27,167	-	1.5%	15,913	10,562	8,845,136	8,704,891	74.8
Switzerland	25 Feb 2020	03-Dec-21	1,039,730	-	11,612	-	1.1%	12,125	6,059	5,855,591	5,716,809	65.6
Austria	25 Feb 2020	05-Dec-21	1,198,478	5,192	12,796	43	1.1%	13,501	53,007	6,399,394	6,042,966	66.8
Croatia	25 Feb 2020	05-Dec-21	631,037	2,796	11,218	68	1.8%	15,514	4,006	2,206,995	1,979,003	48.5
Norway	26 Feb 2020	04-Dec-21	282,918	-	1,093	-	0.4%	5,290	3,542	4,245,806	3,850,609	70.5
Romania	26 Feb 2020	05-Dec-21	1,786,036	916	57,099	78	3.2%	9,227	3,482	7,766,483	7,488,507	39.2
Estonia	26 Feb 2020	05-Dec-21	224,993	339	1,823	8	0.8%	16,960	4,713	830,624	793,405	59.9
Georgia	26 Feb 2020	05-Dec-21	865,293	3,410	12,344	46	1.4%	23,258	-	1,210,371	1,014,258	25.5
North Macedonia	26 Feb 2020	05-Dec-21	217,301	276	7,641	10	3.5%	10,430	2,167	885,888	789,905	37.9
Greece	26 Feb 2020	05-Dec-21	966,221	3,526	18,595	79	1.9%	9,016	39,912	7,111,208	6,659,001	64.2
Denmark	27 Feb 2020	05-Dec-21	509,111	3,026	2,946	7	0.6%	8,750	27,733	4,580,168	4,463,547	76.8
San Marino	27 Feb 2020	28-Nov-21	5,979	-	93	-	1.6%	17,658		25,455	22,379	65.8
Lithuania	27 Feb 2020	05-Dec-21	479,839	1,525	6,847	22	1.4%	17,218	6,698	1,878,398	1,790,790	66.6
Netherlands	27 Feb 2020	05-Dec-21	2,751,954	23,078	19,668	26	0.7%	15,877	2,738	13,250,117	12,721,528	74.1
Azerbaijan	27 Feb 2020	05-Dec-21	596,388	1,394	7,967	20	1.3%	5,950	1,467	5,095,524	4,588,915	44.9
Belarus	28 Feb 2020	05-Dec-21	663,813	1,757	5,162	15	0.8%	7,012	3,085	3,618,830	2,712,219	28.7
Iceland	28 Feb 2020	03-Dec-21	18,333	-	35	-	0.2%	5,074	6,548	285,726	281,402	82.0
Ireland	28 Feb 2020	05-Dec-21	594,250	5,156	5,707	-	1.0%	12,026	7,657	3,863,948	3,798,451	76.2
Monaco	29 Feb 2020	05-Dec-21	3,885	6	36	-	0.9%	9,971		26,672	23,308	59.0
Czech Republic	01 Mar 2020	05-Dec-21	2,240,721	11,006	33,665	89	1.5%	21,001		6,693,322	6,412,449	59.8
Luxembourg	01 Mar 2020	02-Dec-21	90,774	-	880	-	1.0%	14,643	6,755	454,957	429,705	67.7
Armenia	01 Mar 2020	05-Dec-21	340,723	327	7,683	14	2.3%	11,520	2,806	799,403	436,861	14.7
Latvia	02 Mar 2020	05-Dec-21	257,329	477	4,267	6	1.7%	13,453	6,142	1,281,510	1,204,424	64.5
Portugal	02 Mar 2020	05-Dec-21	1,166,787	3,786	18,537	23	1.6%	11,362	7,289	9,053,901	8,925,907	87.8
Andorra	02 Mar 2020	03-Dec-21	18,010	-	132	-	0.7%	23,347	9,104	54,999	49,535	64.0
Liechtenstein	03 Mar 2020	05-Dec-21	4,893	45	62	-	1.3%	12,870	8,769	25,762	25,165	65.8
Ukraine	03 Mar 2020	05-Dec-21	3,497,477	6,622	88,280	278	2.5%	7,880	1,052	13,725,903	11,783,121	27.1
Slovenia	04 Mar 2020	05-Dec-21	430,064	1,119	5,303	13	1.2%	20,597	3,184	1,234,563	1,157,776	55.7
Hungary	04 Mar 2020	03-Dec-21	1,134,869	-	35,122	-	3.1%	11,616	5,664	6,145,984	5,858,119	60.8

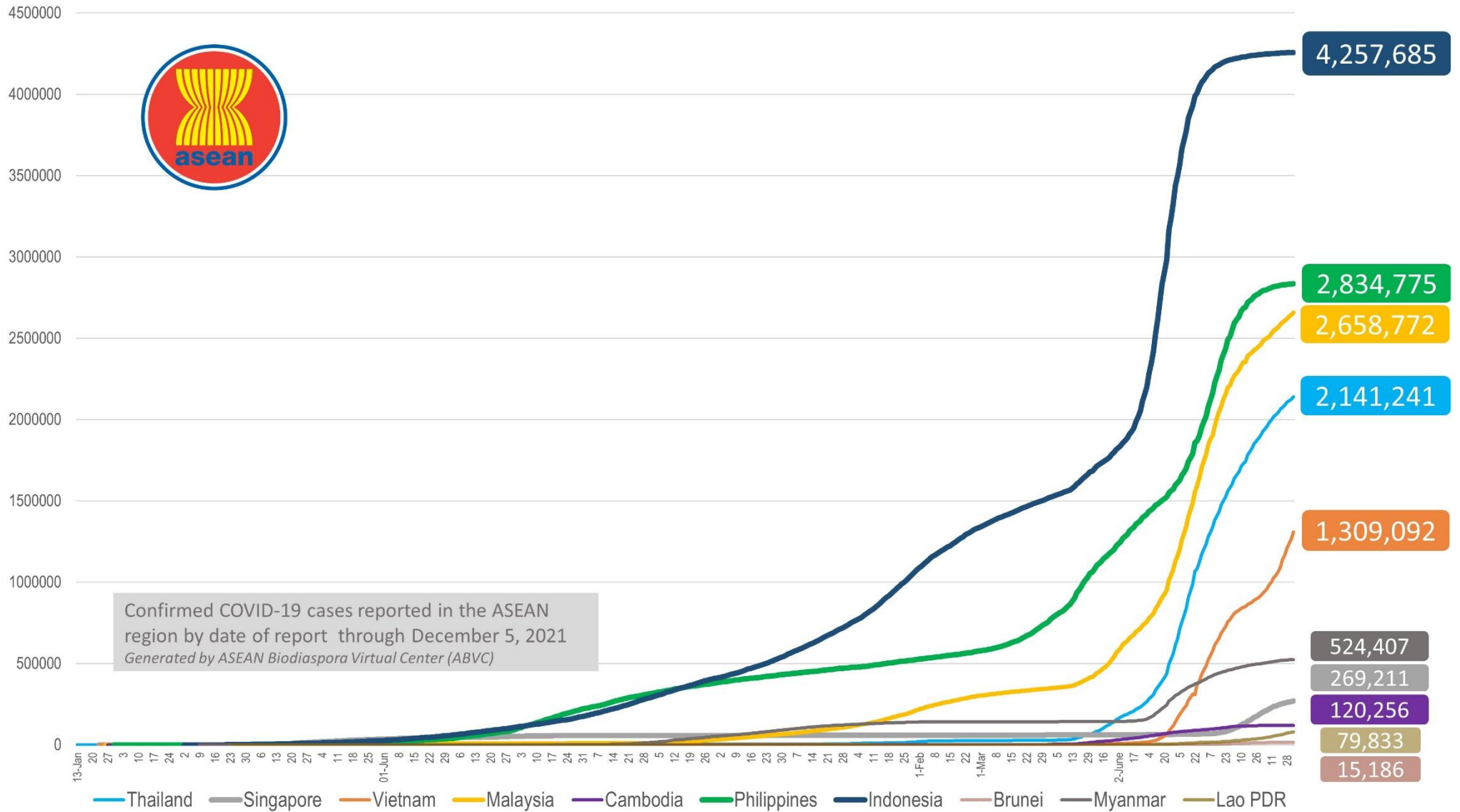
	Poland	04 Mar 2020	05-Dec-21	3,671,421	22,394	85,675	45	2.3%	9,669	2,937	20,968,528	20,521,241	54.3
	Faroe Islands	04 Mar 2020	05-Dec-21	3,916	62	13	-	0.3%	8,045		40,205	38,142	77.8
	Bosnia and Herzegovina	05 Mar 2020	03-Dec-21	277,228	-	12,687	-	4.6%	8,398	1,297	833,233	720,641	22.1
	Gibraltar	05 Mar 2020	05-Dec-21	7,371	11	99	-	1.3%	21,872		40,995	39,823	118.2
	Slovakia	06 Mar 2020	05-Dec-21	729,475	7,367	14,826	55	2.0%	13,375	13,833	2,651,783	2,349,722	43.0
	Serbia	06 Mar 2020	05-Dec-21	1,263,663	1,244	11,917	41	0.9%	18,195	2,410	3,272,681	3,136,806	45.7
	Vatican City	06 Mar 2020	17-Oct-20	27	-	-	-	0.0%	2,932				
	Malta	07 Mar 2020	05-Dec-21	39,934	69	468	-	1.2%	7,945	6,174	435,937	432,625	83.8
	Moldova	07 Mar 2020	05-Dec-21	366,256	94	9,217	9	2.5%	13,781	-	948,882	944,930	23.5
	Bulgaria	08 Mar 2020	04-Dec-21	702,454	-	28,805	-	4.1%	10,070	5,896	1,786,530	1,800,792	26.1
	Albania	09 Mar 2020	05-Dec-21	201,730	328	3,110	1	1.5%	7,068	-	1,075,332	965,964	33.6
	Cyprus	09 Mar 2020	05-Dec-21	136,832	307	601	-	0.4%	11,416	70,252	625,138	585,087	65.3
	Channel Islands	09 Mar 2020	03-Dec-21	4,388	-	23	-	0.5%	6,727		32,969	13,618	21.5
	Jersey	10 Mar 2020	03-Dec-21	14,505	-	81	-	0.6%	15,973		79,851	75,335	74.5
	Kazakhstan	13 Mar 2020	05-Dec-21	975,150	695	12,769	15	1.3%	5,267	-	8,771,142	8,166,067	43.0
	Kosovo	13 Mar 2020	05-Dec-21	161,132	4	2,984	-	1.9%	8,980				
	Uzbekistan	15 Mar 2020	05-Dec-21	194,333	228	1,418	2	0.7%	579		17,687,886	5,882,086	17.3
	Greenland	16 Mar 2020	03-Dec-21	1,582	-	-	-	0.0%	2,814		40,271	37,537	66.0
	Montenegro	17 Mar 2020	05-Dec-21	158,466	183	2,329	5	1.5%	25,471		276,861	258,896	41.2
	Kyrgyzstan	18 Mar 2020	05-Dec-21	183,615	42	2,758	1	1.5%	2,844		1,135,054	908,079	13.7
Isle of Man	19 Mar 2020	05-Dec-21	11,924	63	66	-	0.6%	14,097		68,354	64,841	75.9	
Tajikistan	30 Apr 2020	20-Nov-21	17,095	-	124	-	0.7%	183		3,024,020	2,555,173	26.2	
MIDDLE EAST	UAE	29 Jan 2020	05-Dec-21	742,328	114	2,148	-	0.3%	7,598	-	9,801,529	8,832,256	88.4
	Iran	19 Feb 2020	05-Dec-21	6,134,465	3,109	130,200	76	2.1%	7,399	1,583	57,385,036	46,522,058	54.7
	Israel	21 Feb 2020	05-Dec-21	1,345,874	432	8,204	5	0.6%	14,866	10,702	6,363,342	5,780,555	62.2
	Lebanon	21 Feb 2020	05-Dec-21	678,801	1,654	8,775	10	1.3%	9,901	-	1,945,230	1,708,276	25.2
	Kuwait	24 Feb 2020	05-Dec-21	413,491	27	2,465	-	0.6%	9,828	4,490	3,304,574	3,165,385	73.1
	Oman	24 Feb 2020	05-Dec-21	304,603	4	4,113	-	1.4%	6,123		3,310,409	2,828,176	54.1
	Bahrain	24 Feb 2020	05-Dec-21	277,831	28	1,394	-	0.5%	16,929	12,338	1,189,949	1,161,594	66.4
	Iraq	24 Feb 2020	05-Dec-21	2,084,346	457	23,885	12	1.1%	5,302	524	7,545,538	4,723,137	11.5
	Qatar	29 Feb 2020	05-Dec-21	244,223	152	611	-	0.3%	8,623	-	2,360,308	2,218,292	75.7
	Saudi Arabia	02 Mar 2020	05-Dec-21	549,912	35	8,844	2	1.6%	1,605	1,446	24,665,104	22,581,545	63.9
	Jordan	02 Mar 2020	05-Dec-21	975,956	4,555	11,761	46	1.2%	9,661	5,192	4,160,104	3,768,621	36.7

AFRICA	Palestine	05 Mar 2020	05-Dec-21	462,219	275	4,817	3	1.0%	9,865		1,910,794	1,365,858	26.2
	Syria	22 Mar 2020	04-Dec-21	48,538	-	2,772	-	5.7%	284		890,837	739,210	4.0
	Yemen	10 Apr 2020	05-Dec-21	10,025	4	1,954	1	19.5%	34		548,933	361,351	1.2
	Egypt	14 Feb 2020	04-Dec-21	362,260	-	20,682	-	5.7%	361		25,927,931	15,515,855	14.9
	Algeria	25 Feb 2020	05-Dec-21	211,469	172	6,103	7	2.9%	491		6,740,064	5,380,385	12.1
	Nigeria	28 Feb 2020	04-Dec-21	214,567	-	2,980	-	1.4%	107	70	6,524,582	3,595,400	1.7
	Tunisia	02 Mar 2020	04-Dec-21	718,278	-	25,398	-	3.5%	6,142	265	6,140,882	5,191,973	43.5
	Morocco	02 Mar 2020	05-Dec-21	950,591	90	14,788	1	1.6%	2,606	359	24,517,118	22,764,566	61.0
	Senegal	02 Mar 2020	05-Dec-21	74,024	11	1,886	-	2.5%	454	77	1,321,923	924,182	5.4
	South Africa	05 Mar 2020	05-Dec-21	3,031,694	11,125	89,966	1	3.0%	5,177	798	17,660,930	14,815,845	24.7
	Cameroon	06 Mar 2020	01-Dec-21	107,148	-	1,804	-	1.7%	414		777,338	595,316	2.2
	Togo	06 Mar 2020	05-Dec-21	26,304	13	243	-	0.9%	325	135	1,097,253	567,834	6.7
	Burkina Faso	09 Mar 2020	28-Nov-21	16,000	-	286	-	1.8%	79		364,565	297,231	1.4
	Democratic Republic of Congo	10 Mar 2020	02-Dec-21	58,319	-	1,107	-	1.9%	67		142,913	56,167	0.1
	Ivory Coast	11 Mar 2020	04-Dec-21	61,817	-	705	-	1.1%	240	81	2,669,432	1,176,366	4.4
	Reunion	11 Mar 2020	30-Nov-21	61,188	-	384	-	0.6%	7,875				
	Ghana	13 Mar 2020	20-Nov-21	130,920	-	1,209	-	0.9%	430	-	2,651,463	842,225	2.7
	Guinea	13 Mar 2020	29-Nov-21	30,770	-	387	-	1.3%	241		1,658,464	800,939	5.9
	Gabon	13 Mar 2020	02-Dec-21	37,477	-	280	-	0.7%	1,725	1,336	166,353	111,626	4.9
	Sudan	13 Mar 2020	02-Dec-21	43,489	-	3,164	-	7.3%	102		1,154,253	581,846	1.3
	Kenya	13 Mar 2020	05-Dec-21	255,437	29	5,335	-	2.1%	486	-	4,891,490	2,930,650	5.3
	Ethiopia	13 Mar 2020	05-Dec-21	372,215	125	6,800	6	1.8%	332	52	8,317,492	1,450,153	1.2
	Central African Republic	14 Mar 2020	02-Dec-21	11,742	-	101	-	0.9%	247		362,298	321,982	6.5
	Seychelles	14 Mar 2020	01-Dec-21	23,537	-	127	-	0.5%	24,110		81,937	77,951	78.8
	Rwanda	14 Mar 2020	05-Dec-21	100,414	10	1,343	-	1.3%	795	1,145	5,987,745	3,452,598	26.0
	Namibia	14 Mar 2020	05-Dec-21	129,796	158	3,574	1	2.8%	5,203	598	366,698	307,891	11.9
	Swaziland	14 Mar 2020	05-Dec-21	47,504	136	1,248	-	2.6%	4,138		271,668	260,763	22.2
	Mauritania	14 Mar 2020	05-Dec-21	39,558	48	840	2	2.1%	874	-	1,075,584	684,075	14.3
	Mayotte	14 Mar 2020	03-Dec-21	21,003	-	185	-	0.9%	13,206				
	Equatorial Guinea	15 Mar 2020	02-Dec-21	13,599	-	175	-	1.3%	1,003	313	247,933	198,691	13.7
Republic of Congo	15 Mar 2020	30-Nov-21	18,970	-	354	-	1.9%	353		521,700	129,711	2.3	
Benin	16 Mar 2020	01-Dec-21	24,863	-	161	-	0.6%	211	-	339,452	297,726	2.4	
Liberia	16 Mar 2020	28-Nov-21	5,824	-	287	-	4.9%	118		494,052	456,623	8.8	
Tanzania	16 Mar 2020	30-Nov-21	26,270	-	730	-	2.8%	45		885,579	965,778	1.6	
Somalia	16 Mar 2020	02-Dec-21	23,051	-	1,331	-	5.8%	149		589,128	564,612	3.5	
Gambia	17 Mar 2020	28-Nov-21	9,992	-	342	-	3.4%	426	66	236,834	222,890	9.0	
Zambia	17 Mar 2020	05-Dec-21	210,312	18	3,667	-	1.7%	1,177	241	806,611	731,770	3.9	

Mauritius	18 Mar 2020	05-Dec-21	22,090	117	455	-	2.1%	1,745		916,524	914,936	71.9
Djibouti	18 Mar 2020	04-Dec-21	13,508	-	187	-	1.4%	1,387		78,388	26,087	2.6
Niger	19 Mar 2020	03-Dec-21	7,061	-	261	-	3.7%	30		507,223	464,413	1.9
Chad	19 Mar 2020	30-Nov-21	5,701	-	181	-	3.2%	36		185,794	72,824	0.4
Zimbabwe	20 Mar 2020	04-Dec-21	138,523	-	4,709	-	3.4%	946	284	3,866,139	2,876,054	19.1
Cape Verde	20 Mar 2020	05-Dec-21	38,450	11	351	-	0.9%	6,992		296,998	246,960	44.0
Madagascar	20 Mar 2020	03-Dec-21	44,800	-	972	-	2.2%	166	-	532,674	484,570	1.7
Uganda	21 Mar 2020	03-Dec-21	127,655	-	3,254	-	2.5%	288	114	3,838,439	912,983	1.9
Eritrea	21 Mar 2020	04-Dec-21	7,458	-	61	-	0.8%	210				
Angola	21 Mar 2020	04-Dec-21	65,244	-	1,735	-	2.7%	205		6,774,984	3,072,475	9.1
Mozambique	22 Mar 2020	04-Dec-21	151,868	-	1,941	-	1.3%	500	9	6,572,756	3,931,200	12.2
Libya	24 Mar 2020	04-Dec-21	374,989	-	5,493	-	1.5%	5,533		1,710,472	666,531	9.6
Guinea-Bissau	25 Mar 2020	02-Dec-21	6,444	-	149	-	2.3%	335		349,317	19,078	1.0
Mali	25 Mar 2020	05-Dec-21	17,915	103	618	1	3.4%	91		708,943	320,681	1.5
Botswana	30 Mar 2020	02-Dec-21	195,302	-	2,419	-	1.2%	8,478	589	921,104	508,980	21.2
Sierra Leone	31 Mar 2020	27-Nov-21	6,402	-	121	-	1.9%	82		703,231	361,089	4.4
Burundi	31 Mar 2020	02-Dec-21	20,450	-	14	-	0.1%	177		814	914	0.0
Malawi	02 Apr 2020	05-Dec-21	61,981	15	2,307	-	3.7%	333	-	1,175,255	608,389	3.1
South Sudan	05 Apr 2020	29-Nov-21	12,758	-	133	-	1.0%	115	-	185,148	133,315	1.2
Sao Tome and Principe	06 Apr 2020	02-Dec-21	3,732	-	56	-	1.5%	1,735		83,283	38,074	17.1
Comoros	30 Apr 2020	04-Dec-21	4,542	-	150	-	3.3%	534		281,946	241,310	27.2
Lesotho	13May 2020	02-Dec-21	21,838	-	663	-	3.0%	1,028		581,857	572,287	26.5
			252,171,017	361,290	4,977,372	3,089	2.0%					

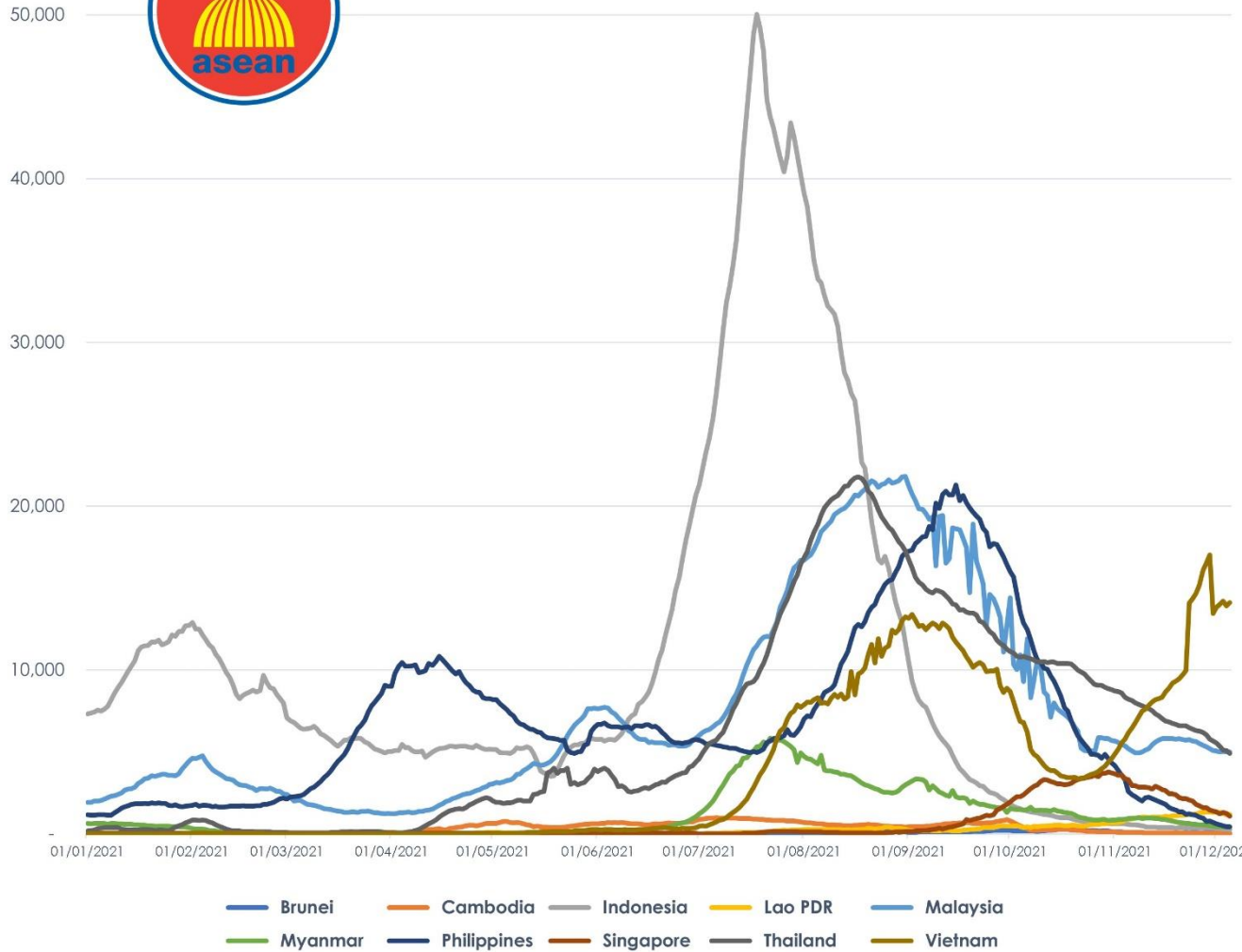
COVID-19 Epi curve among ASEAN Countries

as of 5 December 2021



7-Day Rolling Average of COVID-19 new cases

as of 5 December 2021

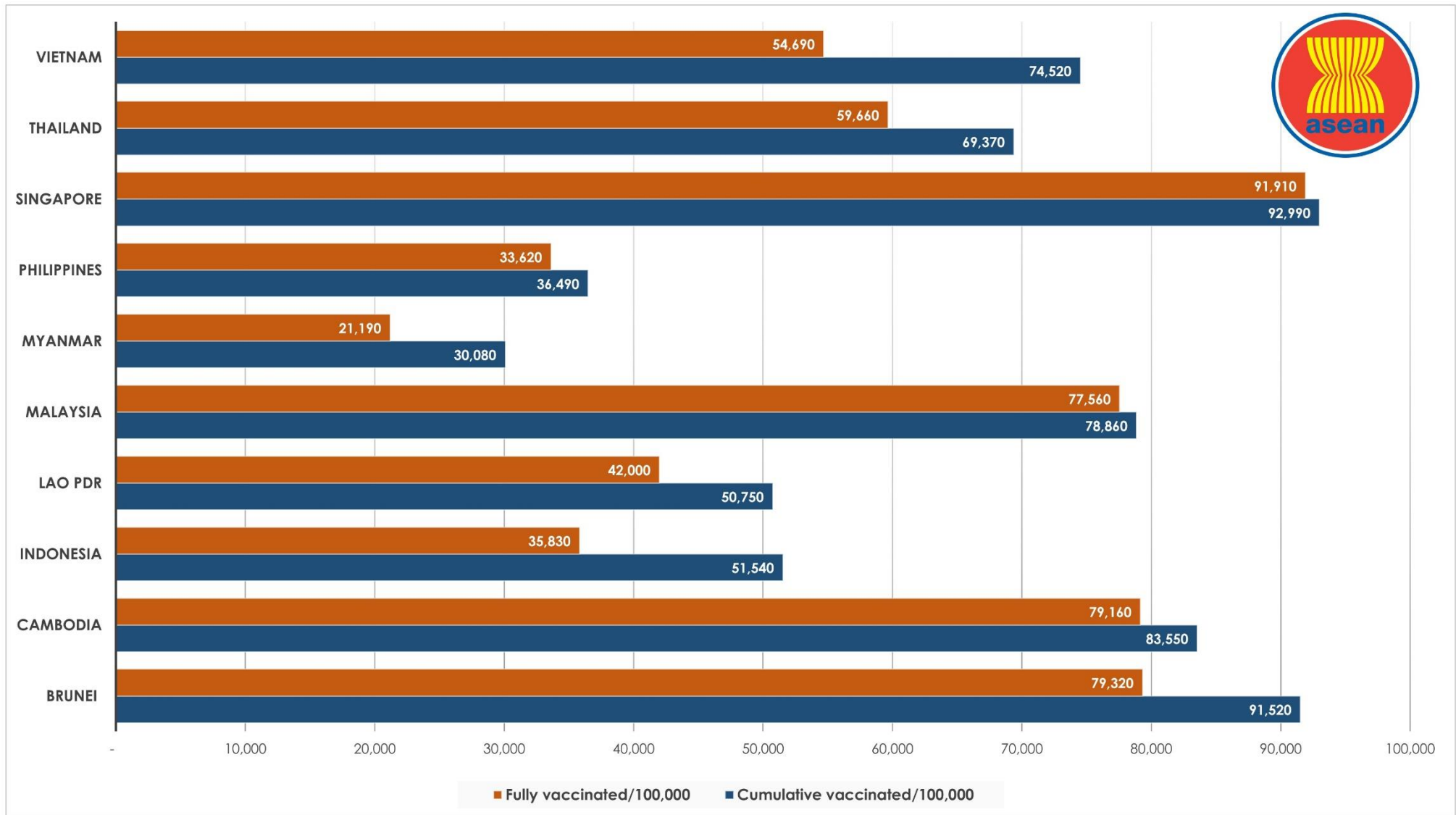


ASEAN Country	New Cases Rate of Change 7-Day Window*	P-value
Brunei	-7.09	0
Cambodia	-0.9	0.004
Indonesia	-19.2	0
Lao PDR	-29.67	0.007
Malaysia	-32.05	0.007
Myanmar	-13.63	0
Philippines	-61.95	0
Singapore	-51.68	0.005
Thailand	-151.61	0
Vietnam	-267.45	0.276

*Beta coefficient of linear line of best fit; equal to the rate of change in the 7-day rolling average of new cases over the past 7 days (as of December 5, 2021)

COVID-19 Vaccination Status

as of 5 December 2021





Report generated by
ASEAN Biodiaspora Virtual Center (ABVC)
 in collaboration with **Bluedot Inc.**
 Email: support@biodiaspora.org

