

COVID-19 Situational Report in the ASEAN Region

ASEAN BioDiaspora Virtual Center (ABVC)

as of November 5, 2021



Canada



COVID-19: Highlights and Situation Overview

Global Update

- Worldwide, there have been over 249 million cases and over 5 million deaths attributed to COVID-19.

Regional Update

- Malaysia's National Security Council (MKN) Director-General announced on November 4 (Thursday) that the enhanced movement control order (EMCO) in Kampung Orang Asli Ruai, Mukim Batu Talam in Raub, Pahang, which was supposed to end on November 5, has been extended until November 18. He said in a statement that the extension was done after evaluating the Health Ministry's risk assessment and the COVID-19 infection trend in the locality. He added that the EMCO at the Integrated Remote District Programme (Prosdet) Pantos, Mukim Ulu Jelai in Lipis, which began on October 8, will end today (November 5) as scheduled. Meanwhile, according to Sabah's official COVID-19 spokesperson on November 5, Sabah will move to Phase 4 of the National Recovery Plan (NRP) starting November 8 (Monday). Under Phase 4 of the NRP, all economic sectors can operate at full capacity with health protocols in place.
- Laos reported another record high of 1,170 new cases of COVID-19 on November 4 (Thursday). According to the Lao Ministry of Health, of the new cases, 1,165 were locally transmitted and five were imported. Of the new cases, Lao capital Vientiane again reported the highest number with 591. As of November 4, a total of 44,061 COVID-19 cases have been reported countrywide while 76 people have died from the virus.

Vaccine Update

- Malaysia reported a total of 22,417,059 individuals or 95.8% of the adult population in the country have completed their Covid-19 vaccination as of November 4. Based on the MoH's data on the CovidNow portal, 97.8% of the adult population or 22,893,173 individuals have received at least one dose of the vaccine. On Tuesday (November 4), a total of 41,391 doses of the vaccine were dispensed with 18,162 doses as second dose, 2,864 doses to first dose recipients and 20,365 doses as booster dose, bringing the total number of doses administered under the National COVID-19 Immunization Programme (PICK) to 50,463,307. As for teenagers who are aged 12 to 17 years, a total of 2,208,399 individuals or 70.2% of have completed the vaccination while 83.4% or 2,623,303 individuals have received at least the first dose of the vaccine as of November 4. Meanwhile, on the administration of the booster dose, a total of 492,054 doses had been dispensed as of November 4.
- Philippine government is looking at administering booster and third shots to healthcare workers, senior citizens, and immuno-compromised individuals by the middle of November. According to a government authority, the projected implementation will be November 15, but the government are still waiting guidance from the policy team, the revision of our emergency use authorization (EUA) by the Food and Drug Administration, and the World Health Organization's Strategic Advisory Group of Experts on Immunization's (SAGE) recommendation. This is pending the issuance of guidelines and recommendations from health experts and the revision of the EUA for COVID-19 vaccines to be used as boosters or third shots. As of the end of October, the Philippines had received 106,212,560 million vaccine doses, with 59,316,764 already administered. So far, 31,955,891 individuals received the first dose while 27,360,873 have received the second dose.

Travel Advisories (new update/s)

- Vietnam: Vietnam is temporarily recognizing COVID-19 vaccination certificate/passport forms of 72 countries and territories that have been officially introduced to the Ministry of Foreign Affairs. At the ministry's regular press conference held virtually on November 4, Deputy Spokesperson of the Ministry of Foreign Affairs said that those carrying these documents can use them directly in Vietnam and have their time at concentrated quarantine sites cut to seven days in line with the Ministry of Health's guidance if they have been fully vaccinated or if they recovered from COVID-19. Meanwhile, the Civil Aviation Authority of Vietnam (CAAV) has proposed to the Ministry of Transport a plan to resume international flights, including combo flights for Vietnamese citizens in routes connecting Vietnam with Japan, the Republic of Korea, Taiwan (China), Singapore Thailand, Malaysia, France, Germany, Russia, and Australia. The CAAV also proposed the launching of pilot flights to carry foreign tourists to some tourist destinations like Phu Quoc, Khanh Hoa and Quang Ninh. All passengers must show negative RT-PCR/RT-LAMP testing results against SARS-CoV-2 which is valid within 72 hours until the departure time of the first flight in their journey to Vietnam. They should also be fully vaccinated against COVID-19 or show certificates of recovering from COVID-19 within six months.

Cases and Deaths as of 05 November 2021

- As of 05 November 2021 (2PM, GMT+8), worldwide, there were **249,633,158** confirmed cases, including **5,049,415** deaths. Globally, Case Fatality Rate (CFR) was **2.0**.
- In **China**, there were **126,396** confirmed cases with **5,696** deaths, including deaths in Hong Kong (213) and Taiwan (847). Confirmed cases in China include confirmed cases in Hong Kong (12,360), Macau (77), and Taiwan (16,430). CFR was **4.5**.
- **13,312,686 confirmed cases** of COVID-19 have been reported in the ASEAN region with a total of **280,472 deaths**, with a CFR of **2.1**.

REGION	COUNTRY	FIRST CONFIRMED CASE(S)	LATEST REPORT ON CONFIRMED CASE(S)	TOTAL CONFIRMED CASES	NEW CASES (7-DAY ROLLING AVERAGE)	TOTAL DEATHS	NEW DEATHS (7-DAY ROLLING AVERAGE)	CASE FATALITY RATE	CUMULATIVE CASES/ 100,000	NUMBER OF TESTS LAST 14 DAYS/ 100,000	CUMULATIVE VACCINATED	CUMULATIVE FULLY VACCINATED	FULLY VACCINATED / 100
ASEAN REGION	Brunei	10-Mar-20	04-Nov-21	13,545	99 (103)	91	2 (1)	0.7%	3,126		352,709	254,727	57.7
	Cambodia	27-Jan-20	04-Nov-21	118,870	83 (93)	2,813	6 (7)	2.4%	721	-	13,852,616	13,111,011	77.4
	Indonesia	02-Mar-20	04-Nov-21	4,246,802	628 (610)	143,500	19 (24)	3.4%	1,569	-	121,975,753	75,829,190	27.4
	Lao PDR	24-Mar-20	04-Nov-21	44,061	1,170 (826)	76	3 (2)	0.2%	615	757	3,251,958	2,776,646	37.6
	Malaysia	25-Jan-20	04-Nov-21	2,492,343	5,713 (5,371)	29,155	64 (55)	1.2%	7,801	3,038	25,513,844	24,607,296	75.1
	Myanmar	23-Mar-20	04-Nov-21	503,981	1,002 (897)	18,766	22 (21)	3.7%	933	192	12,387,573	5,701,536	10.4
	Philippines	30-Jan-20	04-Nov-21	2,795,642	1,744 (3,307)	43,825	239 (179)	1.6%	2,586	215	32,954,936	28,198,294	25.4
	Singapore	23-Jan-20	04-Nov-21	207,975	3,635 (3,365)	442	12 (13)	0.2%	3,646	2,764	4,759,748	4,703,751	79.8
	Thailand	13-Jan-20	04-Nov-21	1,943,424	7,982 (8,350)	19,462	68 (65)	1.0%	2,791	102	42,815,600	31,730,365	45.4
	Vietnam	23-Jan-20	04-Nov-21	946,043	6,580 (5,795)	22,342	59 (62)	2.4%	981	738	58,449,622	25,641,277	26.1
				13,312,686	28,636	280,472	494	2.1%					

- **236,194,076 confirmed cases** of COVID-19 have been reported in **222 countries/states** (other than China, Hong Kong, Taiwan, Macau, and ASEAN countries):

REGION	COUNTRY	FIRST CONFIRMED CASE(S)	LATEST REPORT ON CONFIRMED CASE(S)	TOTAL CONFIRMED CASES	NEW CASES	TOTAL DEATHS	NEW DEATHS	CASE FATALITY RATE	CUMULATIVE CASES/ 100,000	NUMBER OF TESTS LAST 14 DAYS/ 100,000	CUMULATIVE IMMUNIZED	CUMULATIVE FULLY VACCINATED	FULLY VACCINATED/ 100
ASIA PACIFIC	Japan	16 Jan 2020	04-Nov-21	1,720,254	129	18,207	6	1.1%	1,362	333	98,388,710	92,207,051	73.2
	South Korea	20 Jan 2020	04-Nov-21	373,120	2,480	2,916	24	0.8%	722	655	41,336,297	38,973,579	76.0
	Nepal	24 Jan 2020	04-Nov-21	814,115	287	11,436	2	1.4%	2,846	273	8,621,449	6,647,322	22.4
	Australia	25 Jan 2020	04-Nov-21	175,813	1,538	1,781	13	1.0%	685	3,747	19,177,383	16,907,279	65.6
	Sri Lanka	27 Jan 2020	04-Nov-21	543,385	592	13,806	15	2.5%	2,492	288	15,671,510	13,501,175	62.8
	India	30 Jan 2020	03-Nov-21	34,321,025	-	459,652	-	1.3%	2,512	920	738,501,950	336,557,471	24.2
	Afghanistan	24 Feb 2020	04-Nov-21	156,363	40	7,284	-	4.7%	411		3,398,410	2,544,223	6.4
	Pakistan	26 Feb 2020	04-Nov-21	1,275,158	580	28,496	19	2.2%	589	219	71,907,993	41,902,093	18.6
	New Zealand	28 Feb 2020	04-Nov-21	6,972	140	28	-	0.4%	142	5,538	3,731,205	3,221,787	66.3
	Bhutan	05 Mar 2020	03-Nov-21	2,622	-	3	-	0.1%	344	2,231	586,321	518,135	66.4
	Maldives	07 Mar 2020	04-Nov-21	88,386	109	244	1	0.3%	16,647	6,261	394,522	357,358	65.7
	Bangladesh	08 Mar 2020	04-Nov-21	1,570,485	247	27,887	7	1.8%	963	-	42,816,155	29,895,693	18.0
	Mongolia	10 Mar 2020	04-Nov-21	364,051	1,279	1,777	10	0.5%	11,288	2,568	2,255,448	2,139,830	64.3
	Turkey	10 Mar 2020	04-Nov-21	8,150,708	29,482	71,526	228	0.9%	9,770	4,213	55,513,911	48,927,418	57.5
	French Polynesia	12 Mar 2020	03-Nov-21	46,724	-	636	-	1.4%	16,730		157,343	147,185	52.1
	Guam	15 Mar 2020	03-Nov-21	18,410	-	245	-	1.3%	11,005		132,375	121,410	73.2
	New Caledonia	17 Mar 2020	04-Nov-21	11,182	53	267	-	2.4%	3,885		176,189	157,759	54.7
	Fiji	18 Mar 2020	03-Nov-21	52,209	-	674	-	1.3%	5,866	-	629,006	560,232	62.1
	Papua New Guinea	21 Mar 2020	03-Nov-21	31,010	-	392	-	1.3%	353	-	183,856	106,657	1.2
Timor Leste	21 Mar 2020	04-Nov-21	19,794	4	122	-	0.6%	1,531	-	543,053	353,922	26.3	
Northern Mariana Islands	28 Mar 2020	29-Oct-21	312	-	3	-	1.0%	545		36,640	34,957	61.5	
North Korea	24 Jul 2020	25-Jul-20	1	-	-	-	0.0%	0					
Solomon Islands	03 Oct 2020	16-Apr-21	20	-	-	-	0.0%	3		121,778	31,054	4.4	

	Wallis et Futuna	17 Oct 2020	06-May-21	445	-	7	-	1.6%	2,777		5,938	5,639	50.8
	Marshall Islands	26 Oct 2020	17-Nov-20	4	-	-	-	0.0%	7		24,116	20,293	34.7
	Vanuatu	11 Nov 2020	24-Oct-21	6	-	1	-	16.7%	2		72,276	32,736	10.4
	Samoa	18 Nov 2020	12-Feb-21	3	-	-	-	0.0%	2		121,713	81,809	40.9
	Micronesia	11 Jan 2021	11-Jan-21	1	-	-	-	0.0%	1		46,886	41,177	39.7
	Palau	31 May 2021	08-Oct-21	8	-	-	-	0.0%	44		18,014	15,715	87.8
AMERICAS	USA	21 Jan 2020	04-Nov-21	47,140,303	34,835	771,387	533	1.6%	14,362	2,094	222,268,786	191,530,792	57.0
	Canada	25 Jan 2020	04-Nov-21	1,724,025	1,454	29,103	8	1.7%	4,536	1,836	29,888,984	28,374,821	74.5
	Brazil	26 Feb 2020	03-Nov-21	21,840,917	-	608,517	-	2.8%	10,314	-	159,200,858	120,758,718	56.4
	Mexico	28 Feb 2020	03-Nov-21	3,814,453	-	288,887	-	7.6%	2,990	92	74,642,433	60,714,988	46.6
	Saint Martin	01 Mar 2020	29-Oct-21	3,872	-	56	-	1.4%	10,189				
	Ecuador	01 Mar 2020	26-Oct-21	515,859	-	32,958	-	6.4%	2,969	65	11,800,967	10,090,387	56.4
	Dominican Republic	01 Mar 2020	04-Nov-21	385,181	973	4,146	2	1.1%	3,587	224	6,751,310	5,348,254	48.8
	Chile	03 Mar 2020	04-Nov-21	1,701,316	1,889	37,794	4	2.2%	8,977	3,362	16,507,521	15,181,353	79.0
	Argentina	03 Mar 2020	04-Nov-21	5,293,989	1,440	116,055	26	2.2%	11,780	531	34,529,752	26,069,145	57.2
	Peru	05 Mar 2020	03-Nov-21	2,203,310	-	200,326	-	9.1%	6,777	53	18,961,618	15,454,291	46.3
	Costa Rica	06 Mar 2020	03-Nov-21	561,432	-	7,111	-	1.3%	11,123	152	3,751,251	2,798,296	54.5
	Colombia	06 Mar 2020	03-Nov-21	5,007,099	-	127,380	-	2.5%	9,947	801	30,172,182	21,398,743	41.7
	French Guiana	06 Mar 2020	03-Nov-21	44,874	-	311	-	0.7%	22,953				
	Martinique	06 Mar 2020	03-Nov-21	43,496	-	692	-	1.6%	10,048				
	Paraguay	07 Mar 2020	03-Nov-21	461,184	-	16,256	-	3.5%	6,547	261	2,919,121	2,361,819	32.7
	Panama	10 Mar 2020	03-Nov-21	473,005	-	7,320	-	1.5%	11,139	1,507	2,979,607	2,380,223	54.3
	Bolivia	10 Mar 2020	04-Nov-21	515,373	694	18,942	6	3.7%	4,476	454	4,562,128	3,861,325	32.6
	Honduras	11 Mar 2020	03-Nov-21	375,983	-	10,285	-	2.7%	3,858		3,886,595	2,968,472	29.5
	Cuba	11 Mar 2020	04-Nov-21	954,342	592	8,252	2	0.9%	8,421	-	9,963,447	7,326,707	64.7
	Guyana	11 Mar 2020	03-Nov-21	35,800	-	928	-	2.6%	4,574		380,257	241,211	30.5
	Jamaica	12 Mar 2020	04-Nov-21	89,349	133	2,257	8	2.5%	3,031	422	598,161	403,085	13.6
	St Vincent and the Grenadines	12 Mar 2020	03-Nov-21	5,050	-	69	-	1.4%	4,566	-	26,640	18,507	16.6
	Saint Lucia	13 Mar 2020	03-Nov-21	12,645	-	260	-	2.1%	6,918		51,539	42,265	22.9

Trinidad and Tobago	13 Mar 2020	03-Nov-21	58,106	-	1,729	-	3.0%	4,165	-	625,066	608,387	43.4
Venezuela	13 Mar 2020	03-Nov-21	409,695	-	4,925	-	1.2%	1,437		9,926,613	6,190,629	21.6
Guatemala	13 Mar 2020	04-Nov-21	603,641	1,066	15,281	59	2.5%	3,636	512	5,352,092	3,286,864	18.0
Uruguay	13 Mar 2020	03-Nov-21	394,443	-	6,080	-	1.5%	11,394	-	2,763,576	2,622,751	75.3
Curacao	13 Mar 2020	03-Nov-21	17,111	-	175	-	1.0%	10,862		101,167	92,617	56.2
Puerto Rico	13 Mar 2020	03-Nov-21	185,001	-	3,236	-	1.7%	5,793		2,631,983	2,354,881	73.7
Suriname	13 Mar 2020	04-Nov-21	49,362	105	1,101	3	2.2%	8,491		250,989	203,502	34.4
Antigua and Barbuda	13 Mar 2020	02-Nov-21	4,069	-	102	-	2.5%	4,190	-	56,269	50,118	50.8
Guadeloupe	13 Mar 2020	27-Oct-21	54,537	-	742	-	1.4%	12,311				
Cayman Islands	13 Mar 2020	04-Nov-21	2,356	115	2	-	0.1%	3,628		56,365	54,136	81.4
Aruba	14 Mar 2020	04-Nov-21	15,965	16	171	-	1.1%	15,017		82,796	76,964	71.8
Bahamas	15 Mar 2020	01-Nov-21	22,429	-	643	-	2.9%	5,759	-	132,240	122,845	31.0
US Virgin Islands	16 Mar 2020	03-Nov-21	7,251	-	82	-	1.1%	6,800		56,140	49,338	47.1
Sint Maarten	17 Mar 2020	02-Nov-21	4,501	-	75	-	1.7%	11,050		26,343	24,329	56.0
Montserrat	17 Mar 2020	09-Oct-21	41	-	1	-	2.4%	439		1,502	1,409	28.3
Barbados	17 Mar 2020	03-Nov-21	18,852	-	164	-	0.9%	6,568		148,757	126,355	43.9
El Salvador	18 Mar 2020	03-Nov-21	113,422	-	3,664	-	3.2%	1,758	-	4,335,972	3,861,181	59.2
Nicaragua	18 Mar 2020	02-Nov-21	16,699	-	207	-	1.2%	255		944,476	362,357	5.4
Bermuda	18 Mar 2020	03-Nov-21	5,665	-	106	-	1.9%	8,863		47,155	45,615	73.5
Haiti	19 Mar 2020	04-Nov-21	24,032	28	679	2	2.8%	213		88,251	35,933	0.3
Dominica	22 Mar 2020	29-Oct-21	4,823	-	32	-	0.7%	6,717		27,793	24,756	34.3
Grenada	22 Mar 2020	03-Nov-21	5,856	-	198	-	3.4%	5,228		38,205	31,417	27.8
Belize	23 Mar 2020	03-Nov-21	27,523	-	499	-	1.8%	7,051	3,039	199,932	144,531	35.7
Turks and Caicos Islands	23 Mar 2020	03-Nov-21	3,001	-	23	-	0.8%	7,858		28,305	26,112	66.6
Saint Kitts and Nevis	24 Mar 2020	03-Nov-21	2,696	-	25	-	0.9%	5,104	4,422	26,060	24,465	45.7
British Virgin Islands	25 Mar 2020	06-Oct-21	2,725	-	37	-	1.4%	9,074		17,902	15,970	52.5
Anguilla	26 Mar 2020	01-Nov-21	984	-	1	-	0.1%	7,424		9,548	9,157	60.5
Caribbean Netherlands	01 Apr 2020	02-Nov-21	2,455	-	19	-	0.8%	13,630		19,109	16,736	63.3

	Falkland Islands	03 Apr 2020	04-Nov-21	72	4	-	-	0.0%	2,729		2,632	1,775	50.3
	Saint Pierre and Miquelon	05 Apr 2020	04-Oct-21	32	-	-	-	0.0%	456				
	Saint Barthelemy	25 Jul 2020	21-Oct-21	1,589	-	6	-	0.4%	18,805				
EUROPE	France	24 Jan 2020	04-Nov-21	7,190,334	9,502	117,849	47	1.6%	10,722		51,263,943	45,991,967	68.1
	Germany	27 Jan 2020	04-Nov-21	4,712,675	35,388	96,763	140	2.1%	5,669	1,078	57,782,304	55,567,249	66.2
	Finland	29 Jan 2020	04-Nov-21	161,688	740	1,176	-	0.7%	2,929	1,351	4,234,573	3,893,170	70.2
	Italy	30 Jan 2020	04-Nov-21	4,788,704	5,902	132,283	59	2.8%	7,942	7,605	46,670,177	43,275,153	71.7
	Russian Federation	31 Jan 2020	04-Nov-21	8,673,860	40,217	243,255	1,195	2.8%	6,008	2,464	56,692,011	48,204,924	33.0
	Spain	31 Jan 2020	04-Nov-21	5,022,546	3,291	87,477	15	1.7%	10,669	-	38,059,705	37,347,287	79.9
	Sweden	31 Jan 2020	03-Nov-21	1,176,269	-	15,050	-	1.3%	11,436		7,258,777	6,920,306	68.1
	United Kingdom of Great Britain	31 Jan 2020	04-Nov-21	9,208,219	36,559	141,395	214	1.5%	13,778	8,588	50,071,683	45,752,487	67.1
	Belgium	05 Feb 2020	04-Nov-21	1,393,358	7,981	26,083	22	1.9%	12,133	4,696	8,713,405	8,572,227	73.7
	Switzerland	25 Feb 2020	04-Nov-21	884,595	2,941	11,280	3	1.3%	10,316	2,595	5,725,281	5,532,118	63.5
	Austria	25 Feb 2020	04-Nov-21	856,002	8,594	11,419	19	1.3%	9,643	36,360	5,916,767	5,631,388	62.3
	Croatia	25 Feb 2020	04-Nov-21	483,142	6,310	9,364	32	1.9%	11,878	2,601	1,916,565	1,802,284	44.2
	Norway	26 Feb 2020	04-Nov-21	211,755	-	920	18	0.4%	3,960	1,614	4,206,738	3,744,886	68.5
	Romania	26 Feb 2020	04-Nov-21	1,685,264	8,971	49,604	489	2.9%	8,706	2,244	6,471,940	6,370,311	33.3
	Estonia	26 Feb 2020	04-Nov-21	201,194	1,943	1,574	11	0.8%	15,166	6,174	800,038	763,775	57.6
	Georgia	26 Feb 2020	04-Nov-21	738,171	5,206	10,238	53	1.4%	19,841	20,505	1,044,106	946,395	23.8
	North Macedonia	26 Feb 2020	04-Nov-21	204,416	550	7,194	16	3.5%	9,811	-	835,860	775,825	37.3
	Greece	26 Feb 2020	04-Nov-21	767,376	6,784	16,151	42	2.1%	7,161	17,882	6,666,642	6,392,931	61.6
	Denmark	27 Feb 2020	04-Nov-21	395,797	2,598	2,722	5	0.7%	6,802	13,429	4,484,329	4,415,040	76.0
	San Marino	27 Feb 2020	03-Nov-21	5,569	-	92	-	1.7%	16,447		25,085	22,218	65.3
	Lithuania	27 Feb 2020	04-Nov-21	418,078	3,261	6,010	39	1.4%	15,002	5,535	1,815,021	1,728,328	64.3
Netherlands	27 Feb 2020	03-Nov-21	2,156,582	-	18,474	-	0.9%	12,442	1,098	13,032,981	11,839,055	68.9	
Azerbaijan	27 Feb 2020	04-Nov-21	539,710	2,706	7,182	29	1.3%	5,385	1,259	5,293,969	4,414,295	43.2	
Belarus	28 Feb 2020	04-Nov-21	608,031	1,998	4,696	17	0.8%	6,423	4,226	2,759,758	2,006,423	21.3	
Iceland	28 Feb 2020	04-Nov-21	14,087	164	34	-	0.2%	3,899	4,297	282,927	278,667	81.2	
Ireland	28 Feb 2020	04-Nov-21	458,370	3,024	5,492	-	1.2%	9,276	2,934	3,809,915	3,747,419	75.2	

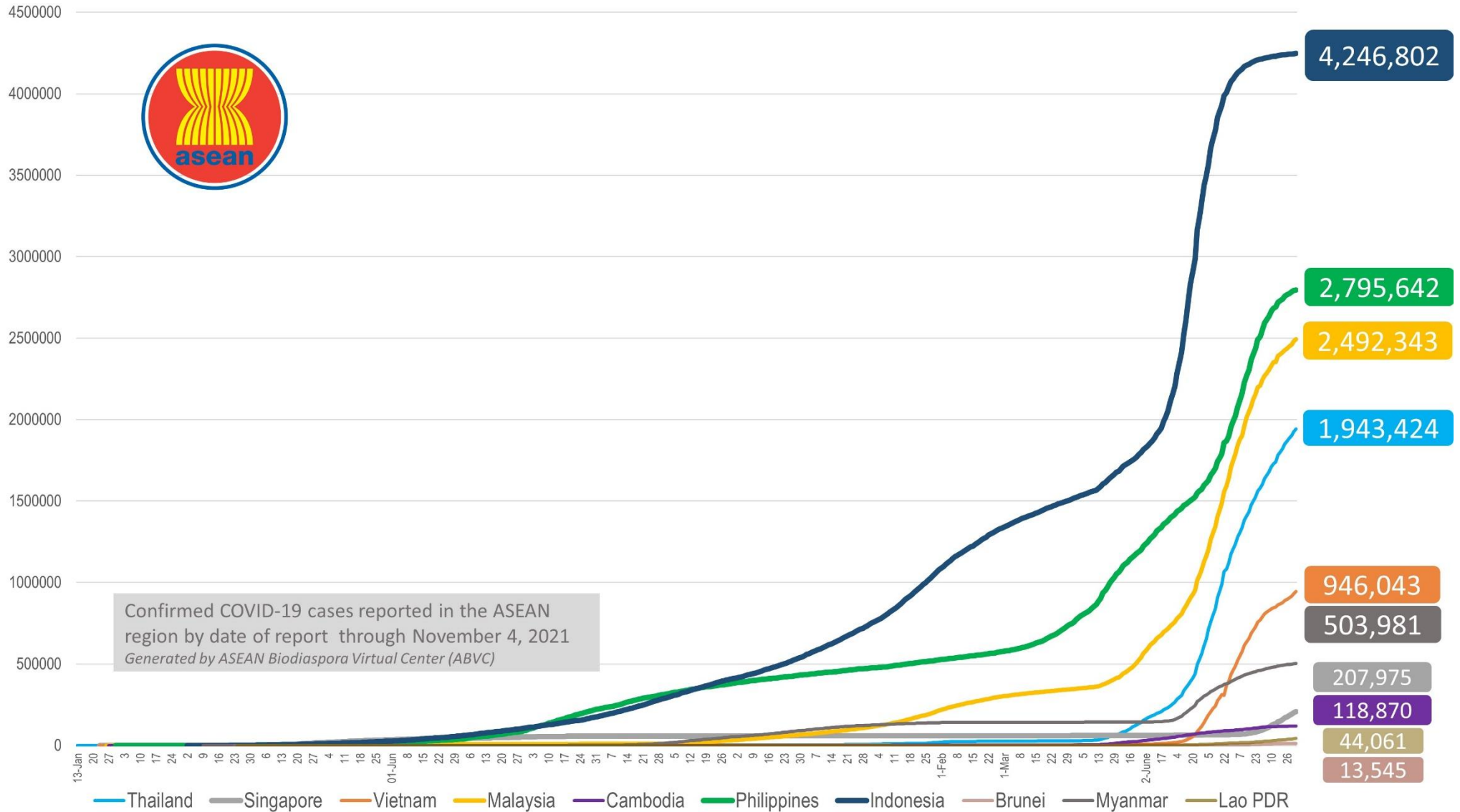
Monaco	29 Feb 2020	03-Nov-21	3,424	-	36	-	1.1%	8,788		26,672	23,308	59.0
Czech Republic	01 Mar 2020	04-Nov-21	1,792,707	9,480	30,878	38	1.7%	16,802		6,273,555	6,110,876	57.0
Luxembourg	01 Mar 2020	04-Nov-21	82,623	433	849	1	1.0%	13,329	3,171	440,811	399,522	62.9
Armenia	01 Mar 2020	04-Nov-21	315,004	2,330	6,532	41	2.1%	10,650	5,316	466,785	210,247	7.1
Latvia	02 Mar 2020	04-Nov-21	226,860	2,347	3,401	44	1.5%	11,860	10,903	1,180,108	1,033,801	55.4
Portugal	02 Mar 2020	04-Nov-21	1,094,048	1,382	18,184	4	1.7%	10,653	2,544	9,026,755	8,885,782	87.4
Andorra	02 Mar 2020	04-Nov-21	15,618	46	130	-	0.8%	20,246	2,401	54,383	48,309	62.5
Liechtenstein	03 Mar 2020	04-Nov-21	3,618	20	61	-	1.7%	9,516	4,240	25,070	24,440	63.9
Ukraine	03 Mar 2020	04-Nov-21	3,006,463	27,377	70,146	699	2.3%	6,774	1,519	10,895,718	7,703,571	17.7
Slovenia	04 Mar 2020	04-Nov-21	346,220	4,521	4,792	8	1.4%	16,582	2,717	1,190,145	1,120,575	53.9
Hungary	04 Mar 2020	04-Nov-21	885,360	6,268	31,101	107	3.5%	9,062	2,408	5,962,878	5,744,219	59.6
Poland	04 Mar 2020	04-Nov-21	3,060,613	15,511	77,395	250	2.5%	8,060	1,359	20,264,839	19,981,458	52.9
Faroe Islands	04 Mar 2020	03-Nov-21	2,373	-	4	-	0.2%	4,875		40,048	38,029	77.5
Bosnia and Herzegovina	05 Mar 2020	04-Nov-21	257,401	1,094	11,717	32	4.6%	7,798	883	797,531	682,065	20.9
Gibraltar	05 Mar 2020	04-Nov-21	6,091	26	98	-	1.6%	18,074		40,583	39,814	118.2
Slovakia	06 Mar 2020	04-Nov-21	499,990	6,713	13,146	34	2.6%	9,167	4,375	2,505,996	2,308,105	42.3
Serbia	06 Mar 2020	04-Nov-21	1,168,608	6,126	10,203	64	0.9%	16,827	3,122	3,163,952	3,010,468	43.6
Vatican City	06 Mar 2020	17-Oct-20	27	-	-	-	0.0%	2,932				
Malta	07 Mar 2020	04-Nov-21	37,773	37	462	-	1.2%	7,515	3,834	430,954	428,824	83.3
Moldova	07 Mar 2020	04-Nov-21	343,261	1,586	7,958	46	2.3%	12,916	719	884,590	882,075	21.9
Bulgaria	08 Mar 2020	03-Nov-21	619,284	-	24,589	-	4.0%	8,878	5,195	1,532,911	1,538,928	22.3
Albania	09 Mar 2020	04-Nov-21	187,363	570	2,944	4	1.6%	6,564	-	1,018,154	891,707	31.0
Cyprus	09 Mar 2020	04-Nov-21	123,691	252	576	-	0.5%	10,320	39,533	605,582	571,052	63.7
Channel Islands	09 Mar 2020	04-Nov-21	2,253	26	23	-	1.0%	3,454		32,969	13,618	20.3
Jersey	10 Mar 2020	04-Nov-21	11,318	63	80	-	0.7%	12,463		78,809	74,589	73.8
Kazakhstan	13 Mar 2020	04-Nov-21	944,501	1,396	12,181	29	1.3%	5,102	-	8,338,340	7,559,996	39.8
Kosovo	13 Mar 2020	04-Nov-21	160,809	21	2,978	1	1.9%	8,962				
Uzbekistan	15 Mar 2020	04-Nov-21	187,085	292	1,332	3	0.7%	557		13,827,346	5,882,086	17.3
Greenland	16 Mar 2020	04-Nov-21	846	11	-	-	0.0%	1,505		40,121	37,085	65.2
Montenegro	17 Mar 2020	04-Nov-21	146,663	727	2,125	6	1.4%	23,574		258,337	244,454	38.9
Kyrgyzstan	18 Mar 2020	04-Nov-21	181,590	91	2,679	3	1.5%	2,812		999,583	771,259	11.6

MIDDLE EAST	Isle of Man	19 Mar 2020	04-Nov-21	9,883	39	57	-	0.6%	11,684		67,894	64,532	75.6
	Tajikistan	30 Apr 2020	16-Oct-21	17,086	-	124	-	0.7%	183		2,678,569	2,140,688	22.0
	UAE	29 Jan 2020	04-Nov-21	740,209	73	2,137	-	0.3%	7,576	32,510	9,702,575	8,703,635	87.1
	Iran	19 Feb 2020	04-Nov-21	5,964,824	9,862	126,921	158	2.1%	7,194	1,420	53,102,837	36,054,893	42.4
	Israel	21 Feb 2020	03-Nov-21	1,332,398	-	8,109	-	0.6%	14,717	8,563	6,243,281	5,738,253	65.3
	Lebanon	21 Feb 2020	04-Nov-21	643,749	702	8,522	7	1.3%	9,390	-	1,791,509	1,551,468	22.9
	Kuwait	24 Feb 2020	04-Nov-21	412,768	16	2,462	-	0.6%	9,811	4,068	2,668,082	923,307	21.3
	Oman	24 Feb 2020	04-Nov-21	304,329	11	4,112	-	1.4%	6,117		3,065,137	2,614,847	50.1
	Bahrain	24 Feb 2020	04-Nov-21	276,983	27	1,393	-	0.5%	16,877	9,647	1,179,040	1,143,330	65.4
	Iraq	24 Feb 2020	04-Nov-21	2,060,066	1,152	23,271	23	1.1%	5,241	484	5,896,149	3,474,677	8.4
	Qatar	29 Feb 2020	04-Nov-21	239,752	106	611	-	0.3%	8,466	1,128	2,360,308	2,218,292	75.7
	Saudi Arabia	02 Mar 2020	04-Nov-21	548,805	45	8,800	1	1.6%	1,601	1,191	24,261,265	21,648,540	61.3
	Jordan	02 Mar 2020	04-Nov-21	870,505	2,012	11,088	11	1.3%	8,617	3,539	3,981,003	3,549,987	34.6
	Palestine	05 Mar 2020	04-Nov-21	455,099	300	4,705	8	1.0%	9,713		1,487,111	1,254,893	24.0
Syria	22 Mar 2020	03-Nov-21	44,191	-	2,593	-	5.9%	259		802,963	497,534	2.7	
Yemen	10 Apr 2020	04-Nov-21	9,831	21	1,901	4	19.3%	34		327,016	192,413	0.6	
AFRICA	Egypt	14 Feb 2020	03-Nov-21	333,840	-	18,832	-	5.6%	333		17,937,206	10,567,410	10.1
	Algeria	25 Feb 2020	04-Nov-21	206,878	124	5,936	5	2.9%	481		6,364,327	4,815,027	10.8
	Nigeria	28 Feb 2020	03-Nov-21	212,359	-	2,900	-	1.4%	106	66	5,693,300	3,079,239	1.5
	Tunisia	02 Mar 2020	03-Nov-21	712,982	-	25,254	-	3.5%	6,097	375	5,663,693	4,585,358	38.4
	Morocco	02 Mar 2020	04-Nov-21	946,957	191	14,698	9	1.6%	2,596	354	24,198,013	22,041,110	59.0
	Senegal	02 Mar 2020	04-Nov-21	73,931	5	1,879	-	2.5%	454	54	1,281,042	879,073	5.1
	South Africa	05 Mar 2020	04-Nov-21	2,923,054	319	89,251	31	3.1%	4,992	446	15,562,387	12,620,892	21.0
	Cameroon	06 Mar 2020	03-Nov-21	104,348	-	1,731	-	1.7%	403		416,855	160,803	0.6
	Togo	06 Mar 2020	04-Nov-21	26,102	6	243	-	0.9%	323	135	929,347	446,134	5.3
	Burkina Faso	09 Mar 2020	02-Nov-21	15,103	-	221	-	1.5%	74		325,119	297,231	1.4
	Democratic Republic of Congo	10 Mar 2020	04-Nov-21	57,582	17	1,098	-	1.9%	66		110,521	38,163	0.0
	Ivory Coast	11 Mar 2020	03-Nov-21	61,330	-	696	-	1.1%	238	79	2,314,075	918,872	3.4
	Reunion	11 Mar 2020	03-Nov-21	55,125	-	376	-	0.7%	7,095				
	Ghana	13 Mar 2020	27-Oct-21	130,287	-	1,182	-	0.9%	428	39	2,149,123	830,643	2.6
	Guinea	13 Mar 2020	03-Nov-21	30,681	-	385	-	1.3%	240		1,520,118	743,197	5.5
	Gabon	13 Mar 2020	03-Nov-21	36,020	-	249	-	0.7%	1,658	1,059	128,226	100,155	4.4
	Sudan	13 Mar 2020	23-Oct-21	40,238	-	3,099	-	7.7%	94		1,154,253	581,846	1.3
	Kenya	13 Mar 2020	04-Nov-21	253,661	149	5,296	14	2.1%	482	-	3,744,710	1,737,379	3.2
	Ethiopia	13 Mar 2020	04-Nov-21	366,424	327	6,509	15	1.8%	327	-	3,602,736	1,340,895	1.1
	Central African Republic	14 Mar 2020	30-Oct-21	11,579	-	100	-	0.9%	244		361,984	321,668	6.5
Seychelles	14 Mar 2020	02-Nov-21	22,220	-	119	-	0.5%	22,761		81,101	76,283	77.1	

Rwanda	14 Mar 2020	04-Nov-21	99,854	34	1,332	-	1.3%	791	991	3,712,692	1,914,734	14.4
Namibia	14 Mar 2020	03-Nov-21	128,967	-	3,558	-	2.8%	5,170	537	320,985	253,232	9.8
Swaziland	14 Mar 2020	04-Nov-21	46,454	7	1,243	1	2.7%	4,046		243,248	235,360	20.1
Mauritania	14 Mar 2020	03-Nov-21	37,489	-	799	-	2.1%	828	-	938,294	617,951	12.9
Mayotte	14 Mar 2020	03-Nov-21	20,612	-	185	-	0.9%	12,960				
Equatorial Guinea	15 Mar 2020	30-Oct-21	13,377	-	167	-	1.2%	987	511	241,589	190,051	13.1
Republic of Congo	15 Mar 2020	31-Oct-21	17,670	-	278	-	1.6%	328		289,849	120,167	2.1
Benin	16 Mar 2020	03-Nov-21	24,804	-	161	-	0.6%	210	-	238,775	207,440	1.7
Liberia	16 Mar 2020	01-Nov-21	5,815	-	287	-	4.9%	118		365,900	344,837	6.7
Tanzania	16 Mar 2020	27-Oct-21	26,154	-	725	-	2.8%	45		885,579	965,778	1.6
Somalia	16 Mar 2020	10-Oct-21	21,269	-	1,180	-	5.5%	138		363,367	304,737	1.9
Gambia	17 Mar 2020	31-Oct-21	9,973	-	341	-	3.4%	425	45	234,467	220,502	8.9
Zambia	17 Mar 2020	04-Nov-21	209,815	34	3,662	1	1.7%	1,175	246	311,049	538,310	2.9
Mauritius	18 Mar 2020	03-Nov-21	18,205	-	196	-	1.1%	1,438		901,578	848,419	66.6
Djibouti	18 Mar 2020	04-Nov-21	13,489	2	183	-	1.4%	1,386		66,010	26,087	2.6
Niger	19 Mar 2020	04-Nov-21	6,434	13	220	-	3.4%	28		498,894	397,212	1.6
Chad	19 Mar 2020	01-Nov-21	5,105	-	175	-	3.4%	32		165,934	58,246	0.3
Zimbabwe	20 Mar 2020	03-Nov-21	133,091	-	4,684	-	3.5%	909	196	3,349,042	2,633,322	17.5
Cape Verde	20 Mar 2020	04-Nov-21	38,233	5	349	-	0.9%	6,952		293,634	217,093	38.6
Madagascar	20 Mar 2020	26-Oct-21	43,626	-	963	-	2.2%	162	-	381,633	184,632	0.7
Uganda	21 Mar 2020	02-Nov-21	126,348	-	3,222	-	2.6%	285	86	2,854,082	415,486	0.9
Eritrea	21 Mar 2020	04-Nov-21	6,910	29	45	-	0.7%	195				
Angola	21 Mar 2020	03-Nov-21	64,533	-	1,716	-	2.7%	203		4,498,272	1,665,947	4.9
Mozambique	22 Mar 2020	04-Nov-21	151,339	14	1,932	-	1.3%	498	-	3,667,470	2,203,587	6.9
Libya	24 Mar 2020	03-Nov-21	359,667	-	5,171	-	1.4%	5,307		1,545,739	442,541	6.4
Guinea-Bissau	25 Mar 2020	30-Oct-21	6,134	-	141	-	2.3%	319		127,719	11,650	0.6
Mali	25 Mar 2020	04-Nov-21	16,233	38	570	1	3.5%	83		324,713	271,722	1.3
Botswana	30 Mar 2020	01-Nov-21	187,281	-	2,407	-	1.3%	8,130	-	676,342	267,573	11.2
Sierra Leone	31 Mar 2020	03-Oct-21	6,396	-	121	-	1.9%	82		318,380	110,744	1.4
Burundi	31 Mar 2020	30-Oct-21	20,078	-	14	-	0.1%	174		615		
Malawi	02 Apr 2020	03-Nov-21	61,803	-	2,302	-	3.7%	332	-	975,341	556,336	2.8
South Sudan	05 Apr 2020	03-Nov-21	12,436	-	133	-	1.1%	112	-	84,839	49,532	0.4
Sao Tome and Principe	06 Apr 2020	02-Nov-21	3,715	-	56	-	1.5%	1,727		80,345	28,493	12.8
Comoros	30 Apr 2020	03-Nov-21	4,291	-	147	-	3.4%	504		245,694	162,098	18.2
Lesotho	13May 2020	04-Nov-21	1,720,254	129	18,207	6	1.1%	1,362	333	98,388,710	92,207,051	73.2
			236,194,076	379,360	4,763,247	5,146	2.0%					

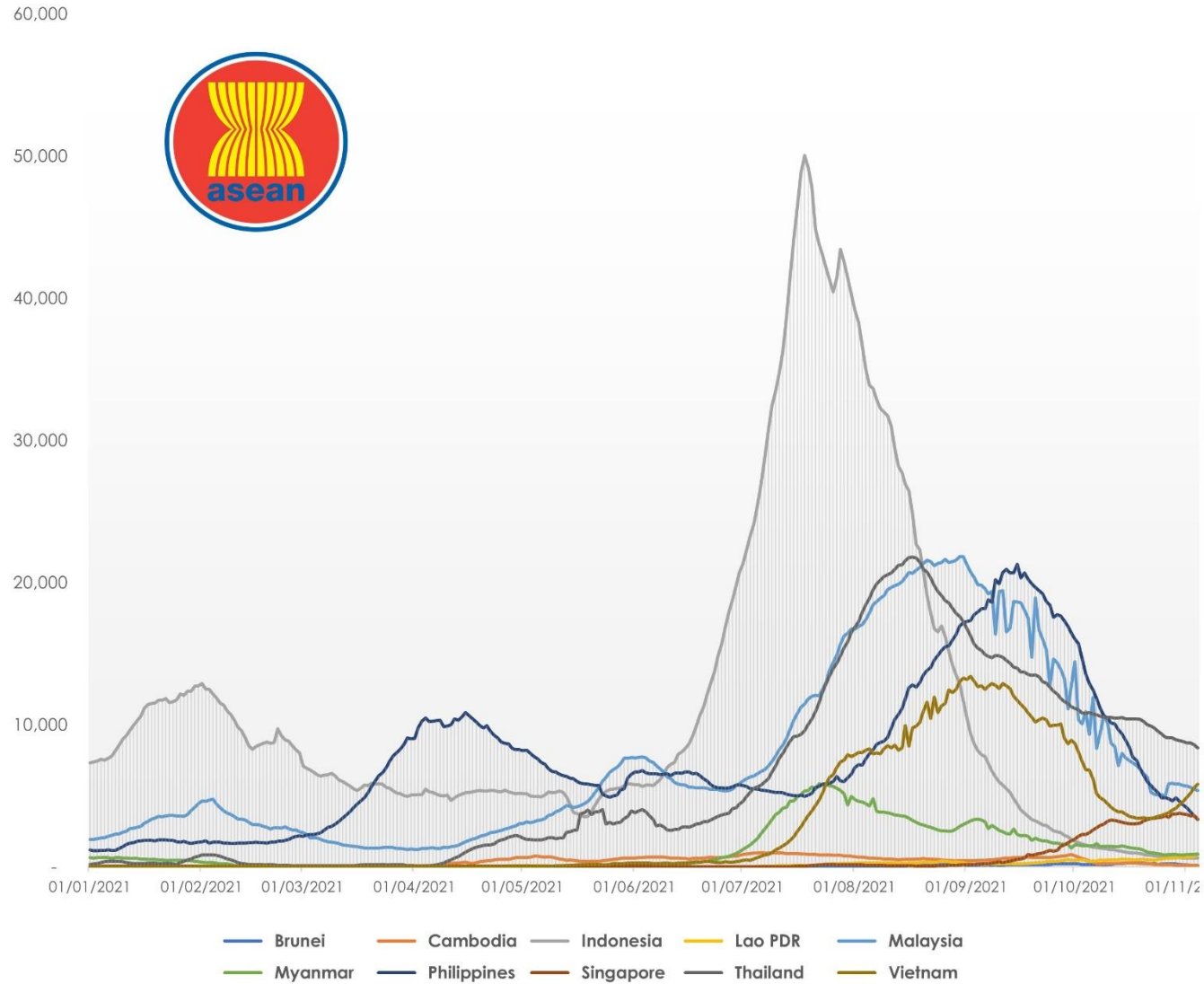
COVID-19 Epi curve among ASEAN Countries

as of 4 November 2021



7-Day Rolling Average of COVID-19 new cases

as of 4 November 2021

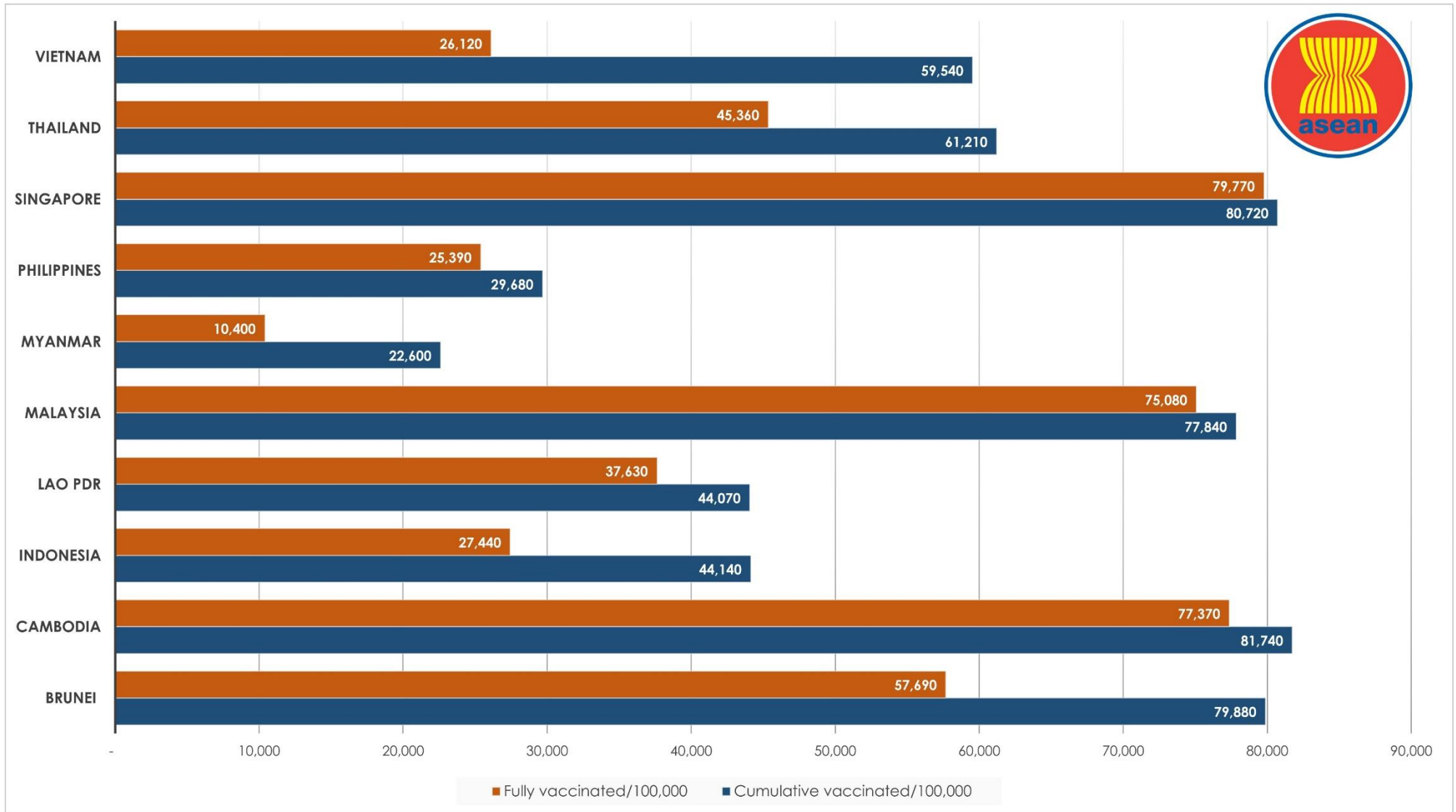


ASEAN Country	New Cases Rate of Change 7-Day Window*	P-value
Brunei	-14.44	0.001
Cambodia	-3.95	0
Indonesia	-6.41	0.041
Lao PDR	30.41	0.003
Malaysia	-73.98	0
Myanmar	7.84	0.126
Philippines	-257.34	0
Singapore	-51.59	0.019
Thailand	-85.51	0.001
Vietnam	283.05	0

*Beta coefficient of linear line of best fit; equal to the rate of change in the 7-day rolling average of new cases over the past 7 days (as of November 4, 2021)


COVID-19 Vaccination Status

as of 4 November 2021



Outlook Assessment

as of 3 November 3, 2021

 ASEAN MEMBER STATE	REQUIREMENT							
	At least 80% of the high-risk population has been vaccinated with at least one dose of a COVID-19 vaccine.		At least 65% of the total population has a level of immunity to COVID-19; either recovered from COVID-19 or have been vaccinated with at least one dose of a COVID-19 vaccine.		Case levels are generally low (a 7-day rolling average number of daily new cases that is <10 cases per 100,000, with each day's past-14-day test positivity is consistently <5%).		Government Policy on containment and health (strictness and comprehensiveness in COVID-19 related government policies)	
	% of High risk population with one dose	Population vaccinated/day (7-day average)	% of Total population with one dose	Completion date (moderate case scenario)	Daily cases/100,000	Test positivity last 14 days	Containment and health index score -Oxford COVID-19 Government Response Tracker (OxCGRT)	Change over the past 30 days
Brunei	>90.0	0%/day	80.3	0.14%/day	24..27	Unknown	82.1/100	0.0
Cambodia	>90.0	0%/day	88.0	0.25%/day	0.59	Unknown	65.2/100	-5.1
Indonesia	>90.0	0%/day	67.5	0.34%	0.23	Unknown	56.6/100	-14.9
Lao PDR	>90.0	0%/day	48.4	unknown	10.24	13.7	71.2/100	+0.9
Malaysia	>90.0	0%/day	79.9	0.02%/day	17.11	4.9	62.5/100	0.0
Myanmar	54.8	unknown-	24.1	unknown	1.61	6.0	85.5/100	+19.4
Philippines	>90.0	0%/day	33.7	unknown	3.31	11.3	81.3/100	+3.2
Singapore	>90.0	0%/day	84.9	0.04%/day	63.23	11.8	64.3/100	-4.2
Thailand	>90.0	0%/day	63.3	0.42%/day	12.34	20.8	68.5/100	+5.4
Vietnam	>90.0	0%/day	63.5	0.62%/day	5.76	4.3	74.7	+4.8



Report generated by
ASEAN Biodiaspora Virtual Center (ABVC)
 in collaboration with **Bluedot Inc.**
 Email: support@biodiaspora.org

