

# COVID-19 Situational Report in the ASEAN Region

ASEAN Biodiaspora Virtual Center (ABVC)

as of July 5, 2021



Canada



# COVID-19: Highlights and Situation Overview

## Global Update

- Worldwide, there have been over 184 million cases and almost 4 million deaths attributed to COVID-19.
- According to the World Health Organization (WHO), as of July 1, the global weekly incidence of reported COVID-19 associated deaths was at its lowest for the first time since November 2020. All regions except for the African region experienced a decline in the number of deaths over the last week (June 22-29). Contrastingly, the African region reported a sharp increase in the number of new cases (33%) and mortality (42%) when compared to the previous week. Based on the BlueDot COVID-19 Data Suite as of July 1, the top five countries with the highest seven-day rolling average number of daily new cases are **India, Colombia, Russia, Indonesia**, and the **United Kingdom**. The top five countries with the highest seven-day rolling average number of daily new cases per million population are **Namibia, Mongolia, Colombia, Argentina**, and **Kuwait**.
- Worldwide, the continents with either a high incidence rate over the past 14 days and stable or significantly increasing daily new cases over the past seven days, or a significantly increasing rate of daily new cases irrespective of incidence rate include **Asia** (44%, 21 out of 48 countries) and **Africa** (25%, 14 out of 56 countries). On the other hand, the continents with a majority of countries that are currently categorized as having a low incidence rate over the past 14 days ( $\leq 140$  per 100,000) and a stable to significantly decreasing rate of daily new cases over the past seven days include Europe (53%, 27 out of 51 countries), Africa (64%, 36 out of 56 countries), North America (56%, 23 out of 41 countries). Lastly, the continent of Asia has the largest proportion of countries categorized as low to a moderate incidence rate ( $\leq 350$ ) and significantly increasing (39%, 19 out of 48 countries).
- The World Health Organization said that the world is in "a very dangerous period" of the COVID-19 pandemic, noting the more contagious delta variant is identified in nearly 100 countries. At a press briefing on Friday (July 3), Tedros Adhanom Ghebreyesus said that the delta variant is continuing to evolve and mutate, and it is becoming the predominant COVID-19 virus in many countries. He urged leaders across the world to ensure that by this time next year, 70% of all people in every country are vaccinated.

## Regional Update

- Indonesia's Health Minister said today (July 5) that the government will provide free telemedicine services to COVID-19 patients with mild symptoms, in an effort to reduce pressure on a healthcare sector inundated by increased numbers of COVID-19 cases. As of July 2, hospital bed occupancy was at 75% nationwide, but some hospitals in the most populous island of Java have reported more than 90% capacity, including in the capital Jakarta. Oxygen shortages have also been reported, which authorities attributed to distribution hurdles and limited production capacity. In response, the government was asking the gas industry to increase production of medical oxygen.
- Malaysia's Human Resources Minister issued a reminder on Friday (July 2) following the announcement that most parts of Selangor and certain localities in Kuala Lumpur will be under an enhanced MCO from July 3 to July 16 because of a high number of COVID-19 cases. Only workers in essential services are allowed to leave their homes in enhanced movement control order areas to go to work when it is implemented. Therefore, employers are required to abide by this order and allow their workers (in non-essential services) to work from home (WFH).

## Vaccine Update

- As of July 1, a total of 10 countries accounted for 76% of all vaccinations administered globally. The top five countries/territories with the highest number of cumulative people vaccinated with at least one dose per 100,000 population are Gibraltar (116,460), Malta (81,340), Palau (79,180), Iceland (76,010), and Falkland Islands (75,570).
- According to the National Research Council of Thailand and National Vaccine Institute, three COVID-19 vaccines are undergoing human trials while more than 20 are in the research phase. The Thai government's COVID-19 Information Centre announced on Sunday (July 4) that combined data from the two institutes revealed more than 20 vaccines are being researched and developed in Thailand, while three have started human trials. These three COVID-19 vaccines undergoing human trial are: 1) The three in human trials stage are: 1) ChulaCov19—an mRNA vaccine developed by Chulalongkorn University. It is in the first phase of human trials among 72 candidates. Two doses of the vaccine were given at an interval of 21 days; 2) HXP-GPOVac—an inactivated vaccine jointly developed by the Faculty of Tropical Medicine at Mahidol University and the Government Pharmaceutical Organization. It is in the second phase of human trials with 460 candidates. Two doses of the vaccine were injected at an interval of 28 days; and 3) Covigen—a DNA vaccine developed by Bionet Asia and Technovalia, which has started its first phase of human trials among 150 candidates. Two doses of the vaccine were injected at an interval of 28 days.
- Malaysia's National COVID-19 Immunization Programme Coordinating Minister said that the next three months will be the busiest and most crucial period for Malaysia's immunization programme as the country is set to receive a large part of its vaccine supply while it ramps up its vaccination capacity across the country. Based on data reported by the COVID-19 Vaccine Supply Access Guarantee Special Committee (JKJAV), a total of 8.58 million vaccine doses had been administered as of July 2. So far, 2.46 million Malaysians representing 7.5% of the population had been fully vaccinated while 6.12 million or 18.7% had received their first dose. The average daily vaccination rate for June came in at almost 170,000 doses — surpassing the targeted 150,000 shots. Meanwhile, following the receipt of Japan's contribution of one million doses of the AstraZeneca vaccines, the minister said that Malaysia will soon be getting contributions from both the US and China. It was previously reported that China would contribute 500,000 doses of the Sinovac vaccine to help bolster Malaysia's vaccination roll-out, while the US would donate one million doses of the Pfizer-BioNTech vaccine. To meet the challenge of the coming months, the minister added that the government had increased its vaccination capacity by opening up more vaccination centres (PPVs) of all types — there are now a total of 1,400 PPVs operating across the country — and by deploying more healthcare workers and other volunteers.

## Travel Advisories (new update/s)

- Indonesia: In accordance with the implementation of the emergency public restrictive order (PPKM Darurat) in Java and Bali, starting July 3, 2021 passengers traveling from and to the islands of Java and Bali are required to present a vaccination card with minimum first dose and a negative PCR Test results 24 hours before departure. All foreigners are temporarily prohibited from entering Indonesia except for those holding diplomatic visa, duty visa related to official visit of ministerial level or above, diplomatic stay visa, duty stay visa, temporary stay permit (KITAS), and permanent stay permit (KITAP).
- Philippines: The Inter-Agency Task Force against COVID-19 has "finalized" protocols for fully vaccinated individuals in the Philippines, so far only covering travel within the country. The latest rules, contained in IATF Resolution No. 124-B, were announced in a briefing by Presidential Spokesperson on Sunday (July 4). According to the IATF, intrazonal travel for fully vaccinated individuals is subject to the

presentation of a COVID-19 domestic vaccination card, or a certificate of quarantine completion showing the holder's vaccination status. Presenting these documents are "sufficient alternatives" to any testing requirement – before travel or upon arrival – that the local government of destination may require. Meanwhile, fully vaccinated senior citizens, specifically, are only allowed to travel within areas under general community quarantine and modified general community quarantine, the two least restrictive quarantine declarations.

### Cases and Deaths as of 05 July 2021

- As of 05 July 2021 (2PM, GMT+8), worldwide, there were **184,924,895** confirmed cases, including **3,996,956** deaths. Globally, Case Fatality Rate (CFR) is **2.2**.
- In **China**, there were **118,875** confirmed cases with **5,535** deaths, including deaths in Hong Kong (211) and Taiwan (661). Confirmed cases in China include confirmed cases in Hong Kong (11,928), Macau (54), and Taiwan (14,853).
- 5,086,301 confirmed cases** of COVID-19 have been reported in the ASEAN region with a total of **97,721 deaths**, with a CFR of **1.9**.

REGION	COUNTRY	FIRST CONFIRMED CASE(S)	LATEST REPORT ON CONFIRMED CASE(S)	TOTAL CONFIRMED CASES	NEW CASES (7-DAY ROLLING AVERAGE)	TOTAL DEATHS	NEW DEATHS (7-DAY ROLLING AVERAGE)	CASE FATALITY RATE	CUMULATIVE CASES/ 100,000	NUMBER OF TESTS LAST 14 DAYS/ 100,000	CUMULATIVE VACCINATED	CUMULATIVE FULLY VACCINATED	FULLY VACCINATED / 100,000
ASEAN REGION	Brunei	10 Mar 20	03-Jul-21	262	-	3	-	1.1%	60		72,300	15,109	3,450
	Cambodia	27 Jan 20	04-Jul-21	54,291	993 (949)	720	24 (26)	1.3%	329	458	4,469,661	3,221,153	19,270
	Indonesia	02 Mar 20	04-Jul-21	2,284,084	27,233 (24,111)	60,582	555 (492)	2.7%	844	390	31,573,240	13,922,732	5,090
	Lao PDR	24 Mar 20	04-Jul-21	2,244	31 (19)	3	-	0.1%	31	226	886,238	530,029	7,290
	Malaysia	25 Jan 20	04-Jul-21	778,652	6,045 (6,372)	5,497	63 (79)	0.7%	2,437	2,493	6,261,014	2,539,686	7,850
	Myanmar	23 Mar 20	04-Jul-21	165,405	2,318 (1,749)	3,419	35 (17)	2.1%	306	110	1,840,758	1,527,284	2,810
	Philippines	30 Jan 20	04-Jul-21	1,436,369	5,950 (5,482)	25,149	86 (111)	1.8%	1,329	287	8,002,640	2,701,064	2,460
	Singapore	23 Jan 20	04-Jul-21	62,617	11 (10)	36	-	0.1%	1,098	14,003	3,489,146	2,141,659	36,610
	Thailand	13 Jan 20	04-Jul-21	283,067	5,916 (5,517)	2,226	44 (45)	0.8%	407	-	7,364,585	2,862,598	4,100
Vietnam	23 Jan 20	04-Jul-21	19,310	950 (558)	86	2 (2)	0.4%	20	-	3,648,805	218,602	220	
				<b>5,086,301</b>	<b>49,447</b>	<b>97,721</b>	<b>809</b>	<b>1.9%</b>					

- 179,719,719 confirmed cases** of COVID-19 have been reported in **222 countries/states** (other than China, Hong Kong, Taiwan, Macau, and ASEAN countries):

REGION	COUNTRY	FIRST CONFIRMED CASE(S)	LATEST REPORT ON CONFIRMED CASE(S)	TOTAL CONFIRMED CASES	NEW CASES	TOTAL DEATHS	NEW DEATHS	CASE FATALITY RATE	CUMULATIVE CASES/ 100,000	NUMBER OF TESTS LAST 14 DAYS/ 100,000	CUMULATIVE IMMUNIZED	CUMULATIVE FULLY VACCINATED	FULLY VACCINATED/ 100,000
ASIA PACIFIC	Japan	16 Jan 2020	04-Jul-21	807,178	1,485	14,793	5	1.8%	639	521	30,249,911	15,999,061	12,650
	South Korea	20 Jan 2020	04-Jul-21	160,084	742	2,026	1	1.3%	310	592	15,347,197	5,319,954	10,380
	Nepal	24 Jan 2020	04-Jul-21	644,622	1,042	9,225	27	1.4%	2,253	287	2,604,866	757,962	2,600
	Australia	25 Jan 2020	04-Jul-21	30,757	23	910	-	3.0%	120	4,379	6,313,383	1,808,266	7,090

	<b>Sri Lanka</b>	27 Jan 2020	04-Jul-21	265,630	1,573	3,236	45	1.2%	1,218	988	2,916,330	1,206,499	5,630
	<b>India</b>	30 Jan 2020	04-Jul-21	30,583,237	38,752	402,739	724	1.3%	2,238	1,700	282,231,365	62,069,225	4,500
	<b>Afghanistan</b>	24 Feb 2020	04-Jul-21	125,937	1,180	5,283	84	4.2%	331		699,200	187,654	480
	<b>Pakistan</b>	26 Feb 2020	04-Jul-21	962,313	1,228	22,408	29	2.3%	444	242	16,714,717	3,206,915	1,450
	<b>New Zealand</b>	28 Feb 2020	04-Jul-21	2,751	9	26	-	0.9%	56	1,618	705,062	444,546	9,220
	<b>Bhutan</b>	05 Mar 2020	04-Jul-21	2,159	26	1	-	0.0%	283	-	485,315		
	<b>Maldives</b>	07 Mar 2020	04-Jul-21	74,351	127	213	-	0.3%	14,003	10,517	317,012	190,729	35,280
	<b>Bangladesh</b>	08 Mar 2020	04-Jul-21	944,917	8,661	15,065	153	1.6%	580	197	5,823,245	4,280,492	2,600
	<b>Mongolia</b>	10 Mar 2020	04-Jul-21	125,260	2,520	617	8	0.5%	3,884	3,513	2,053,714	1,756,449	53,580
	<b>Turkey</b>	10 Mar 2020	03-Jul-21	5,440,368	-	49,874	-	0.9%	6,521	2,948	35,828,964	15,625,651	18,530
	<b>French Polynesia</b>	12 Mar 2020	02-Jul-21	19,011	-	142	-	0.7%	6,807		71,242	61,298	21,820
	<b>Guam</b>	15 Mar 2020	02-Jul-21	8,373	-	140	-	1.7%	5,005		103,014	91,852	55,410
	<b>New Caledonia</b>	17 Mar 2020	20-Jun-21	129	-	-	-	0.0%	45		59,316	51,943	18,190
	<b>Fiji</b>	18 Mar 2020	04-Jul-21	6,161	522	30	3	0.5%	692	-	278,954	43,345	4,840
	<b>Papua New Guinea</b>	21 Mar 2020	02-Jul-21	17,238	-	174	-	1.0%	196	-	50,460	710	10
	<b>Timor Leste</b>	21 Mar 2020	04-Jul-21	9,425	-	24	-	0.3%	729		203,009	25,757	1,950
	<b>Northern Mariana Islands</b>	28 Mar 2020	28-May-21	183	-	2	-	1.1%	320		29,718	26,787	47,090
	<b>North Korea</b>	24 Jul 2020	25-Jul-20	1	-	-	-	0.0%	0				
	<b>Solomon Islands</b>	03 Oct 2020	16-Apr-21	20	-	-	-	0.0%	3		18,050	3,692	540
	<b>Wallis et Futuna</b>	17 Oct 2020	06-May-21	445	-	7	-	1.6%	2,777		4,565	4,368	38,840
	<b>Marshall Islands</b>	26 Oct 2020	17-Nov-20	4	-				7		18,584	16,088	27,540
	<b>Vanuatu</b>	11 Nov 2020	21-Apr-21	4	-	1	-	25.0%	1		7,462		
	<b>Samoa</b>	18 Nov 2020	12-Feb-21	3	-	-	-	0.0%	2		49,546	5,117	2,580
	<b>Micronesia</b>	11 Jan 2021	11-Jan-21	1	-				1		30,314	25,572	24,670
	<b>Palau</b>	31 May 2021	14-Jun-21	2	-	-	-	0.0%	11		14,450	13,273	74,120
<b>AMERICAS</b>	<b>USA</b>	21 Jan 2020	04-Jul-21	34,591,204	3,028	621,291	36	1.8%	10,538	1,353	182,109,860	156,982,549	46,940

<b>Canada</b>	25 Jan 2020	04-Jul-21	1,417,096	363	26,360	12	1.9%	3,729	1,729	25,851,422	12,925,620	34,250
<b>Brazil</b>	26 Feb 2020	03-Jul-21	18,747,204	-	523,887	-	2.8%	8,853	-	75,783,345	26,996,751	12,700
<b>Mexico</b>	28 Feb 2020	03-Jul-21	2,537,457	-	233,580	-	9.2%	1,989	120	32,397,097	19,755,489	15,320
<b>Saint Martin</b>	01 Mar 2020	03-Jul-21	2,314	-	37	-	1.6%	6,089				
<b>Ecuador</b>	01 Mar 2020	03-Jul-21	462,142	-	21,660	-	4.7%	2,660	261	2,885,050	1,460,920	8,280
<b>Dominican Republic</b>	01 Mar 2020	03-Jul-21	328,376	-	3,852	-	1.2%	3,058	636	5,008,715	3,025,993	27,890
<b>Chile</b>	03 Mar 2020	04-Jul-21	1,569,784	3,323	33,103	130	2.1%	8,283	2,805	12,667,502	10,684,303	55,890
<b>Argentina</b>	03 Mar 2020	04-Jul-21	4,535,473	9,000	95,904	310	2.1%	10,093	427	17,479,963	4,301,462	9,520
<b>Peru</b>	05 Mar 2020	03-Jul-21	2,063,112	-	193,069	-	9.4%	6,346	131	4,544,322	3,214,333	9,750
<b>Costa Rica</b>	06 Mar 2020	02-Jul-21	371,206	-	4,686	-	1.3%	7,354	1,305	1,629,222	811,163	15,920
<b>Colombia</b>	06 Mar 2020	03-Jul-21	4,324,230	-	108,314	-	2.5%	8,590	2,402	11,760,312	7,292,768	14,330
<b>French Guiana</b>	06 Mar 2020	02-Jul-21	27,730	-	148	-	0.5%	14,184				
<b>Martinique</b>	06 Mar 2020	29-Jun-21	12,374	-	98	-	0.8%	2,858				
<b>Paraguay</b>	07 Mar 2020	03-Jul-21	427,542	-	13,235	-	3.1%	6,069	933	526,960	133,391	1,870
<b>Panama</b>	10 Mar 2020	03-Jul-21	407,330	-	6,567	-	1.6%	9,592	2,831	1,007,646	526,602	12,200
<b>Bolivia</b>	10 Mar 2020	03-Jul-21	444,090	-	16,920	-	3.8%	3,857	923	1,927,217	720,327	6,170
<b>Honduras</b>	11 Mar 2020	03-Jul-21	266,918	-	7,081	-	2.7%	2,739		625,910	58,125	590
<b>Cuba</b>	11 Mar 2020	04-Jul-21	204,247	3,519	1,351	14	0.7%	1,802	2,541	2,797,599	1,450,900	12,810
<b>Guyana</b>	11 Mar 2020	03-Jul-21	20,305	-	478	-	2.4%	2,594		234,255	112,371	14,290
<b>Jamaica</b>	12 Mar 2020	03-Jul-21	50,310	-	1,084	-	2.2%	1,706	641	172,958	77,025	2,600
<b>St Vincent and the Grenadines</b>	12 Mar 2020	02-Jul-21	2,229	-	12	-	0.5%	2,016		18,417		
<b>Saint Lucia</b>	13 Mar 2020	01-Jul-21	5,302	-	84	-	1.6%	2,901		30,902	22,019	11,990
<b>Trinidad and Tobago</b>	13 Mar 2020	04-Jul-21	33,428	115	892	13	2.7%	2,396	905	219,963	105,586	7,540
<b>Venezuela</b>	13 Mar 2020	03-Jul-21	276,395	-	3,173	-	1.1%	969		1,223,130	223,858	790
<b>Guatemala</b>	13 Mar 2020	03-Jul-21	301,189	-	9,419	-	3.1%	1,814	386	796,497	161,389	900
<b>Uruguay</b>	13 Mar 2020	03-Jul-21	372,178	-	5,663	-	1.5%	10,751	4,362	2,296,948	1,762,818	50,750
<b>Curacao</b>	13 Mar 2020	03-Jul-21	12,349	-	126	-	1.0%	7,839		89,019	78,933	48,100
<b>Puerto Rico</b>	13 Mar 2020	04-Jul-21	275,041	238	2,552	-	0.9%	8,612		2,089,282	1,796,214	56,240
<b>Suriname</b>	13 Mar 2020	03-Jul-21	22,203	-	541	-	2.4%	3,819		162,516	36,955	6,300
<b>Antigua and Barbuda</b>	13 Mar 2020	01-Jul-21	1,264	-	42	-	3.3%	1,302		36,432	27,563	28,150

<b>Guadeloupe</b>	13 Mar 2020	30-Jun-21	17,028	-	230	-	1.4%	3,844				
<b>Cayman Islands</b>	13 Mar 2020	28-Jun-21	614	-	2	-	0.3%	945		48,493	45,504	69,240
<b>Aruba</b>	14 Mar 2020	02-Jul-21	11,144	-	107	-	1.0%	10,482		68,087	59,897	56,100
<b>Bahamas</b>	15 Mar 2020	01-Jul-21	12,735	-	246	-	1.9%	3,270		58,122	32,945	8,380
<b>US Virgin Islands</b>	16 Mar 2020	03-Jul-21	3,916	-	30	-	0.8%	3,672		41,393	35,335	33,760
<b>Sint Maarten</b>	17 Mar 2020	03-Jul-21	2,620	-	33	-	1.3%	6,432		21,130	17,160	40,020
<b>Montserrat</b>	17 Mar 2020	14-Feb-21	20	-	1	-	5.0%	214		1,411	1,229	24,580
<b>Barbados</b>	17 Mar 2020	01-Jul-21	4,082	-	47	-	1.2%	1,422		95,386	71,181	24,770
<b>El Salvador</b>	18 Mar 2020	03-Jul-21	79,790	-	2,403	-	3.0%	1,236	-	1,727,992	1,162,511	17,920
<b>Nicaragua</b>	18 Mar 2020	29-Jun-21	8,178	-	191	-	2.3%	125		167,500		
<b>Bermuda</b>	18 Mar 2020	03-Jul-21	2,516	-	33	-	1.3%	3,936		41,688	39,034	62,680
<b>Haiti</b>	19 Mar 2020	02-Jul-21	18,844	-	447	-	2.4%	167				
<b>Dominica</b>	22 Mar 2020	01-Jul-21	194	-	-	-	0.0%	270		20,390	19,548	27,150
<b>Grenada</b>	22 Mar 2020	12-May-21	161	-	1	-	0.6%	144		19,521	11,973	10,640
<b>Belize</b>	23 Mar 2020	02-Jul-21	13,343	-	330	-	2.5%	3,418	2,080	79,993	26,017	6,540
<b>Turks and Caicos Islands</b>	23 Mar 2020	30-Jun-21	2,425	-	18	-	0.7%	6,350		22,700	15,410	39,800
<b>Saint Kitts and Nevis</b>	24 Mar 2020	03-Jul-21	490	-	3	-	0.6%	928		22,831	17,784	33,430
<b>British Virgin Islands</b>	25 Mar 2020	02-Jul-21	456	-	1	-	0.2%	1,518		12,562	8,841	29,240
<b>Anguilla</b>	26 Mar 2020	03-Jul-21	111	-	-	-	0.0%	837		9,264	6,525	43,490
<b>Caribbean Netherlands</b>	01 Apr 2020	02-Jul-21	1,651	-	17	-	1.0%	9,166		5,726	1,665	6,350
<b>Falkland Islands</b>	03 Apr 2020	22-Apr-21	63	-	-	-	0.0%	2,388		2,632	1,775	50,960
<b>Saint Pierre and Miquelon</b>	05 Apr 2020	16-Jun-21	26	-	-	-	0.0%	371				
<b>Saint Barthelemy</b>	25 Jul 2020	20-May-21	1,005	-	1	-	0.1%	11,893				
<b>EUROPE</b>												
<b>France</b>	24 Jan 2020	04-Jul-21	5,786,203	2,549	111,161	9	1.9%	8,628		33,961,307	21,079,988	31,200
<b>Germany</b>	27 Jan 2020	04-Jul-21	3,751,745	692	91,583	5	2.4%	4,513	849	46,249,449	31,487,487	37,580
<b>Finland</b>	29 Jan 2020	04-Jul-21	96,463	91	973	-	1.0%	1,747	1,894	3,368,631	1,143,183	20,630
<b>Italy</b>	30 Jan 2020	04-Jul-21	4,263,317	806	127,649	12	3.0%	7,070	3,077	34,620,140	19,826,856	32,790
<b>Russian Federation</b>	31 Jan 2020	04-Jul-21	5,610,941	25,142	137,925	663	2.5%	3,886	3,446	24,647,625	17,802,442	12,200

<b>Spain</b>	31 Jan 2020	02-Jul-21	3,833,868	-	80,911	-	2.1%	8,144	1,246	25,948,237	18,466,362	39,500
<b>Sweden</b>	31 Jan 2020	02-Jul-21	1,090,880	-	14,626	-	1.3%	10,606		4,999,452	3,169,215	31,380
<b>United Kingdom of Great Britain</b>	31 Jan 2020	04-Jul-21	4,903,434	23,818	128,222	15	2.6%	7,337	16,108	45,135,880	33,402,028	49,200
<b>Belgium</b>	05 Feb 2020	03-Jul-21	1,086,508	-	25,185	-	2.3%	9,461	4,253	7,251,205	4,073,334	35,150
<b>Switzerland</b>	25 Feb 2020	02-Jul-21	703,334	-	10,894	-	1.5%	8,202	2,514	4,391,004	3,098,708	35,800
<b>Austria</b>	25 Feb 2020	04-Jul-21	650,737	75	10,709	-	1.6%	7,331	49,209	4,842,607	3,322,841	36,890
<b>Croatia</b>	25 Feb 2020	04-Jul-21	360,237	56	8,218	3	2.3%	8,856	1,153	1,506,223	1,158,104	28,210
<b>Norway</b>	26 Feb 2020	03-Jul-21	131,861	-	794	-	0.6%	2,466	2,904	2,730,836	1,561,843	28,810
<b>Romania</b>	26 Feb 2020	04-Jul-21	1,080,951	33	33,928	3	3.1%	5,584	805	4,742,634	4,564,579	23,730
<b>Estonia</b>	26 Feb 2020	04-Jul-21	131,188	27	1,269	-	1.0%	9,889	2,367	565,943	409,891	30,900
<b>Georgia</b>	26 Feb 2020	03-Jul-21	369,048	-	5,347	-	1.4%	9,920	9,488	265,290	103,170	2,590
<b>North Macedonia</b>	26 Feb 2020	04-Jul-21	155,710	4	5,486	-	3.5%	7,474	1,488	358,686	227,851	10,940
<b>Greece</b>	26 Feb 2020	04-Jul-21	425,964	617	12,716	6	3.0%	3,975	3,406	4,970,687	3,917,016	37,580
<b>Denmark</b>	27 Feb 2020	04-Jul-21	295,317	392	2,537	-	0.9%	5,075	14,345	3,394,894	2,049,233	35,380
<b>San Marino</b>	27 Feb 2020	29-Jun-21	5,091	-	90	-	1.8%	15,035		22,483	22,483	66,250
<b>Lithuania</b>	27 Feb 2020	04-Jul-21	278,888	25	4,390	1	1.6%	10,007	2,533	1,253,289	1,079,596	39,660
<b>Netherlands</b>	27 Feb 2020	04-Jul-21	1,689,106	1,215	17,756	-	1.1%	9,745	535	10,316,529	6,199,305	36,180
<b>Azerbaijan</b>	27 Feb 2020	04-Jul-21	336,417	99	4,978	1	1.5%	3,356	919	2,321,863	1,418,584	13,990
<b>Belarus</b>	28 Feb 2020	04-Jul-21	421,350	944	3,185	10	0.8%	4,451	2,329	699,141	369,272	3,910
<b>Iceland</b>	28 Feb 2020	01-Jul-21	6,654	-	30	-	0.5%	1,842	-	262,051	223,719	65,560
<b>Ireland</b>	28 Feb 2020	04-Jul-21	274,306	562	5,000	-	1.8%	5,551	-	2,464,080	1,000,000	20,250
<b>Monaco</b>	29 Feb 2020	03-Jul-21	2,587	-	33	-	1.3%	6,639		20,178	17,694	45,090
<b>Czech Republic</b>	01 Mar 2020	04-Jul-21	1,667,935	139	30,310	-	1.8%	15,632		5,110,280	3,484,467	32,540
<b>Luxembourg</b>	01 Mar 2020	03-Jul-21	71,031	-	818	-	1.2%	11,459	8,887	343,732	216,876	34,650
<b>Armenia</b>	01 Mar 2020	04-Jul-21	225,553	89	4,526	5	2.0%	7,626	1,321	58,518	16,196	550
<b>Latvia</b>	02 Mar 2020	04-Jul-21	137,631	31	2,528	2	1.8%	7,195	3,946	665,339	562,412	29,820
<b>Portugal</b>	02 Mar 2020	04-Jul-21	889,088	2,041	17,112	-	1.9%	8,658	5,654	5,998,546	3,757,255	36,850
<b>Andorra</b>	02 Mar 2020	01-Jul-21	13,918	-	127	-	0.9%	18,042	2,821	41,716	26,613	34,440
<b>Liechtenstein</b>	03 Mar 2020	04-Jul-21	3,042	2	59	-	1.9%	8,001	3,830	19,250	13,233	34,700
<b>Ukraine</b>	03 Mar 2020	04-Jul-21	2,237,553	351	52,470	10	2.3%	5,041	475	2,059,726	841,291	1,920



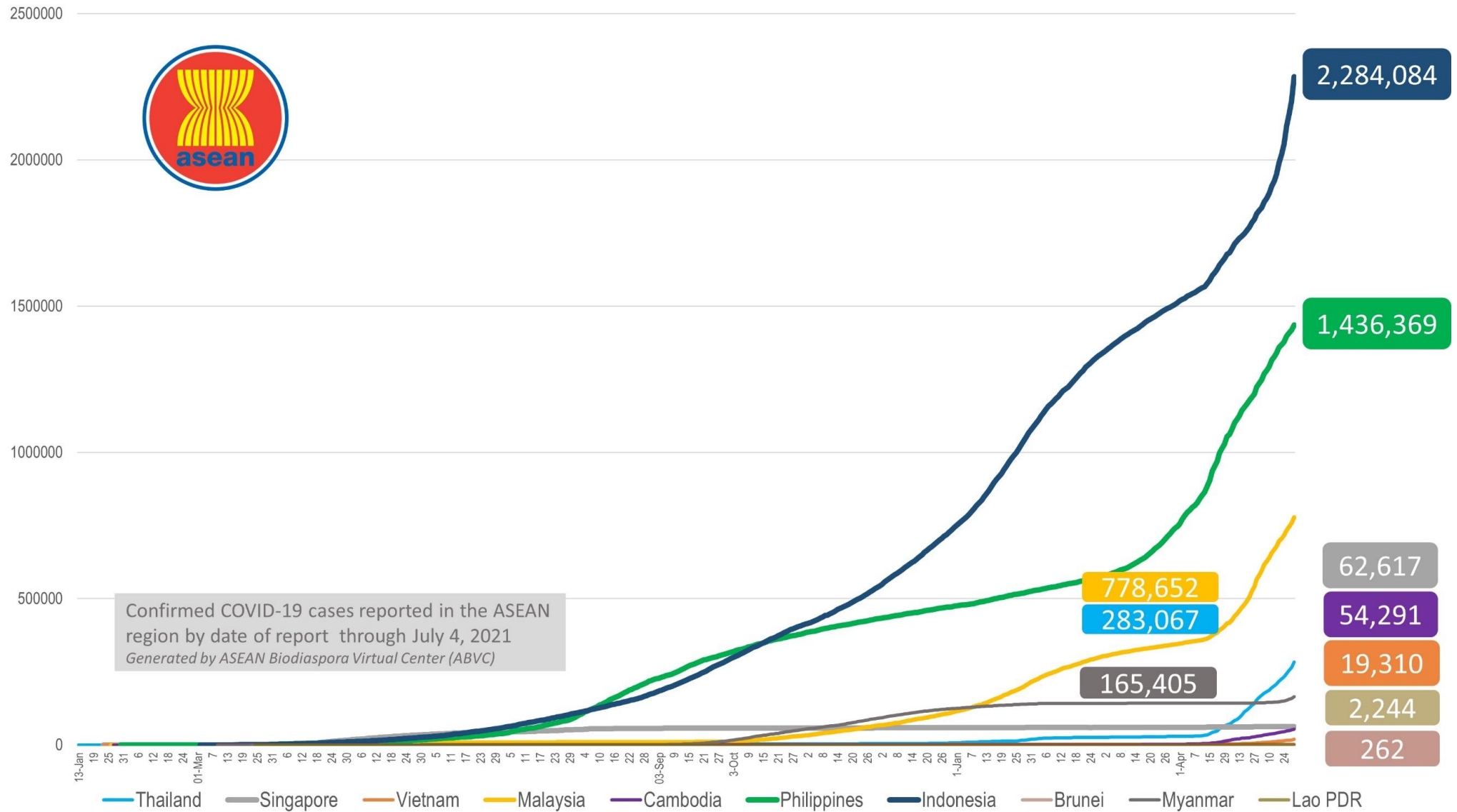
	<b>Slovenia</b>	04 Mar 2020	04-Jul-21	257,421	8	4,419	-	1.7%	12,329	860	829,103	698,256	33,590
	<b>Hungary</b>	04 Mar 2020	02-Jul-21	808,197	-	29,992	-	3.7%	8,272	1,150	5,486,514	4,916,927	50,900
	<b>Poland</b>	04 Mar 2020	04-Jul-21	2,880,270	55	75,084	1	2.6%	7,585	1,255	17,094,868	13,854,142	36,610
	<b>Faroe Islands</b>	04 Mar 2020	03-Jul-21	781	-	1	-	0.1%	1,604		28,596	19,749	40,420
	<b>Bosnia and Herzegovina</b>	05 Mar 2020	02-Jul-21	205,047	-	9,667	-	4.7%	6,212	626	301,801	154,720	4,720
	<b>Gibraltar</b>	05 Mar 2020	04-Jul-21	4,366	2	94	-	2.2%	12,955		39,235	38,854	115,320
	<b>Slovakia</b>	06 Mar 2020	04-Jul-21	391,717	21	12,513	-	3.2%	7,182	6,054	2,037,657	1,611,613	29,520
	<b>Serbia</b>	06 Mar 2020	04-Jul-21	716,873	77	7,058	3	1.0%	10,322	1,249	2,693,998	2,452,243	36,040
	<b>Vatican City</b>	06 Mar 2020	17-Oct-20	27	-	-	-	0.0%	2,932				
	<b>Malta</b>	07 Mar 2020	04-Jul-21	30,652	12	420	-	1.4%	6,098	4,630	361,287	332,650	75,340
	<b>Moldova</b>	07 Mar 2020	04-Jul-21	256,970	39	6,196	1	2.4%	9,669	2,176	460,117	279,285	6,920
	<b>Bulgaria</b>	08 Mar 2020	03-Jul-21	422,034	-	18,084	-	4.3%	6,050	2,068	968,924	819,980	11,800
	<b>Albania</b>	09 Mar 2020	04-Jul-21	132,535	1	2,456	-	1.9%	4,644	-	569,352	412,147	14,320
	<b>Cyprus</b>	09 Mar 2020	03-Jul-21	77,445	-	374	-	0.5%	6,461	31,166	465,528	364,250	41,020
	<b>Channel Islands</b>	09 Mar 2020	04-Jul-21	847	6	17	-	2.0%	1,299		32,969	13,618	20,310
	<b>Jersey</b>	10 Mar 2020	02-Jul-21	3,674	-	69	-	1.9%	4,046		70,335	52,595	52,040
	<b>Kazakhstan</b>	13 Mar 2020	04-Jul-21	433,931	3,003	4,444	26	1.0%	2,344	-	3,612,610	2,134,938	11,370
	<b>Kosovo</b>	13 Mar 2020	02-Jul-21	107,725	-	2,248	-	2.1%	6,004				
	<b>Uzbekistan</b>	15 Mar 2020	04-Jul-21	112,597	467	747	2	0.7%	335		2,074,701	1,199,541	3,580
	<b>Greenland</b>	16 Mar 2020	22-Jun-21	50	-	-	-	0.0%	89		30,081	13,030	22,950
	<b>Montenegro</b>	17 Mar 2020	04-Jul-21	100,327	11	1,615	1	1.6%	16,126		152,306	140,509	22,370
	<b>Kyrgyzstan</b>	18 Mar 2020	04-Jul-21	130,633	1,401	2,037	10	1.6%	2,023		99,900	73,800	1,130
	<b>Isle of Man</b>	19 Mar 2020	03-Jul-21	1,632	-	29	-	1.8%	1,929		63,247	45,778	53,840
	<b>Tajikistan</b>	30 Apr 2020	04-Jul-21	13,569	-	92	-	0.7%	146		205,619	18,029	190
<b>MIDDLE EAST</b>	<b>UAE</b>	29 Jan 2020	04-Jul-21	639,476	1,599	1,834	3	0.3%	6,545	33,395	5,081,853	3,836,521	38,790
	<b>Iran</b>	19 Feb 2020	04-Jul-21	3,254,818	13,781	84,792	165	2.6%	3,926	2,249	4,076,904	1,641,010	1,950
	<b>Israel</b>	21 Feb 2020	04-Jul-21	842,749	101	6,429	-	0.8%	9,309	6,315	5,627,866	5,174,647	59,780
	<b>Lebanon</b>	21 Feb 2020	03-Jul-21	545,363	-	7,859	-	1.4%	7,955	1,928	926,962	451,270	6,610
	<b>Kuwait</b>	24 Feb 2020	04-Jul-21	363,672	1,654	2,017	12	0.6%	8,644	3,686	2,875,000	38,000	890
	<b>Oman</b>	24 Feb 2020	04-Jul-21	275,166	4,662	3,283	143	1.2%	5,531		854,274	213,569	4,180
	<b>Bahrain</b>	24 Feb 2020	04-Jul-21	266,426	140	1,360	2	0.5%	16,234	9,438	1,071,685	996,404	58,560
	<b>Iraq</b>	24 Feb 2020	04-Jul-21	1,371,475	6,264	17,316	35	1.3%	3,489	1,276	548,696	256,667	640

	<b>Qatar</b>	29 Feb 2020	04-Jul-21	222,574	121	592	-	0.3%	7,859	1,577	1,745,702	1,480,606	51,390	
	<b>Saudi Arabia</b>	02 Mar 2020	04-Jul-21	492,785	1,173	7,876	13	1.6%	1,438	3,143				
	<b>Jordan</b>	02 Mar 2020	04-Jul-21	753,192	575	9,781	12	1.3%	7,456	2,615	2,495,153	1,421,070	13,930	
	<b>Palestine</b>	05 Mar 2020	04-Jul-21	343,410	77	3,841	3	1.1%	7,330		516,068	371,787	7,290	
	<b>Syria</b>	22 Mar 2020	04-Jul-21	25,619	-	1,885	-	7.4%	150		102,319	5,957	30	
	<b>Yemen</b>	10 Apr 2020	03-Jul-21	6,926	-	1,361	-	19.7%	24		268,753			
<b>AFRICA</b>	<b>Egypt</b>	14 Feb 2020	03-Jul-21	281,903	-	16,242	-	5.8%	281		3,502,181	780,460	760	
	<b>Algeria</b>	25 Feb 2020	04-Jul-21	141,471	464	3,755	10	2.7%	329		2,500,000			
	<b>Nigeria</b>	28 Feb 2020	03-Jul-21	167,803	-	2,121	-	1.3%	83	34	2,241,662	1,155,810	560	
	<b>Tunisia</b>	02 Mar 2020	04-Jul-21	443,631	4,686	15,377	116	3.5%	3,793	1,094	1,290,856	553,795	4,690	
	<b>Morocco</b>	02 Mar 2020	04-Jul-21	534,550	605	9,319	4	1.7%	1,466	371	10,064,283	9,161,960	24,820	
	<b>Senegal</b>	02 Mar 2020	04-Jul-21	43,768	141	1,174	3	2.7%	269	108	515,344	149,482	890	
	<b>South Africa</b>	05 Mar 2020	04-Jul-21	2,062,896	16,585	61,840	333	3.0%	3,523	1,127	3,155,717	479,772	810	
	<b>Cameroon</b>	06 Mar 2020	29-Jun-21	80,858	-	1,324	-	1.6%	312		88,333	21,991	80	
	<b>Togo</b>	06 Mar 2020	03-Jul-21	14,039	-	130	-	0.9%	174	146	270,784	76,462	920	
	<b>Burkina Faso</b>	09 Mar 2020	03-Jul-21	13,494	-	168	-	1.2%	66		25,833			
		<b>Democratic Republic of Congo</b>	10 Mar 2020	04-Jul-21	42,181	222	960	15	2.3%	49		44,840	8,016	10
		<b>Ivory Coast</b>	11 Mar 2020	03-Jul-21	48,513	-	315	-	0.6%	189	77	768,039		
		<b>Reunion</b>	11 Mar 2020	30-Jun-21	30,583	-	237	-	0.8%	3,936				
		<b>Ghana</b>	13 Mar 2020	30-Jun-21	96,317	-	796	-	0.8%	317	80	852,047	380,829	1,230
		<b>Guinea</b>	13 Mar 2020	02-Jul-21	23,807	-	172	-	0.7%	186		400,834	169,824	1,290
		<b>Gabon</b>	13 Mar 2020	02-Jul-21	25,076	-	159	-	0.6%	1,154		38,496	18,272	820
		<b>Sudan</b>	13 Mar 2020	01-Jul-21	36,709	-	2,760	-	7.5%	86		554,095	123,862	280
		<b>Kenya</b>	13 Mar 2020	04-Jul-21	185,868	277	3,675	4	2.0%	354	-	1,010,954	406,146	760
		<b>Ethiopia</b>	13 Mar 2020	04-Jul-21	276,435	67	4,331	1	1.6%	247	41	1,894,717		
		<b>Central African Republic</b>	14 Mar 2020	29-Jun-21	7,141	-	98	-	1.4%	150		78,685		
	<b>Seychelles</b>	14 Mar 2020	03-Jul-21	15,857	-	71	-	0.4%	16,243		70,911	67,670	68,810	
	<b>Rwanda</b>	14 Mar 2020	04-Jul-21	42,585	889	470	5	1.1%	337	842	350,400	228,169	1,760	
	<b>Namibia</b>	14 Mar 2020	04-Jul-21	95,703	1,656	1,649	23	1.7%	3,837	1,397	123,439	25,793	1,020	
	<b>Swaziland</b>	14 Mar 2020	29-Jun-21	19,084	-	678	-	3.6%	1,662		37,231	10,392	900	
	<b>Mauritania</b>	14 Mar 2020	03-Jul-21	21,027	-	489	-	2.3%	465	-	152,224	8,858	190	
	<b>Mayotte</b>	14 Mar 2020	29-Jun-21	19,412	-	174	-	0.9%	12,206					
	<b>Equatorial Guinea</b>	15 Mar 2020	03-Jul-21	8,759	-	122	-	1.4%	646		153,679	116,302	8,290	
	<b>Republic of Congo</b>	15 Mar 2020	02-Jul-21	12,695	-	166	-	1.3%	236		116,110			
	<b>Benin</b>	16 Mar 2020	30-Jun-21	8,199	-	104	-	1.3%	69	-	36,188	9,920	80	
	<b>Liberia</b>	16 Mar 2020	02-Jul-21	4,520	-	133	-	2.9%	92		79,670	2,542	50	
	<b>Tanzania</b>	16 Mar 2020	08-May-20	509	-	21	-	4.1%	1					

<b>Somalia</b>	16 Mar 2020	30-Jun-21	14,946	-	775	-	5.2%	97		138,603	69,812	440
<b>Gambia</b>	17 Mar 2020	29-Jun-21	6,079	-	181	-	3.0%	259	-	31,150	11,825	490
<b>Zambia</b>	17 Mar 2020	04-Jul-21	164,282	1,795	2,443	46	1.5%	920	456	142,125	20,258	110
<b>Mauritius</b>	18 Mar 2020	01-Jul-21	1,858	-	18	-	1.0%	147		486,034	220,914	17,370
<b>Djibouti</b>	18 Mar 2020	04-Jul-21	11,605	1	155	-	1.3%	1,192		12,547	8,810	890
<b>Niger</b>	19 Mar 2020	04-Jul-21	5,506	8	194	-	3.5%	24		224,803	30,784	130
<b>Chad</b>	19 Mar 2020	23-Jun-21	4,951	-	174	-	3.5%	31		9,799		
<b>Zimbabwe</b>	20 Mar 2020	04-Jul-21	54,474	809	1,878	19	3.4%	372	372	777,161	555,277	3,740
<b>Cape Verde</b>	20 Mar 2020	03-Jul-21	32,705	-	287	-	0.9%	5,947		76,390	6,061	1,090
<b>Madagascar</b>	20 Mar 2020	04-Jul-21	42,311	47	922	4	2.2%	157	19	197,001		
<b>Uganda</b>	21 Mar 2020	02-Jul-21	83,636	-	1,177	-	1.4%	189	142	861,645	4,129	10
<b>Eritrea</b>	21 Mar 2020	03-Jul-21	6,074	-	25	-	0.4%	171				
<b>Angola</b>	21 Mar 2020	03-Jul-21	39,172	-	910	-	2.3%	123		943,301	544,991	1,660
<b>Mozambique</b>	22 Mar 2020	04-Jul-21	80,151	938	904	7	1.1%	264	69	341,707	96,675	310
<b>Libya</b>	24 Mar 2020	04-Jul-21	195,042	-	3,211	-	1.6%	2,878		379,404		
<b>Guinea-Bissau</b>	25 Mar 2020	03-Jul-21	3,881	-	69	-	1.8%	202		21,855	1,028	50
<b>Mali</b>	25 Mar 2020	04-Jul-21	14,449	11	527	1	3.6%	74		133,317	46,317	230
<b>Botswana</b>	30 Mar 2020	01-Jul-21	71,443	-	1,158	-	1.6%	3,101		158,863	91,482	3,890
<b>Sierra Leone</b>	31 Mar 2020	03-Jul-21	5,748	-	104	-	1.8%	74		82,145	15,170	190
<b>Burundi</b>	31 Mar 2020	03-Jul-21	5,494	-	8	-	0.1%	48				
<b>Malawi</b>	02 Apr 2020	04-Jul-21	36,926	106	1,208	3	3.3%	198	236	385,242	43,165	230
<b>South Sudan</b>	05 Apr 2020	03-Jul-21	10,866	-	117	-	1.1%	98	-	42,166	2,754	20
<b>Sao Tome and Principe</b>	06 Apr 2020	03-Jul-21	2,376	-	37	-	1.6%	1,105		16,453	11,533	5,260
<b>Comoros</b>	30 Apr 2020	04-Jul-21	3,958	-	146	-	3.7%	465		43,140	41,220	4,740
<b>Lesotho</b>	13 May 2020	04-Jul-21	11,568	24	329	-	2.8%	544		36,637	122	10
			<b>179,719,719</b>	<b>201,857</b>	<b>3,893,700</b>	<b>3,365</b>	<b>2.2%</b>					

# COVID-19 Epi curve among ASEAN Countries

as of 4 July 2021



# 7-Day Rolling Average of COVID-19 new cases

as of 4 July 2021

25,000

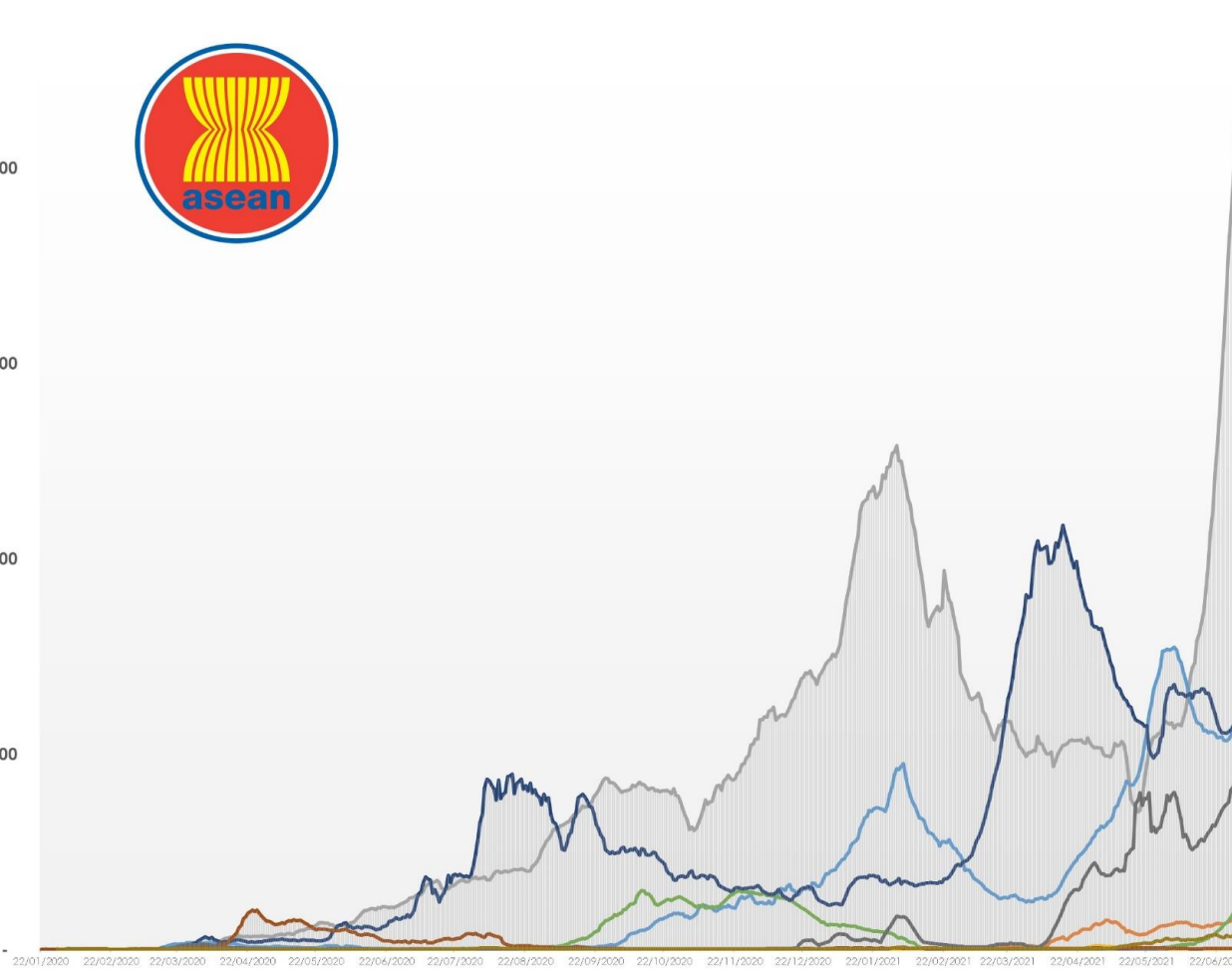


20,000

15,000

10,000

5,000



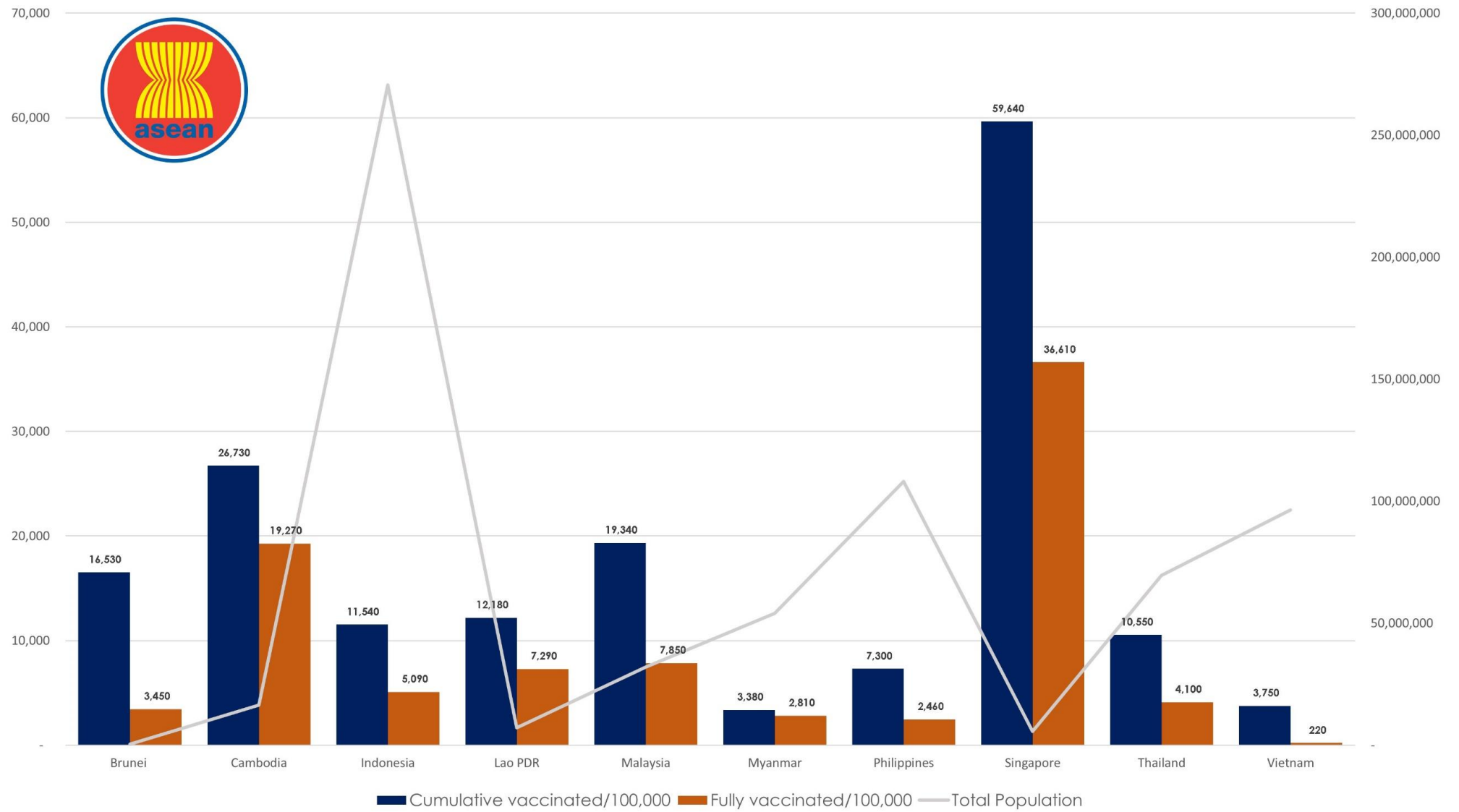
— Brunei — Cambodia — Indonesia — Lao PDR — Malaysia — Myanmar — Philippines — Singapore — Thailand — Vietnam

ASEAN Country	New Cases Rate of Change 7-Day Window*	P-value
Brunei	-0.01	0.713
Cambodia	40.781	0
Indonesia	877.423	0
Lao PDR	2.097	0.005
Malaysia	152.02	0
Myanmar	154.49	0
Philippines	-36.173	0.083
Singapore	-1.281	0
Thailand	250.944	0
Vietnam	36.643	0.001

\*Beta coefficient of linear line of best fit; equal to the rate of change in the 7-day rolling average of new cases over the past 7 days (as of July 4, 2021)

# COVID-19 Vaccination Status

as of 4 July 2021



# Re-opening Tracker

as of 2 July 2021

ASEAN MEMBER STATE	REQUIREMENT					
	At least <b>80% of the high-risk population has been vaccinated</b> with at least one dose of a COVID-19 vaccine.		At least <b>65% of the total population has a level of immunity</b> to COVID-19; either recovered from COVID-19 or have been vaccinated with at least one dose of a COVID-19 vaccine.		<b>Case levels are generally low</b> (a 7-day rolling average number of daily new cases that is <10 cases per 100,000, with each day's past-14-day test positivity is consistently <5%).	
	% of High risk population with one dose	Projected Completion Date	% of Total population with one dose	Projected Completion Date	Daily cases/100,000	Test positivity last 14 days
Brunei	48.0		14.3	-	0.132	
Cambodia	>80.0	Jun 2021	26.2	>12 mos	4.917	9.9
Indonesia	43.0		11.7	>12 mos	7.646	20.8
Lao PDR	42.9	Oct 2021-	13.1	> 12 mos-	0.090	0.5
Malaysia	54.9	-	19.1	Sep 2021-	18.32	7.0
Myanmar	13.1	-	3.7	-	1.943	10.3
Philippines	30.8	Nov 2021	8.5	Mar 2022	5.329	13.0
Singapore	>80.0	May 2021	58.5	Aug 2021	0.273	0.0
Thailand	25.0	-	10.1	-	6.312	4.9
Vietnam	13.8	-	3.7	-	0.392	0.4



Report generated by  
**ASEAN Biodiaspora Virtual Center (ABVC)**  
 in collaboration with **Bluedot Inc.**  
 Email: [support@biodiaspora.org](mailto:support@biodiaspora.org)

