

COVID-19 Situational Report in the ASEAN Region

ASEAN BioDiaspora Virtual Center (ABVC)

as of January 5, 2022



COVID-19: Highlights and Situation Overview

Global Update

- Worldwide, there have been over 295 million cases and over 5.4 million deaths attributed to COVID-19.
- As of January 3, 2022, there have been a total of 291,811,470 COVID-19 cases and 5,463,791 associated deaths since the beginning of the pandemic. According to the BlueDot COVID-19 Data Suite, as of January 3, the top five countries with the highest seven-day rolling average number of daily new cases are the United States, France, United Kingdom, Italy, and Spain. The top five countries with the highest seven-day rolling average number of daily new cases per million population are Aruba, Andorra, Guernsey, Jersey, and Gibraltar.
- As of January 3, 2022, Europe is the continent with the largest proportion of countries (75%, or 38 out of 51) with a high incidence rate (>350 per 100,000 over the past 14 days) and a stable or increasing trend in daily new cases over the last seven days. South America has the highest proportion of countries (64%, or nine out of 14) with a low (<=140) to moderate (140.1 - 350) incidence rate and an increasing trend in new cases over the last seven days. Both Africa (38%, or 21 out of 56) and Asia (38%, or 18 out of 48) have the highest proportion of countries reporting a low incidence rate (<= 140) with a stable or decreasing trend in new cases.
- As of January 3, the Omicron variant has spread to 132 countries/ territories. The top five countries reporting the highest number of Omicron-related cases include the United Kingdom (246,780), Denmark (57,125), the United States (33,120), Germany (30,325), and Norway (16,312). Due to about 50 mutations in the Omicron variant making it more transmissible, cases worldwide have quickly surged. Several countries report that it has already become a dominant strain within their borders, such as the United States, France, Portugal, and the United Kingdom. It is suspected that most cases of infection are mild, but due to the magnitude of infections, it is straining healthcare systems around the world. Cases counts are expected to continue to rise as lags in testing during holiday closures catch up and people return from holiday breaks. Globally, many countries have implemented new restrictions to curb new infections from this recent variant. Countries like Canada, Portugal, and Germany have reinstated capacity limits for indoor gatherings and ordered extended closures of schools and establishments such as bars, restaurants, and nightclubs. The Netherlands has mandated a strict lockdown until mid-January. While many countries continue to grapple with controlling the spread of COVID-19, South Africa announced on December 30, 2021, that it has passed its Omicron fourth wave. The variant peaked in South Africa within four weeks of detection and quickly declined within the following two weeks.

Regional Update

- Thailand's Ministry of Public Health said on January 4 (Tuesday) that a total of 2,062 Omicron cases of COVID-19 have been detected in the country. The Medical Sciences' Director-General from the Ministry of Public Health noted that Omicron cases in the country has increased quickly from around 700 before the Christmas and New Year holidays to over 2,000 cases currently. According to the official, out of the Omicron infections, 1,105 were among foreign arrivals and the remainders are local transmissions. Nevertheless, the Delta variant is still the prevailing variant in Thailand, accounting for 70% to 80% of the new infections. Six provinces including Bangkok, Kalasin, Roi Et, Phuket, Chonburi and Samut Prakan, have reported around 70% of these Omicron cases detected in the country.
- Philippines' Department of Health (DOH) reported 5,434 new COVID-19 infections on January 4 (Tuesday), bringing the total number of confirmed cases in the country to 2,861,119. The DOH also reported that 18 more people died from COVID-19 complications, bringing

the country's death toll to 51,604. The Philippines is grappling with a sharp increase in infections believed to be driven by the fast-spreading Omicron variant, with the positivity rate standing at 26.2%. DOH's Health Undersecretary said that cases were projected to peak at the end of this month. The assumption was based on calculations that Omicron is eight times more transmissible than Delta. Metro Manila, the country's capital, is under alert level three on a scale of five from January 3 to January 15 due to the threat posed by the Omicron variant. Authorities in the capital region have imposed mobility restrictions on unvaccinated people, urging them to stay home. Some government offices closed down to carry out disinfections due to infections. Starting Wednesday (January 5), the alert level in three adjacent provinces with a sharp increase in infections will also be raised.

- Indonesia's Ministry of Health (MOH) reported 299 new COVID-19 cases on January 4 (Tuesday), bringing the total number of confirmed cases in the country to 4,263,732. The ministry also reported that the death toll from COVID-19 in the country rose by three to 144,105, while 168 more people recovered the disease during the past 24 hours, bringing the total number of recoveries to 4,114,969. So far, at least 150 confirmed cases of the Omicron variant have been reported in the country. Indonesia's government said on Tuesday that it continues to impose its extended policy on four-tiered COVID-19 restrictions on public activities nationwide, which is set to end on January 17. Authorities have called on the public to keep implementing health protocols amid the spread of the Omicron variant in the country.

Vaccine Update

- Globally, a total of 8.81 billion doses of a COVID-19 vaccine have been administered, with 10 countries accounting for 65% of all vaccinations as of January 3. The top five countries/territories with the highest number of cumulative people fully vaccinated per 100,000 population are Gibraltar (118,920), the United Arab Emirates (90,680), Portugal (89,530), Brunei Darussalam (87,290), and Singapore (87,000). Conversely, the top five countries with the lowest number of cumulative people fully vaccinated per 100,000 population are Burundi (30), the Democratic Republic of Congo (110), Chad (480), Haiti (640), and Guinea-Bissau (1,150). The WHO continues to advocate for equitable distribution of vaccines around the world. Currently, the WHO target is to vaccinate 70% of the population by mid-2022, which will require at least 11 billion COVID-19 vaccine doses and collaborative efforts through institutions such as COVAX, the African Vaccine Acquisition Trust (AVAT) and other bilateral contracts.

Travel Advisories (new update/s)

- Laos: The country added Brunei among 14 countries placed on Laos' Travel Green Zone Plan permitted to enter the country under its re-opening scheme. The Consular Affairs Department of the Ministry of Foreign Affairs of Laos has approved Brunei, Indonesia, the Philippines, Norway, Switzerland, Finland, Israel, Ireland, Hungary, Austria, New Zealand, Poland, Denmark, and Belgium for permission to enter Laos under the new travel scheme. The 14 nations have been added to the initial list of 17 countries officially announced two weeks ago. The initial list includes China, Vietnam, Cambodia, Thailand, Malaysia, Singapore, South Korea, Japan, France, United Kingdom, Germany, the Netherlands, Spain, Italy, United States, Canada, and Australia. Travellers will be permitted to travel within two zones, namely Green Travel Zones and Green Travel Trails, which will be rolled out in three phases. During Phase One, from January 1 to March 30, travellers may visit Vientiane Capital, Luang Prabang Province, and Vang Vieng District in Vientiane Province. Meanwhile, five provinces will be authorized for Green Travel Trails, including Oudomxay, Xayaboury, Xieng Khouang, Khammouane, and Champasack. During Phase Two, the Green Travel Zones will consist of nine provinces: Vientiane Capital, Vientiane Province, Luang Prabang, Oudomxay, Xayaboury,

Xieng Khouang, Khammouane, Savannakhet, and Champasack while four provinces will be authorized for Green Travel Trails including Houay Xay District in Bokeo Province, Luang Namtha Province, Sekong Province, and Salavanh Province.

Cases and Deaths as of 05 January 2022

- As of 05 January 2022 (2PM, GMT+8), worldwide, there were **295,099,532** confirmed cases, including **5,478,100** deaths. Globally, Case Fatality Rate (CFR) was **1.9**.
- In **China**, there were **132,811** confirmed cases with **5,699** deaths, including deaths in Hong Kong (213) and Taiwan (850). Confirmed cases in China include confirmed cases in Hong Kong (12,761), Macau (79) and Taiwan (17,129). CFR was **4.3**.
- 14,993,895 confirmed cases** of COVID-19 have been reported in the ASEAN region with a total of **305,921 deaths**, with a CFR of **2.0**.

REGION	COUNTRY	FIRST CONFIRMED CASE(S)	LATEST REPORT ON CONFIRMED CASE(S)	TOTAL CONFIRMED CASES	NEW CASES (7-DAY ROLLING AVERAGE)	TOTAL DEATHS	NEW DEATHS (7-DAY ROLLING AVERAGE)	CASE FATALITY RATE	CUMULATIVE CASES/ 100,000	NUMBER OF TESTS LAST 14 DAYS/ 100,000	CUMULATIVE VACCINATED	CUMULATIVE FULLY VACCINATED	FULLY VACCINATED / 100
ASEAN REGION	Brunei	10 Mar 20	03-Jan-22	15,506	- (6)	98	-	0.6%	3,579		405,092	385,414	87.3
	Cambodia	27 Jan 20	04-Jan-22	120,526	10 (8)	3,015	1 (1)	2.5%	731	-	14,262,959	13,661,019	80.6
	Indonesia	02 Mar 20	04-Jan-22	4,263,732	299 (225)	144,105	3 (5)	3.4%	1,576	803	166,653,867	114,565,936	41.5
	Lao PDR	24 Mar 20	04-Jan-22	113,951	519 (887)	403	12 (9)	0.4%	1,589	936	3,744,740	3,099,003	42.0
	Malaysia	25 Jan 20	04-Jan-22	2,769,886	2,842 (3,293)	31,591	31 (28)	1.1%	8,670	3,201	26,005,331	25,623,153	78.2
	Myanmar	23 Mar 20	04-Jan-22	531,299	144 (186)	19,278	1 (3)	3.6%	983	2,339	18,829,259	13,029,777	23.8
	Philippines	30 Jan 20	04-Jan-22	2,861,119	5,300 (3,144)	51,604	18 (56)	1.8%	2,646	278	56,110,301	49,626,439	44.7
	Singapore	23 Jan 20	04-Jan-22	281,596	842 (455)	832	3 (1)	0.3%	4,937	-	4,799,168	4,744,632	87.0
	Thailand	13 Jan 20	04-Jan-22	2,235,576	3,091 (2,981)	21,750	12 (17)	1.0%	3,211	217	51,032,649	45,423,045	64.9
	Vietnam	23 Jan 20	04-Jan-22	1,800,704	- (13,999)	33,245	- (198)	1.9%	1,844	1,107	77,796,499	56,385,381	57.4
				14,993,895	13,047	305,921	81	2.0%					

- 279,994,554 confirmed cases** of COVID-19 have been reported in **223 countries/states** (other than China, Hong Kong, Taiwan, Macau, and ASEAN countries):

REGION	COUNTRY	FIRST CONFIRMED CASE(S)	LATEST REPORT ON CONFIRMED CASE(S)	TOTAL CONFIRMED CASES	NEW CASES	TOTAL DEATHS	NEW DEATHS	CASE FATALITY RATE	CUMULATIVE CASES/ 100,000	NUMBER OF TESTS LAST 14 DAYS/ 100,000	CUMULATIVE IMMUNIZED	CUMULATIVE FULLY VACCINATED	FULLY VACCINATED/ 100
ASIA PACIFIC	Japan	16 Jan 2020	04-Jan-22	1,736,502	1,646	18,302	1	1.1%	1,375	340	101,199,695	99,423,525	78.9
	South Korea	20 Jan 2020	04-Jan-22	645,226	3,019	5,781	51	0.9%	1,248	-	44,239,358	42,621,496	83.1
	Nepal	24 Jan 2020	04-Jan-22	829,632	355	11,601	3	1.4%	2,900	335	12,251,183	9,737,333	32.8
	Australia	25 Jan 2020	04-Jan-22	547,653	47,695	2,271	5	0.4%	2,135	11,817	20,463,839	19,782,523	76.7
	Sri Lanka	27 Jan 2020	04-Jan-22	588,929	629	15,055	18	2.6%	2,701	392	15,993,891	13,846,752	64.4
	India	30 Jan 2020	04-Jan-22	34,960,261	37,379	482,017	124	1.4%	2,559	1,021	852,570,971	611,955,199	43.9

	Afghanistan	24 Feb 2020	04-Jan-22	158,205	16	7,365	4	4.7%	416		4,142,857	3,753,224	9.4
	Pakistan	26 Feb 2020	04-Jan-22	1,297,865	630	28,945	2	2.2%	599	281	98,201,766	72,060,508	32.0
	New Zealand	28 Feb 2020	03-Jan-22	14,365	-	51	-	0.4%	292	3,531	3,975,528	3,856,703	75.3
	Bhutan	05 Mar 2020	04-Jan-22	2,666	2	3	-	0.1%	349	2,549	589,762	565,081	72.5
	Maldives	07 Mar 2020	04-Jan-22	96,522	228	263	1	0.3%	18,179	9,508	396,779	367,450	67.6
	Bangladesh	08 Mar 2020	04-Jan-22	1,587,915	775	28,087	6	1.8%	974	134	87,546,674	44,735,702	26.9
	Mongolia	10 Mar 2020	04-Jan-22	390,502	488	2,062	2	0.5%	12,108	1,879	2,266,151	2,164,925	65.0
	Turkey	10 Mar 2020	04-Jan-22	9,652,394	54,724	82,932	137	0.9%	11,570	5,209	56,960,334	51,677,320	60.8
	French Polynesia	12 Mar 2020	03-Jan-22	46,994	-	636	-	1.4%	16,826		169,995	159,100	56.3
	Guam	15 Mar 2020	03-Jan-22	19,689	-	273	-	1.4%	11,769		141,062	127,146	75.5
	New Caledonia	17 Mar 2020	04-Jan-22	12,897	43	281	-	2.2%	4,481		182,486	173,231	60.1
	Fiji	18 Mar 2020	03-Jan-22	55,009	-	702	-	1.3%	6,181	-	661,452	605,593	67.1
	Papua New Guinea	21 Mar 2020	03-Jan-22	36,193	-	590	-	1.6%	412	-	283,915	220,103	2.4
	Timor Leste	21 Mar 2020	02-Jan-22	19,842	-	122	-	0.6%	1,534	-	662,963	533,027	39.7
	Northern Mariana Islands	28 Mar 2020	03-Jan-22	3,334	-	18	-	0.5%	5,827		43,626	40,387	77.9
	North Korea	24 Jul 2020	25-Jul-20	1	-	-	-	0.0%	0				
	Solomon Islands	03 Oct 2020	29-Dec-21	24	-	-	-	0.0%	4		179,973	55,945	8.0
	Wallis et Futuna	17 Oct 2020	03-Dec-21	454	-	7	-	1.5%	2,833		6,016	5,923	53.4
	Marshall Islands	26 Oct 2020	17-Nov-20	4	-	-	-	0.0%	7		26,251	23,060	29.7
	Vanuatu	11 Nov 2020	14-Dec-21	7	-	1	-	14.3%	2		102,308	50,403	16.0
	Samoa	18 Nov 2020	17-Dec-21	3	-	-	-	0.0%	2		141,424	121,765	60.8
	Micronesia	11 Jan 2021	11-Jan-21	1	-	-	-	0.0%	1		48,868	43,159	42.2
	Palau	31 May 2021	04-Jan-22	15	2	-	-	0.0%	83		18,765	16,532	76.8
	Tonga	05 Nov 2021	05-Nov-21	1	-				1		73,609	56,627	53.0
AMERICAS	USA	21 Jan 2020	04-Jan-22	57,289,114	240,320	850,003	1,199	1.5%	17,453	3,629	243,527,564	204,220,949	61.5
	Canada	25 Jan 2020	04-Jan-22	2,333,740	31,058	30,440	64	1.3%	6,141	3,578	31,746,012	29,414,892	77.3

Brazil	26 Feb 2020	03-Jan-22	22,309,081	-	619,473	-	2.8%	10,535	285	166,320,650	143,723,393	67.2
Mexico	28 Feb 2020	03-Jan-22	3,993,464	-	299,581	-	7.5%	3,130	125	81,916,351	72,846,741	55.9
Saint Martin	01 Mar 2020	27-Dec-21	4,250	-	58	-	1.4%	11,184				
Ecuador	01 Mar 2020	03-Jan-22	553,201	-	33,686	-	6.1%	3,184	272	14,167,326	12,569,652	70.3
Dominican Republic	01 Mar 2020	04-Jan-22	428,509	3,700	4,252	1	1.0%	3,990	-	6,938,810	5,699,843	52.0
Chile	03 Mar 2020	04-Jan-22	1,812,348	1,051	39,174	1	2.2%	9,563	3,372	17,301,015	16,538,527	86.1
Argentina	03 Mar 2020	04-Jan-22	5,820,536	81,210	117,294	49	2.0%	12,952	2,080	38,214,609	32,680,984	71.7
Peru	05 Mar 2020	03-Jan-22	2,304,674	-	202,818	-	8.8%	7,089	180	24,454,999	21,471,209	64.4
Costa Rica	06 Mar 2020	28-Dec-21	570,556	-	7,353	-	1.3%	11,304	24	3,944,932	3,505,176	68.2
Colombia	06 Mar 2020	04-Jan-22	5,203,374	12,353	130,100	39	2.5%	10,337	1,405	38,353,097	28,323,837	55.3
French Guiana	06 Mar 2020	04-Jan-22	50,731	960	341	2	0.7%	25,949				
Martinique	06 Mar 2020	28-Dec-21	48,473	-	779	-	1.6%	11,197				
Paraguay	07 Mar 2020	03-Jan-22	469,523	-	16,642	-	3.5%	6,665	580	3,469,821	2,948,027	40.8
Panama	10 Mar 2020	03-Jan-22	500,148	-	7,440	-	1.5%	11,778	3,410	3,028,948	2,468,387	56.3
Bolivia	10 Mar 2020	03-Jan-22	622,312	-	19,763	-	3.2%	5,405	247	5,752,757	4,653,093	39.3
Honduras	11 Mar 2020	29-Dec-21	379,542	-	10,434	-	2.7%	3,894		4,915,362	4,296,605	42.7
Cuba	11 Mar 2020	04-Jan-22	968,171	673	8,324	-	0.9%	8,543	-	10,449,231	9,672,873	85.5
Guyana	11 Mar 2020	03-Jan-22	40,154	-	1,056	-	2.6%	5,130		411,081	295,325	37.4
Jamaica	12 Mar 2020	04-Jan-22	96,331	385	2,479	2	2.6%	3,267	523	712,468	566,889	19.1
St Vincent and the Grenadines	12 Mar 2020	02-Jan-22	5,991	-	83	-	1.4%	5,417	528	33,494	26,244	23.6
Saint Lucia	13 Mar 2020	03-Jan-22	13,881	-	301	-	2.2%	7,594		55,757	49,435	26.8
Trinidad and Tobago	13 Mar 2020	04-Jan-22	93,634	637	2,951	15	3.2%	6,712	-	712,707	668,982	47.7
Venezuela	13 Mar 2020	03-Jan-22	445,082	-	5,335	-	1.2%	1,561		18,393,519	11,608,305	40.4
Guatemala	13 Mar 2020	02-Jan-22	628,804	-	16,110	-	2.6%	3,787	261	6,537,045	4,689,645	25.7
Uruguay	13 Mar 2020	03-Jan-22	416,970	-	6,177	-	1.5%	12,045	3,919	2,768,836	2,675,808	76.8
Curacao	13 Mar 2020	03-Jan-22	22,962	-	189	-	0.8%	14,576		104,513	96,638	58.6
Puerto Rico	13 Mar 2020	03-Jan-22	303,099	-	3,314	-	1.1%	9,491		2,852,513	2,465,539	77.2
Suriname	13 Mar 2020	03-Jan-22	53,640	-	1,190	-	2.2%	9,226		261,722	228,537	38.6
Antigua and Barbuda	13 Mar 2020	30-Dec-21	4,283	-	119	-	2.8%	4,410	-	62,283	58,863	59.6
Guadeloupe	13 Mar 2020	22-Dec-21	56,035	-	750	-	1.3%	12,649				

Cayman Islands	13 Mar 2020	01-Jan-22	8,943	-	12	-	0.1%	13,769		58,591	56,891	85.6	
Aruba	14 Mar 2020	04-Jan-22	23,048	1,028	181	-	0.8%	21,679		84,751	79,008	73.7	
Bahamas	15 Mar 2020	03-Jan-22	25,534	-	717	-	2.8%	6,556	1,738	157,041	147,365	37.1	
US Virgin Islands	16 Mar 2020	03-Jan-22	10,290	-	89	-	0.9%	9,650		63,692	53,912	50.7	
Sint Maarten	17 Mar 2020	03-Jan-22	5,495	-	75	-	1.4%	13,490		27,141	25,163	58.0	
Montserrat	17 Mar 2020	03-Jan-22	66	-	1	-	1.5%	707		1,547	1,472	29.6	
Barbados	17 Mar 2020	03-Jan-22	29,160	-	262	-	0.9%	10,159		155,993	143,772	50.0	
El Salvador	18 Mar 2020	02-Jan-22	122,063	-	3,826	-	3.1%	1,891	-	4,483,699	4,156,783	63.8	
Nicaragua	18 Mar 2020	28-Dec-21	17,487	-	212	-	1.2%	267		4,879,356	2,905,785	43.4	
Bermuda	18 Mar 2020	30-Dec-21	6,420	-	110	-	1.7%	10,044		46,666	45,762	73.7	
Haiti	19 Mar 2020	03-Jan-22	26,056	-	766	-	2.9%	231		123,936	73,580	0.6	
Dominica	22 Mar 2020	31-Dec-21	6,862	-	47	-	0.7%	9,556		29,426	27,618	38.3	
Grenada	22 Mar 2020	03-Jan-22	6,531	-	200	-	3.1%	5,831		41,287	35,457	31.4	
Belize	23 Mar 2020	03-Jan-22	33,457	-	605	-	1.8%	8,571	-	230,125	199,119	49.2	
Turks and Caicos Islands	23 Mar 2020	02-Jan-22	3,562	-	26	-	0.7%	9,327		29,210	27,133	69.2	
Saint Kitts and Nevis	24 Mar 2020	03-Jan-22	3,333	-	28	-	0.8%	6,310	4,733	27,615	25,619	47.8	
British Virgin Islands	25 Mar 2020	03-Jan-22	3,760	-	40	-	1.1%	12,521		18,432	17,005	55.9	
Anguilla	26 Mar 2020	28-Dec-21	1,674	-	5	-	0.3%	12,630		10,079	9,223	61.0	
Caribbean Netherlands	01 Apr 2020	03-Jan-22	3,531	-	23	-	0.7%	19,604		19,109	16,736	63.3	
Falkland Islands	03 Apr 2020	17-Dec-21	83	-	-	-	0.0%	3,146		2,632	1,775	50.3	
Saint Pierre and Miquelon	05 Apr 2020	30-Dec-21	100	-	-	-	0.0%	1,426					
Saint Barthelemy	25 Jul 2020	27-Dec-21	1,895	-	6	-	0.3%	22,426					
EUROPE	France	24 Jan 2020	04-Jan-22	10,589,505	271,686	124,563	351	1.2%	15,791	14,687	52,889,504	49,563,084	73.4
	Germany	27 Jan 2020	04-Jan-22	7,294,598	43,890	113,471	397	1.6%	8,775	-	61,704,756	59,209,560	70.6
	Finland	29 Jan 2020	04-Jan-22	282,831	5,492	1,599	7	0.6%	5,123	3,934	4,352,536	4,138,246	74.6
	Italy	30 Jan 2020	04-Jan-22	6,566,947	170,837	138,045	259	2.1%	10,891	16,105	48,470,579	44,796,089	74.2
	Russian Federation	31 Jan 2020	04-Jan-22	10,570,212	15,903	312,187	834	3.0%	7,321	3,614	73,900,899	67,057,991	46.0
	Spain	31 Jan 2020	04-Jan-22	6,785,286	117,775	89,689	116	1.3%	14,413	4,737	39,807,263	38,016,879	81.3

Sweden	31 Jan 2020	03-Jan-22	1,357,753	-	15,286	-	1.1%	13,201		7,753,150	7,381,069	72.7
United Kingdom of Great Britain	31 Jan 2020	04-Jan-22	13,641,520	218,705	148,941	48	1.1%	20,411	19,649	51,800,798	47,451,922	69.6
Belgium	05 Feb 2020	04-Jan-22	2,133,284	8,329	28,385	15	1.3%	18,576	5,323	8,910,139	8,799,575	75.7
Switzerland	25 Feb 2020	04-Jan-22	1,385,365	14,948	12,359	25	0.9%	16,156	7,860	5,974,122	5,827,983	66.9
Austria	25 Feb 2020	04-Jan-22	1,294,325	5,496	13,784	25	1.1%	14,581	67,104	6,621,899	6,501,118	71.9
Croatia	25 Feb 2020	04-Jan-22	727,899	5,845	12,699	46	1.7%	17,895	3,262	2,259,559	2,142,805	52.5
Norway	26 Feb 2020	03-Jan-22	404,551	-	1,305	-	0.3%	7,565	3,012	4,283,684	3,919,811	71.7
Romania	26 Feb 2020	04-Jan-22	1,816,956	3,900	58,866	52	3.2%	9,387	2,353	7,930,488	7,819,624	40.9
Estonia	26 Feb 2020	04-Jan-22	244,733	1,497	1,940	1	0.8%	18,448	5,681	843,146	817,423	61.7
Georgia	26 Feb 2020	04-Jan-22	942,173	3,590	14,009	67	1.5%	25,325	-	1,367,568	1,152,662	29.0
North Macedonia	26 Feb 2020	04-Jan-22	227,168	1,196	7,996	15	3.5%	10,903	-	840,411	811,664	39.0
Greece	26 Feb 2020	04-Jan-22	1,344,923	50,182	21,053	63	1.6%	12,550	38,738	7,491,377	7,034,899	67.8
Denmark	27 Feb 2020	04-Jan-22	846,398	23,372	3,307	15	0.4%	14,547	29,770	4,808,275	4,584,379	78.9
San Marino	27 Feb 2020	03-Jan-22	8,487	-	102	-	1.2%	25,065		24,306	21,625	63.6
Lithuania	27 Feb 2020	04-Jan-22	526,443	2,315	7,462	23	1.4%	18,890	5,470	1,919,203	1,833,534	68.2
Netherlands	27 Feb 2020	04-Jan-22	3,198,835	18,506	20,990	19	0.7%	18,455	3,131	13,313,218	12,214,674	71.1
Azerbaijan	27 Feb 2020	04-Jan-22	618,365	413	8,398	15	1.4%	6,169	1,153	5,169,419	4,676,664	45.7
Belarus	28 Feb 2020	04-Jan-22	702,374	675	5,638	14	0.8%	7,419	2,561	4,356,041	3,228,165	34.2
Iceland	28 Feb 2020	04-Jan-22	32,540	1,470	38	1	0.1%	9,006	14,665	288,241	283,920	82.7
Ireland	28 Feb 2020	04-Jan-22	867,199	21,302	5,912	-	0.7%	17,550	7,173	3,893,774	3,838,333	77.0
Monaco	29 Feb 2020	04-Jan-22	5,397	108	39	-	0.7%	13,851		26,672	23,308	59.0
Czech Republic	01 Mar 2020	04-Jan-22	2,493,145	9,383	36,326	71	1.5%	23,367	5,846	6,825,451	6,659,635	62.1
Luxembourg	01 Mar 2020	04-Jan-22	106,235	877	918	1	0.9%	17,138	5,285	464,758	429,705	67.7
Armenia	01 Mar 2020	04-Jan-22	345,126	90	7,986	3	2.3%	11,669	2,519	934,028	692,082	23.3
Latvia	02 Mar 2020	04-Jan-22	279,320	1,628	4,600	6	1.6%	14,603	4,346	1,314,157	1,262,929	67.7
Portugal	02 Mar 2020	04-Jan-22	1,460,406	25,836	19,015	15	1.3%	14,221	24,932	9,206,775	9,106,227	89.6
Andorra	02 Mar 2020	04-Jan-22	24,802	300	141	1	0.6%	32,151	9,398	56,628	50,551	65.4
Liechtenstein	03 Mar 2020	04-Jan-22	6,283	47	71	-	1.1%	16,526	5,566	26,146	25,597	66.9
Ukraine	03 Mar 2020	04-Jan-22	3,678,088	1,746	96,436	135	2.6%	8,287	657	14,721,820	13,782,842	31.7
Slovenia	04 Mar 2020	04-Jan-22	470,960	3,395	5,623	9	1.2%	22,556	2,314	1,250,665	1,191,057	57.3

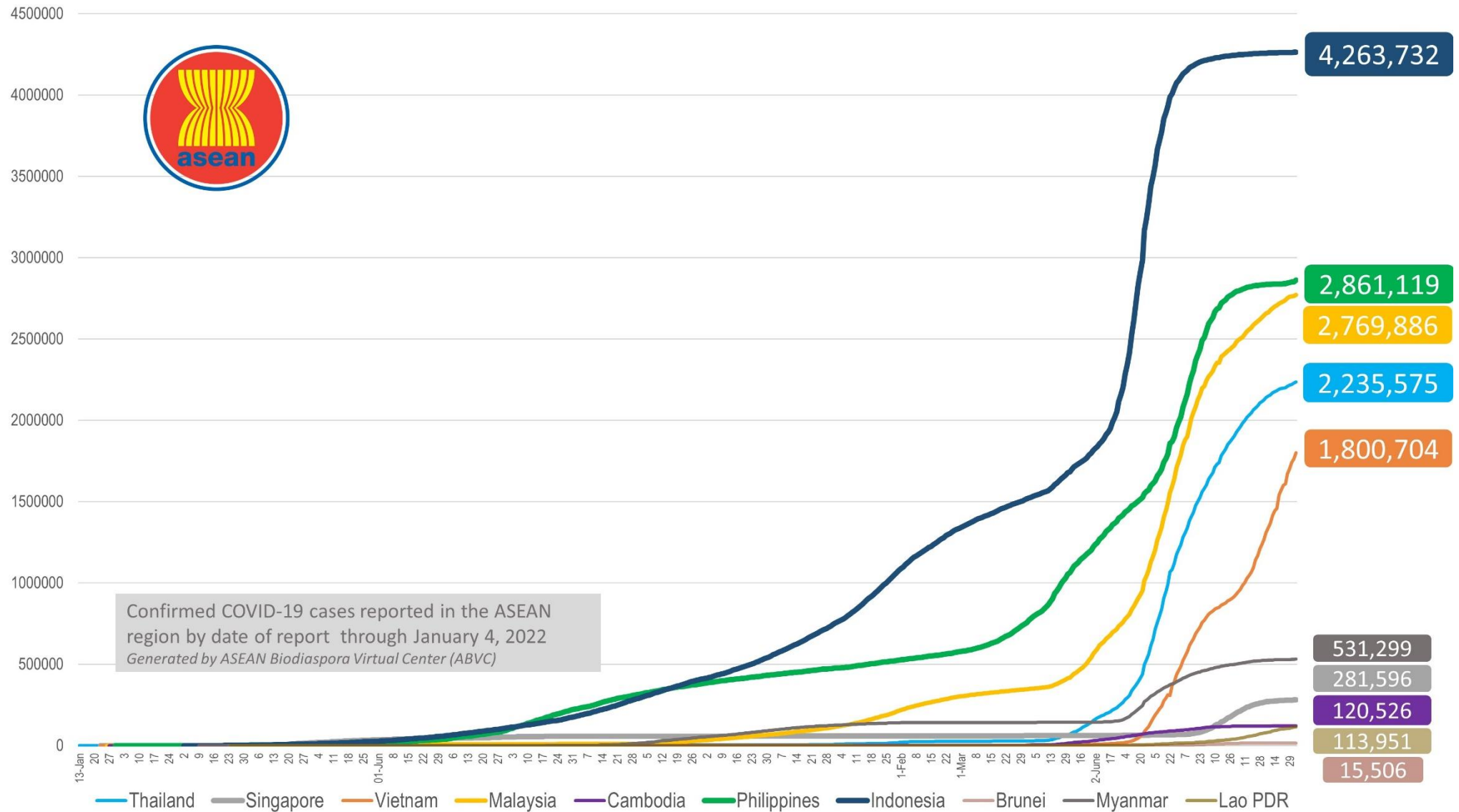
	Hungary	04 Mar 2020	04-Jan-22	1,264,709	2,429	39,517	83	3.1%	12,945	1,860	6,268,108	5,986,342	62.1
	Poland	04 Mar 2020	04-Jan-22	4,145,518	11,667	98,034	433	2.4%	10,918	2,505	21,677,758	21,049,453	55.7
	Faroe Islands	04 Mar 2020	03-Jan-22	6,367	-	15	-	0.2%	13,080	58,710	41,450	40,550	82.7
	Bosnia and Herzegovina	05 Mar 2020	31-Dec-21	291,313	-	13,442	-	4.6%	8,825	913	882,641	720,631	22.1
	Gibraltar	05 Mar 2020	04-Jan-22	9,059	132	100	-	1.1%	26,881		41,173	40,065	118.9
	Slovakia	06 Mar 2020	04-Jan-22	849,516	3,579	16,788	48	2.0%	15,576	4,370	2,720,661	2,432,642	44.6
	Serbia	06 Mar 2020	04-Jan-22	1,310,845	5,224	12,806	19	1.0%	18,875	2,422	3,312,052	3,213,456	46.8
	Vatican City	06 Mar 2020	17-Oct-20	27	-	-	-	0.0%	2,932				
	Malta	07 Mar 2020	04-Jan-22	56,209	1,147	479	-	0.9%	11,182	17,582	444,766	436,002	84.5
	Moldova	07 Mar 2020	04-Jan-22	377,496	652	10,319	13	2.7%	14,204	-	989,897	983,210	24.4
	Bulgaria	08 Mar 2020	03-Jan-22	751,458	-	31,080	-	4.1%	10,772	3,996	1,904,143	1,916,392	27.8
	Albania	09 Mar 2020	04-Jan-22	212,021	801	3,224	2	1.5%	7,428	-	1,141,486	1,031,132	35.9
	Cyprus	09 Mar 2020	04-Jan-22	183,178	5,457	646	5	0.4%	15,283	70,341	664,971	607,884	67.8
	Channel Islands	09 Mar 2020	04-Jan-22	8,975	890	25	1	0.3%	13,759		32,969	13,618	21.5
	Jersey	10 Mar 2020	04-Jan-22	21,049	1,627	89	-	0.4%	23,179		81,104	76,747	75.9
	Kazakhstan	13 Mar 2020	04-Jan-22	989,556	413	13,025	-	1.3%	5,345	-	8,998,094	8,527,236	44.9
	Kosovo	13 Mar 2020	04-Jan-22	161,598	38	2,991	-	1.9%	9,006				
	Uzbekistan	15 Mar 2020	04-Jan-22	199,271	89	1,485	-	0.7%	593		18,813,625	11,102,403	32.7
	Greenland	16 Mar 2020	04-Jan-22	3,134	204	1	-	0.0%	5,574		40,447	38,053	66.9
	Montenegro	17 Mar 2020	04-Jan-22	177,455	2,590	2,422	2	1.4%	28,523		284,051	273,143	43.5
Kyrgyzstan	18 Mar 2020	03-Jan-22	184,827	-	2,805	-	1.5%	2,862		1,235,383	1,003,939	15.2	
Isle of Man	19 Mar 2020	02-Jan-22	13,754	-	67	-	0.5%	16,261		68,790	65,454	76.6	
Tajikistan	30 Apr 2020	20-Nov-21	17,095	-	124	-	0.7%	183		3,520,397	2,766,948	28.4	
MIDDLE EAST	UAE	29 Jan 2020	04-Jan-22	772,189	2,581	2,170	1	0.3%	7,903	11,520	9,890,533	9,119,071	91.3
	Iran	19 Feb 2020	04-Jan-22	6,200,296	1,706	131,736	34	2.1%	7,478	1,568	59,498,870	51,194,091	60.2
	Israel	21 Feb 2020	04-Jan-22	1,411,805	6,882	8,247	-	0.6%	15,594	16,999	6,586,218	5,935,205	63.9
	Lebanon	21 Feb 2020	04-Jan-22	740,814	5,087	9,193	19	1.2%	10,806	-	2,268,589	1,837,572	27.2
	Kuwait	24 Feb 2020	04-Jan-22	420,796	1,482	2,468	-	0.6%	10,002	5,812	3,334,421	3,216,700	74.3
	Oman	24 Feb 2020	04-Jan-22	306,240	232	4,117	-	1.3%	6,156		3,121,257	2,890,827	55.3
	Bahrain	24 Feb 2020	04-Jan-22	285,448	1,224	1,395	-	0.5%	17,393	17,956	1,204,389	1,179,608	67.5
	Iraq	24 Feb 2020	04-Jan-22	2,094,667	318	24,182	8	1.2%	5,329	229	8,482,581	5,639,110	13.7
	Qatar	29 Feb 2020	04-Jan-22	255,231	1,695	618	-	0.2%	9,012	-	2,360,308	2,218,292	75.7
	Saudi Arabia	02 Mar 2020	04-Jan-22	562,437	2,585	8,883	2	1.6%	1,641	2,816	25,053,073	23,239,344	65.8

	Jordan	02 Mar 2020	04-Jan-22	1,069,549	2,296	12,765	23	1.2%	10,588	1,745	4,331,942	3,933,851	38.3	
	Palestine	05 Mar 2020	04-Jan-22	471,414	324	4,954	7	1.1%	10,062		2,053,044	1,478,705	28.3	
	Syria	22 Mar 2020	03-Jan-22	50,364	-	2,908	-	5.8%	295		1,194,896	781,603	4.3	
	Yemen	10 Apr 2020	04-Jan-22	10,143	5	1,984	-	19.6%	35		556,652	366,587	1.2	
AFRICA	Egypt	14 Feb 2020	03-Jan-22	387,882	-	21,817	-	5.6%	386		33,098,284	20,627,388	19.8	
	Algeria	25 Feb 2020	04-Jan-22	219,953	421	6,303	5	2.9%	511		7,060,737	5,609,040	12.6	
	Nigeria	28 Feb 2020	03-Jan-22	244,120	-	3,045	-	1.2%	121	36	10,310,476	4,482,899	2.1	
	Tunisia	02 Mar 2020	03-Jan-22	728,802	-	25,588	-	3.5%	6,232	732	6,910,245	5,942,688	49.8	
	Morocco	02 Mar 2020	04-Jan-22	971,961	4,299	14,867	5	1.5%	2,665	486	24,630,172	22,994,609	61.6	
	Senegal	02 Mar 2020	04-Jan-22	76,233	274	1,891	1	2.5%	468	91	1,354,684	941,230	5.5	
	South Africa	05 Mar 2020	04-Jan-22	3,483,590	8,078	91,451	139	2.6%	5,949	874	18,944,167	15,872,469	26.4	
	Cameroon	06 Mar 2020	28-Dec-21	109,367	-	1,851	-	1.7%	423		834,112	659,641	2.4	
	Togo	06 Mar 2020	04-Jan-22	31,691	301	251	1	0.8%	392	218	1,391,738	1,020,872	12.0	
	Burkina Faso	09 Mar 2020	28-Dec-21	17,632	-	318	-	1.8%	87		972,376	649,320	3.0	
		Democratic Republic of Congo	10 Mar 2020	29-Dec-21	74,793	-	1,205	-	1.6%	86		257,013	117,844	0.1
		Ivory Coast	11 Mar 2020	02-Jan-22	72,352	-	720	-	1.0%	281	169	4,950,775	2,162,458	8.0
		Reunion	11 Mar 2020	28-Dec-21	76,602	-	409	-	0.5%	9,859				
		Ghana	13 Mar 2020	31-Dec-21	147,203	-	1,309	-	0.9%	484	813	5,774,413	2,334,010	7.4
		Guinea	13 Mar 2020	03-Jan-22	32,867	-	391	-	1.2%	257		2,026,767	929,790	6.9
		Gabon	13 Mar 2020	03-Jan-22	42,640	-	290	-	0.7%	1,963	-	392,898	173,123	7.6
		Sudan	13 Mar 2020	29-Dec-21	46,518	-	3,331	-	7.2%	109		4,016,849	1,234,386	2.8
		Kenya	13 Mar 2020	04-Jan-22	302,134	2,402	5,401	7	1.8%	575	-	6,898,447	4,270,594	7.8
		Ethiopia	13 Mar 2020	04-Jan-22	432,807	4,011	6,981	12	1.6%	386	156	9,357,253	1,579,237	1.3
		Central African Republic	14 Mar 2020	27-Dec-21	12,163	-	101	-	0.8%	256		449,360	346,270	7.0
		Seychelles	14 Mar 2020	31-Dec-21	24,788	-	134	-	0.5%	25,391		82,348	78,263	79.1
		Rwanda	14 Mar 2020	04-Jan-22	116,057	1,477	1,357	-	1.2%	919	1,795	7,611,656	5,402,766	40.7
		Namibia	14 Mar 2020	04-Jan-22	150,145	404	3,656	-	2.4%	6,019	1,034	403,489	341,669	13.2
		Swaziland	14 Mar 2020	04-Jan-22	66,674	233	1,318	3	2.0%	5,807		334,727	302,304	25.8
		Mauritania	14 Mar 2020	04-Jan-22	43,497	825	874	2	2.0%	961	-	1,384,764	922,651	19.3
		Mayotte	14 Mar 2020	04-Jan-22	24,671	1,939	186	1	0.8%	15,512				
		Equatorial Guinea	15 Mar 2020	29-Dec-21	13,710	-	175	-	1.3%	1,011	201	249,276	203,390	14.0
	Republic of Congo	15 Mar 2020	03-Jan-22	21,277	-	369	-	1.7%	395		734,721	560,880	9.9	
	Benin	16 Mar 2020	22-Dec-21	24,935	-	161	-	0.6%	211	-	1,699,784	1,319,264	10.6	
	Liberia	16 Mar 2020	29-Dec-21	6,278	-	287	-	4.6%	127		1,017,128	984,421	19.0	
	Tanzania	16 Mar 2020	29-Dec-21	29,306	-	737	-	2.5%	51		2,079,930	1,359,225	2.2	
	Somalia	16 Mar 2020	23-Dec-21	23,532	-	1,333	-	5.7%	152		1,203,131	810,010	5.0	
	Gambia	17 Mar 2020	31-Dec-21	10,170	-	343	-	3.4%	433	77	249,364	235,633	9.5	

Zambia	17 Mar 2020	04-Jan-22	265,479	4,258	3,762	9	1.4%	1,486	803	806,611	1,217,415	6.4	
Mauritius	18 Mar 2020	02-Jan-22	23,602	-	762	-	3.2%	1,865		947,599	910,556	71.5	
Djibouti	18 Mar 2020	04-Jan-22	13,769	46	189	-	1.4%	1,414		108,945	91,364	9.1	
Niger	19 Mar 2020	04-Jan-22	7,590	82	277	-	3.6%	33		507,223	963,375	3.8	
Chad	19 Mar 2020	01-Jan-22	6,183	-	184	-	3.0%	39		285,922	80,663	0.5	
Zimbabwe	20 Mar 2020	03-Jan-22	216,087	-	5,047	-	2.3%	1,475	384	4,136,571	3,147,652	20.9	
Cape Verde	20 Mar 2020	04-Jan-22	44,592	1,025	354	2	0.8%	8,109		302,802	255,954	45.6	
Madagascar	20 Mar 2020	29-Dec-21	50,279	-	1,027	-	2.0%	186	89	589,003	541,160	1.9	
Uganda	21 Mar 2020	02-Jan-22	146,776	-	3,312	-	2.3%	332	184	8,354,808	1,408,222	3.0	
Eritrea	21 Mar 2020	04-Jan-22	8,128	65	77	1	0.9%	229					
Angola	21 Mar 2020	03-Jan-22	83,764	-	1,775	-	2.1%	263		7,685,417	3,929,727	11.6	
Mozambique	22 Mar 2020	04-Jan-22	196,346	2,975	2,042	11	1.0%	647	107	8,633,965	6,084,817	18.9	
Libya	24 Mar 2020	03-Jan-22	390,935	-	5,740	-	1.5%	5,768		1,854,197	825,677	11.9	
Guinea-Bissau	25 Mar 2020	01-Jan-22	6,499	-	149	-	2.3%	338		390,794	23,144	1.2	
Mali	25 Mar 2020	04-Jan-22	22,383	577	670	2	3.0%	114		894,840	411,274	2.0	
Botswana	30 Mar 2020	03-Jan-22	222,053	-	2,452	-	1.1%	9,639	-	1,166,023	1,031,923	43.1	
Sierra Leone	31 Mar 2020	03-Jan-22	7,220	-	123	-	1.7%	92		747,044	385,232	4.7	
Burundi	31 Mar 2020	01-Jan-22	32,076	-	14	-	0.0%	278		5,474	3,533	0.0	
Malawi	02 Apr 2020	04-Jan-22	76,801	506	2,386	8	3.1%	412	-	1,494,459	712,848	3.6	
South Sudan	05 Apr 2020	30-Dec-21	15,242	-	135	-	0.9%	138	-	227,262	181,577	1.6	
Sao Tome and Principe	06 Apr 2020	04-Jan-22	4,010	65	58	-	1.4%	1,865		86,396	51,216	22.9	
Comoros	30 Apr 2020	03-Jan-22	7,068	-	158	-	2.2%	831		335,408	246,139	27.7	
Lesotho	13May 2020	02-Jan-22	29,999	-	673	-	2.2%	1,412		648,817	641,007	29.7	
			279,994,554	1,669,359	5,166,704	5,284	1.8%						

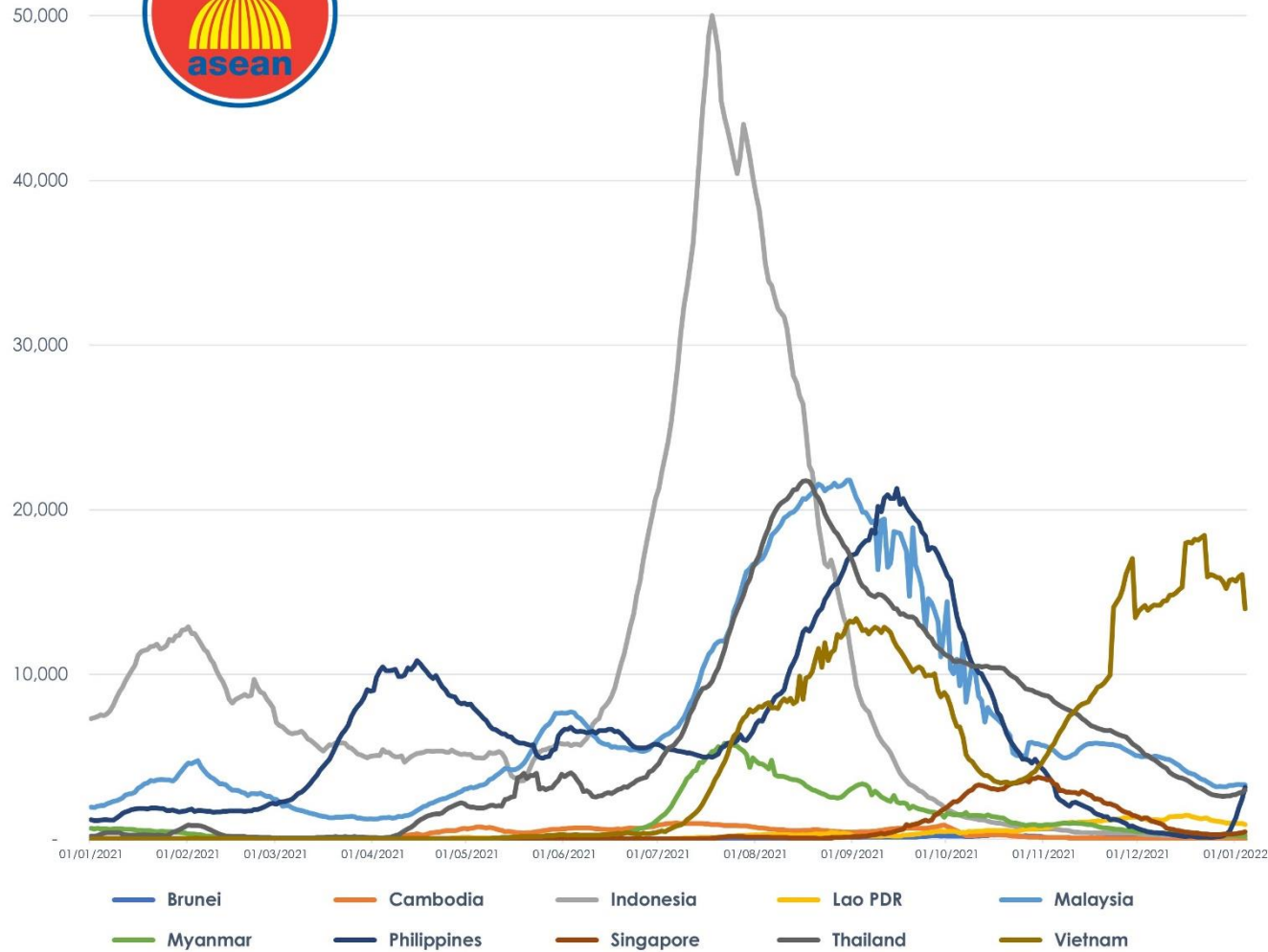
COVID-19 Epi curve among ASEAN Countries

as of 4 January 2022



7-Day Rolling Average of COVID-19 new cases

as of 4 January 2022

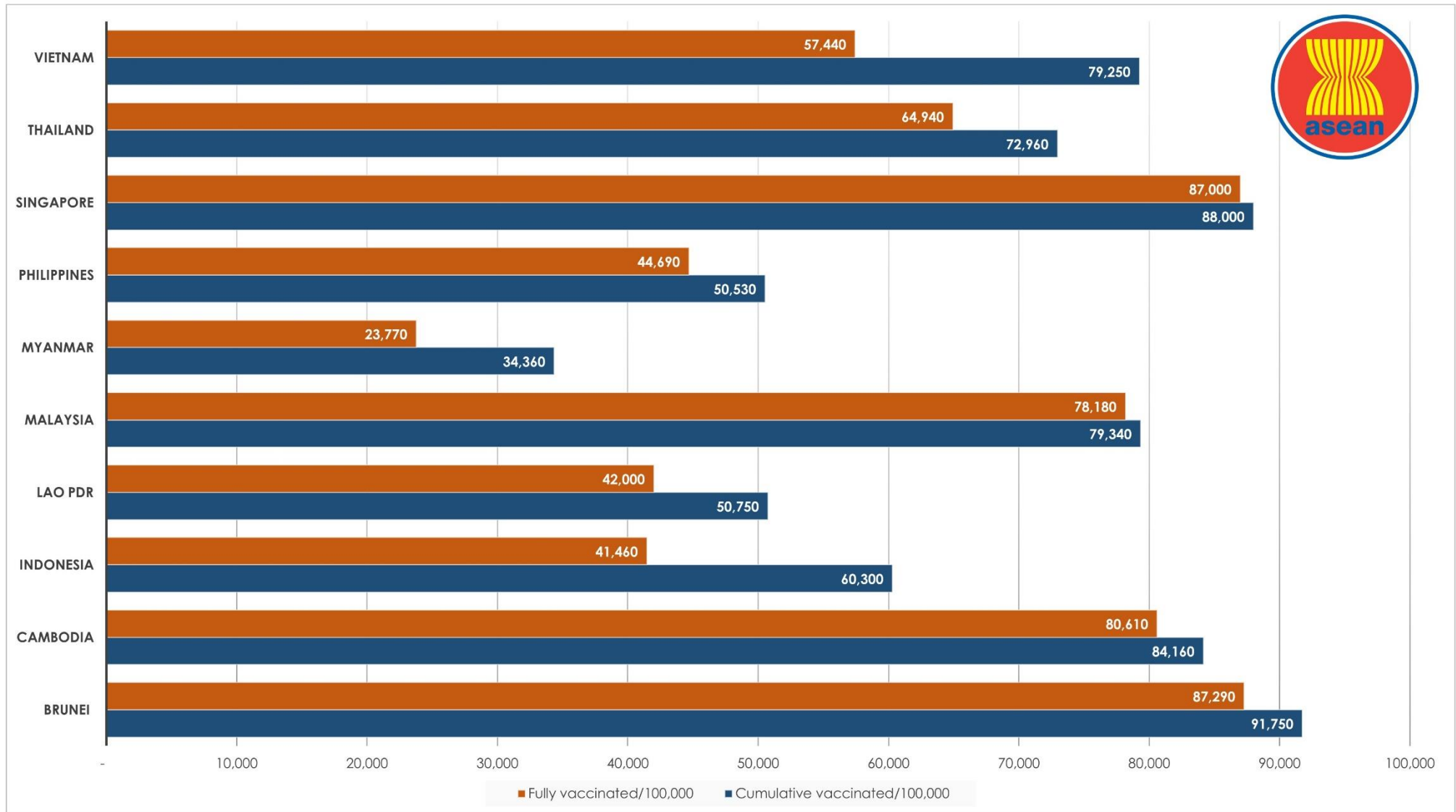


ASEAN Country	New Cases Rate of Change 7-Day Window*	P-value
Brunei	0.25	0.26
Cambodia	0.25	0.18
Indonesia	7.31	0.004
Lao PDR	-12.23	0.02
Malaysia	15.54	0.03
Myanmar	-4.54	0.02
Philippines	483.11	0
Singapore	26.94	0.001
Thailand	62.49	0
Vietnam	-101.34	0.49

**Beta coefficient of linear line of best fit; equal to the rate of change in the 7-day rolling average of new cases over the past 7 days (as of January 4, 2022)


COVID-19 Vaccination Status

as of 4 January 2022



Outlook Assessment

as of 2 January 2022

 ASEAN MEMBER STATE	REQUIREMENT							
	At least 80% of the high-risk population has been vaccinated with at least one dose of a COVID-19 vaccine.		At least 65% of the total population has a level of immunity to COVID-19; either recovered from COVID-19 or have been vaccinated with at least one dose of a COVID-19 vaccine.		Case levels are generally low (a 7-day rolling average number of daily new cases that is <10 cases per 100,000, with each day's past-14-day test positivity is consistently <5%).		Government Policy on containment and health (strictness and comprehensiveness in COVID-19 related government policies)	
	% of High risk population fully vaccinated	Population vaccinated/day (7-day average)	% of Total population fully vaccinated	Population vaccinated/day (7-day average)	Daily cases/100,000	Test positivity last 14 days	Containment and health index score - Oxford COVID-19 Government Response Tracker (OxCGRT)	Change over the past 30 days
Brunei	≥90.0	0.83%/day	87.1	unknown	1,58	Unknown	67.9/100	-14.3
Cambodia	≥90.0	0%/day	86.7	0.02%/day	0.05	Unknown	64.6/100	0.0
Indonesia	≥90.0	0%/day	43.7	0.25%/day	0.08	0.1	58.4/100	0.0
Lao PDR	≥90.0	0%/day	45.9	Unknown	13.26	31.7	68.2/100	-1.8
Malaysia	≥90.0	0%/day	78.6	0.01%/day	9.10	2.9	55.7/100	-1.8
Myanmar	69.3	unknown-	24.6	Unknown	0.36	Unknown	71.2/100	0.0
Philippines	≥90.0	0%/day	48.0	0.85%/day	2.25	4	80.1/100	0.0
Singapore	≥90.0	0%/day	84.1	unknown	5.63	unknown	64.3/100	0.0
Thailand	≥90.0	0%/day	66.0	unknown	4.12	8	55.4/100	0.0
Vietnam	65.0	unknown	60.8	unknown	16.65	12.8	74.4/100	0.0



Report generated by
ASEAN Biodiaspora Virtual Center (ABVC)
 in collaboration with **Bluedot Inc.**
 Email: support@biodiaspora.org

