

COVID-19 Situational Report in the ASEAN Region

ASEAN BioDiaspora Virtual Center (ABVC)

as of February 4, 2022



COVID-19: Highlights and Situation Overview

Global Update

- Worldwide, there have been over 387 million cases and 5.7 million deaths attributed to COVID-19.

Regional Update

- Singapore government has approved Pfizer's Paxlovid pill for COVID-19 treatment in adult patients. Paxlovid has become the first oral tablet approved in Singapore for the treatment of COVID-19 in adult patients who are at high risk of progression to severe disease. According to the Health Sciences Authority (HSA) on February 3 (Thursday), the interim authorization for the oral medicine was granted under the Pandemic Special Access Route (PSAR) on January 31. According to HSA's review of the available clinical data based on rolling submissions of the results from an ongoing Phase II/III study, Paxlovid has been found to reduce the risk of COVID-19 related hospitalization or death by 88.9% when treatment was given within three days of the onset of symptoms. When given within five days of the onset of symptoms, the pill reduces that risk by 87.8%. The efficacy analysis included patients infected with the Delta variant. HSA said in vitro data has also shown that Paxlovid is "active" against the prevailing variants of concern, including the Delta and Omicron variants.
- Philippines' Department of Health (DOH) said on February 4 (Friday) that the new COVID-19 cases in the country in the last seven days further declined by 45% compared to last week. According to the DOH, the country recorded an average of 13,269 new COVID-19 cases from January 28 to February 3, lower than the 24,151 average new cases from January 21 to 27 adding that new COVID-19 cases in the country continues on a downward trend. According to DOH authority, Metro Manila, Central Luzon, Calabarzon, Mimaropa, and the Bangsamoro Autonomous Region in Muslim Mindanao are currently under moderate risk for COVID-19. Bicol Region, meanwhile, is classified as low risk while Regions 11 and 12 remain at critical risk while the entire Visayas and Mindanao remain under high risk. On February 4 (Thursday), the country's Department of Education (DepEd) has given the go signal for the implementation of a "progressive expansion" of in-person classes in more schools under alert level 2 areas. DepEd regional directors submitted a total of 6,686 schools nationwide that passed the school's safety assessment tool (SSAT), which the agency uses to determine the readiness of every education institution for in-person classes. Of this number, 6,586 are public schools and 100 are private schools. Under the DepEd's interim guidelines for the expansion phase, schools are allowed to include other grade levels in the in-person classes, depending on their capacity.

Vaccine Update

- Based on Malaysia's CovidNow portal, a total of 22,927,434 individuals or 97.9% of the adult population in the country have completed the vaccination, while 99.1% or 23,204,846 individuals have received at least one dose of the vaccine as of February 3 (Thursday). The number of adults in Malaysia who have received the COVID-19 booster dose have also increased to 12,157,974 individuals or 51.9% of the adult population in the country. For adolescents aged between 12 and 17, a total of 2,789,988 individuals or 88.6% of the group have completed the vaccination, while 2,868,262 individuals or 91.1% have received at least one dose of the vaccine. A total of 100,810 doses of the vaccine were dispensed yesterday, involving 2,497 as first dose, 2,603 as second dose and 95,710 as booster dose, bringing the cumulative number of vaccine doses administered under the National COVID-19 Immunization Programme (PICK) to 63,743,710.

Travel Advisories (new update/s)

- Philippines: Foreign nationals arriving from visa-required countries or restricted foreign nationals will be allowed to enter the Philippines starting February 10 through an entry exemption document. The entry exemption document will be issued under the latest rules and guidelines of the Inter-Agency Task Force for the Management of Emerging Infectious Diseases (IATF). Foreign nationals must be fully-vaccinated and must carry an accepted proof of vaccination, except for children below 12 years old who are traveling with their fully-vaccinated parents. Travellers should also present a negative RT-PCR test taken within 48 hours prior to departure and will no longer be required to undergo facility-based quarantine but should self-monitor for symptoms for 7 days after their arrival. Meanwhile, foreign nationals who are not from restricted countries may be allowed to enter the country as long as they are fully vaccinated. They are not required to undergo facility-based quarantine but should self-monitor for symptoms for 7 days since their arrival. Partially vaccinated or unvaccinated foreigners would be denied entry and will be subject to the appropriate exclusion proceedings.

Cases and Deaths as of 04 February 2022

- As of 04 February 2022 (2PM, GMT+8), worldwide, there were **387,835,073** confirmed cases, including **5,733,848** deaths. Globally, Case Fatality Rate (CFR) was **1.5**.
- In **China**, there were **139,720** confirmed cases with **5,700** deaths, including deaths in Hong Kong (213) and Taiwan (851). Confirmed cases in China include confirmed cases in Hong Kong (14,442), Macau (79) and Taiwan (18,958). CFR was **4.1**.
- 16,828,675 confirmed cases** of COVID-19 have been reported in the ASEAN region with a total of **314,706 deaths**, with a CFR of **1.9**.

REGION	COUNTRY	FIRST CONFIRMED CASE(S)	LATEST REPORT ON CONFIRMED CASE(S)	TOTAL CONFIRMED CASES	NEW CASES (7-Day Rolling Average)	TOTAL DEATHS	NEW DEATHS (7-Day Rolling Average)	CASE FATALITY RATE	TOTAL POPULATION	CUMULATIVE CASES/100,000	CUMULATIVE VACCINATED	CUMULATIVE FULLY VACCINATED	FULLY VACCINATED / 100
ASEAN REGION	Brunei	10 Mar 20	02-Feb-22	16,691	- (78)	98	-	0.6%	433,285	3,852	407,042	403,385	91.4
	Cambodia	27 Jan 20	03-Feb-22	121,484	46 (48)	3,015	-	2.5%	16,486,542	737	14,356,864	13,765,926	81.2
	Indonesia	02 Mar 20	03-Feb-22	4,414,483	27,197 (15,030)	144,411	38 (21)	3.3%	270,625,568	1,631	184,680,997	125,425,611	45.4
	Lao PDR	24 Mar 20	03-Feb-22	135,301	400 (453)	558	5 (3)	0.4%	7,169,455	1,887	4,653,477	3,835,288	52.0
	Malaysia	25 Jan 20	02-Feb-22	2,882,060	5,720 (4,522)	31,992	1 (7)	1.1%	31,949,777	9,021	26,070,519	25,714,709	78.5
	Myanmar	23 Mar 20	03-Feb-22	536,904	368 (319)	19,310	-	3.6%	54,045,420	993	22,106,391	18,847,061	34.4
	Philippines	30 Jan 20	03-Feb-22	3,585,461	8,163 (13,145)	54,168	71 (62)	1.5%	108,116,615	3,316	56,110,301	59,342,837	53.4
	Singapore	23 Jan 20	03-Feb-22	366,473	4,297 (4,158)	860	1 (1)	0.2%	5,703,569	6,350	4,929,611	4,786,538	87.8
	Thailand	13 Jan 20	03-Feb-22	2,465,723	9,172 (8,386)	22,231	21 (19)	0.9%	69,625,582	3,541	52,182,896	48,295,663	69.0
Vietnam	23 Jan 20	03-Feb-22	2,304,095	8,601 (14,412)	38,063	286 (110)	1.7%	96,462,106	2,389	79,078,859	71,946,807	73.3	
				16,828,675	63,964	314,706	421	1.9%					

- 370,870,975 confirmed cases** of COVID-19 have been reported in **224 countries/states** (other than China, Hong Kong, Taiwan, Macau, and ASEAN countries):

REGION	COUNTRY	FIRST CONFIRMED CASE(S)	LATEST REPORT ON CONFIRMED CASE(S)	TOTAL CONFIRMED CASES	NEW CASES	TOTAL DEATHS	NEW DEATHS	CASE FATALITY RATE	CUMULATIVE CASES/ 100,00	NUMBER OF TESTS LAST 14 DAYS/ 100,000	CUMULATIVE IMMUNIZED	CUMULATIVE FULLY VACCINATED	FULLY VACCINATED / 100
ASIA PACIFIC	Japan	16 Jan 2020	03-Feb-22	3,017,484	96,845	18,924	77	0.6%	2,390	1,602	101,361,954	99,837,916	79.2
	South Korea	20 Jan 2020	03-Feb-22	907,214	22,904	6,812	25	0.8%	1,754	5,703	44,641,667	43,997,129	85.8
	Nepal	24 Jan 2020	03-Feb-22	962,517	2,742	11,778	14	1.2%	3,364	541	16,830,395	14,407,775	48.6
	Australia	25 Jan 2020	03-Feb-22	2,015,785	27,646	3,989	85	0.2%	7,859	6,753	21,738,444	20,243,421	78.5
	Sri Lanka	27 Jan 2020	03-Feb-22	614,659	1,181	15,515	23	2.5%	2,819	426	16,710,257	13,943,179	64.9
	India	30 Jan 2020	03-Feb-22	41,803,318	172,433	498,983	1,008	1.2%	3,059	1,562	946,259,127	717,972,069	51.5
	Afghanistan	24 Feb 2020	03-Feb-22	164,727	537	7,420	2	4.5%	433		4,577,740	3,912,336	9.8
	Pakistan	26 Feb 2020	03-Feb-22	1,442,263	5,850	29,372	42	2.0%	666	359	106,328,291	83,275,083	37.0
	New Zealand	28 Feb 2020	03-Feb-22	17,005	188	53	-	0.3%	346	5,553	4,190,699	3,929,898	76.7
	Bhutan	05 Mar 2020	03-Feb-22	5,532	139	4	-	0.1%	725	12,735	593,980	570,751	73.2
	Maldives	07 Mar 2020	03-Feb-22	145,036	1,834	280	1	0.2%	27,316	15,316	397,615	369,820	68.0
	Bangladesh	08 Mar 2020	03-Feb-22	1,835,776	11,596	28,494	33	1.6%	1,126	289	95,440,321	59,711,538	35.9
	Mongolia	10 Mar 2020	03-Feb-22	446,770	694	2,116	1	0.5%	13,853	9,498	2,269,816	2,170,691	65.2
	Turkey	10 Mar 2020	03-Feb-22	11,940,695	107,530	88,064	233	0.7%	14,312	6,639	57,451,069	52,443,629	61.7
	French Polynesia	12 Mar 2020	02-Feb-22	49,747	-	636	-	1.3%	17,812		176,934	166,049	58.8
	Guam	15 Mar 2020	02-Feb-22	33,788	-	296	-	0.9%	20,197		145,770	131,319	77.9
	New Caledonia	17 Mar 2020	03-Feb-22	24,491	1,260	284	-	1.2%	8,510		186,200	177,090	61.4
	Fiji	18 Mar 2020	03-Feb-22	63,147	292	809	8	1.3%	7,096	435	664,978	614,188	68.0
	Papua New Guinea	21 Mar 2020	02-Feb-22	37,390	-	597	-	1.6%	426	-	292,091	230,848	2.5
	Timor Leste	21 Mar 2020	02-Feb-22	20,136	-	122	-	0.6%	1,557	-	672,455	564,583	42.0
Northern Mariana Islands	28 Mar 2020	02-Feb-22	5,314	-	23	-	0.4%	9,288		44,629	42,134	81.3	
North Korea	24 Jul 2020	25-Jul-20	1	-	-	-	0.0%	0					
Solomon Islands	03 Oct 2020	02-Feb-22	2,167	-	15	-	0.7%	324		195,262	75,801	10.8	
Wallis et Futuna	17 Oct 2020	03-Dec-21	454	-	7	-	1.5%	2,833		6,151	6,136	55.3	

	Marshall Islands	26 Oct 2020	06-Jan-22	7	-	-	-	0.0%	12		26,555	23,203	29.9
	Vanuatu	11 Nov 2020	14-Dec-21	7	-	1	-	14.3%	2		109,176	69,288	22.0
	Samoa	18 Nov 2020	02-Feb-22	33	-	-	-	0.0%	17		142,433	124,583	62.3
	Micronesia	11 Jan 2021	11-Jan-21	1	-	-	-	0.0%	1		54,865	44,226	43.2
	Palau	31 May 2021	03-Feb-22	2,115	175	-	-	0.0%	11,745		19,808	17,249	80.1
	Tonga	05 Nov 2021	03-Feb-22	5	4				5		74,004	64,680	60.6
	Kiribati	25 Jan 2022	03-Feb-22	913	146	-	-	0.0%	776				
AMERICAS	USA	21 Jan 2020	03-Feb-22	77,027,551	145,261	919,146	1,546	1.2%	23,467	3,401	250,378,993	211,358,575	63.7
	Canada	25 Jan 2020	03-Feb-22	3,091,964	10,217	34,349	137	1.1%	8,136	2,590	32,363,291	30,227,647	79.4
	Brazil	26 Feb 2020	02-Feb-22	25,820,745	-	629,301	-	2.4%	12,194	512	170,911,850	150,259,405	70.2
	Mexico	28 Feb 2020	02-Feb-22	5,027,870	-	307,493	-	6.1%	3,941	264	83,683,108	77,298,207	59.3
	Saint Martin	01 Mar 2020	27-Jan-22	9,439	-	61	-	0.6%	24,838				
	Ecuador	01 Mar 2020	01-Feb-22	739,297	-	34,572	-	4.7%	4,255	427	14,653,284	13,306,352	74.4
	Dominican Republic	01 Mar 2020	03-Feb-22	558,936	1,017	4,315	2	0.8%	5,205	7,081	7,005,519	5,806,741	53.0
	Chile	03 Mar 2020	03-Feb-22	2,258,005	36,729	39,824	82	1.8%	11,914	7,308	17,613,651	16,945,535	88.2
	Argentina	03 Mar 2020	03-Feb-22	8,515,285	42,437	122,152	318	1.4%	18,949	1,929	39,750,458	34,928,254	76.6
	Peru	05 Mar 2020	02-Feb-22	3,286,151	-	206,220	-	6.3%	10,108	0	25,016,848	22,782,128	68.3
	Costa Rica	06 Mar 2020	02-Feb-22	708,560	-	7,605	-	1.1%	14,038	849	4,059,598	3,676,687	71.5
	Colombia	06 Mar 2020	03-Feb-22	5,930,393	13,568	135,043	262	2.3%	11,781	1,524	40,348,092	31,668,670	61.8
	French Guiana	06 Mar 2020	03-Feb-22	76,399	135	381	2	0.5%	39,078				
	Martinique	06 Mar 2020	01-Feb-22	92,796	-	841	-	0.9%	21,436				
	Paraguay	07 Mar 2020	02-Feb-22	594,430	-	17,426	-	2.9%	8,438	1,732	3,540,518	3,088,920	42.8
	Panama	10 Mar 2020	02-Feb-22	711,691	-	7,773	-	1.1%	16,760	5,737	3,125,125	2,504,581	57.2
	Bolivia	10 Mar 2020	02-Feb-22	863,675	-	21,045	-	2.4%	7,502	1,646	6,736,240	5,269,121	44.5
	Honduras	11 Mar 2020	26-Jan-22	391,874	-	10,504	-	2.7%	4,021		5,035,861	4,381,943	43.6
	Cuba	11 Mar 2020	03-Feb-22	1,049,406	1,546	8,420	5	0.8%	9,259	-	10,571,945	9,831,581	86.9
	Guyana	11 Mar 2020	02-Feb-22	60,385	-	1,176	-	1.9%	7,714	7,081	423,439	312,874	39.6
	Jamaica	12 Mar 2020	02-Feb-22	124,967	-	2,675	-	2.1%	4,239	783	746,969	622,972	21.0
	St Vincent and the Grenadines	12 Mar 2020	02-Feb-22	6,690	-	95	-	1.4%	6,049	2,978	34,138	27,395	24.6
	Saint Lucia	13 Mar 2020	03-Feb-22	21,399	199	333	-	1.6%	11,707		57,018	51,072	27.7

Trinidad and Tobago	13 Mar 2020	03-Feb-22	113,317	638	3,433	10	3.0%	8,123	-	734,538	692,269	49.3
Venezuela	13 Mar 2020	02-Feb-22	489,305	-	5,462	-	1.1%	1,716		20,836,636	13,669,072	47.6
Guatemala	13 Mar 2020	03-Feb-22	702,310	3,925	16,446	25	2.3%	4,230	737	6,943,832	5,308,426	29.1
Uruguay	13 Mar 2020	02-Feb-22	690,496	-	6,540	-	0.9%	19,947	9,027	2,913,787	2,693,724	77.3
Curacao	13 Mar 2020	03-Feb-22	37,526	100	242	5	0.6%	23,820		106,070	97,668	59.3
Puerto Rico	13 Mar 2020	02-Feb-22	459,204	-	3,887	-	0.8%	14,378		2,980,904	2,541,878	79.6
Suriname	13 Mar 2020	02-Feb-22	74,470	-	1,271	-	1.7%	12,809		264,930	233,235	39.4
Antigua and Barbuda	13 Mar 2020	03-Feb-22	6,732	105	127	-	1.9%	6,932	-	63,197	60,358	61.1
Guadeloupe	13 Mar 2020	02-Feb-22	113,966	-	795	-	0.7%	25,726				
Cayman Islands	13 Mar 2020	25-Jan-22	13,788	-	15	-	0.1%	21,229		59,308	57,473	86.4
Aruba	14 Mar 2020	03-Feb-22	33,200	54	194	1	0.6%	31,228		86,709	79,901	74.5
Bahamas	15 Mar 2020	02-Feb-22	32,645	-	748	-	2.3%	8,382	1,136	160,505	151,520	38.2
US Virgin Islands	16 Mar 2020	02-Feb-22	14,935	-	102	-	0.7%	14,006		66,285	55,331	52.1
Sint Maarten	17 Mar 2020	02-Feb-22	9,353	-	79	-	0.8%	22,962		27,592	25,501	58.7
Montserrat	17 Mar 2020	29-Jan-22	163	-	1	-	0.6%	1,745		1,826	1,593	32.0
Barbados	17 Mar 2020	02-Feb-22	45,897	-	282	-	0.6%	15,991		158,463	146,911	51.1
El Salvador	18 Mar 2020	02-Feb-22	135,109	-	3,921	-	2.9%	2,094	727	4,533,437	4,206,985	64.5
Nicaragua	18 Mar 2020	01-Feb-22	17,709	-	217	-	1.2%	271		5,279,733	3,601,744	53.7
Bermuda	18 Mar 2020	31-Jan-22	10,793	-	117	-	1.1%	16,886		46,695	45,863	73.9
Haiti	19 Mar 2020	01-Feb-22	29,323	-	792	-	2.7%	260	-	129,714	79,410	0.7
Dominica	22 Mar 2020	01-Feb-22	9,387	-	51	-	0.5%	13,072		31,829	29,110	40.3
Grenada	22 Mar 2020	02-Feb-22	12,589	-	211	-	1.7%	11,240		42,467	36,778	32.5
Belize	23 Mar 2020	02-Feb-22	52,775	-	629	-	1.2%	13,520	8,110	232,515	203,237	50.2
Turks and Caicos Islands	23 Mar 2020	02-Feb-22	5,770	-	34	-	0.6%	15,108		29,210	27,133	69.2
Saint Kitts and Nevis	24 Mar 2020	02-Feb-22	5,453	-	37	-	0.7%	10,323	3,020	27,984	26,048	48.7
British Virgin Islands	25 Mar 2020	26-Jan-22	5,839	-	49	-	0.8%	19,444		18,753	17,215	56.6
Anguilla	26 Mar 2020	02-Feb-22	2,361	-	8	-	0.3%	17,813		10,211	9,351	61.8
Caribbean Netherlands	01 Apr 2020	02-Feb-22	7,103	-	28	-	0.4%	39,435		19,109	16,736	63.3

	Falkland Islands	03 Apr 2020	31-Jan-22	89	-	-	-	0.0%	3,374		2,632	1,775	50.3
	Saint Pierre and Miquelon	05 Apr 2020	03-Feb-22	953	7	-	-	0.0%	13,591				
	Saint Barthelemy	25 Jul 2020	27-Jan-22	3,435	-	6	-	0.2%	40,651				
EUROPE	France	24 Jan 2020	03-Feb-22	20,147,341	274,352	131,852	264	0.7%	30,044	14,937	53,793,238	51,548,439	76.5
	Germany	27 Jan 2020	03-Feb-22	10,542,421	223,540	119,068	185	1.1%	12,681	3,004	63,090,744	61,691,692	73.5
	Finland	29 Jan 2020	03-Feb-22	507,940	6,788	2,041	29	0.4%	9,201	3,791	4,391,606	4,136,809	74.6
	Italy	30 Jan 2020	03-Feb-22	11,348,701	112,956	147,734	414	1.3%	18,821	21,114	50,271,383	46,242,358	76.6
	Russian Federation	31 Jan 2020	03-Feb-22	12,284,564	155,768	333,357	667	2.7%	8,509	6,136	76,732,949	70,013,431	48.0
	Spain	31 Jan 2020	03-Feb-22	10,199,716	74,368	94,045	188	0.9%	21,666	4,872	40,927,320	38,305,091	81.9
	Sweden	31 Jan 2020	03-Feb-22	2,259,656	36,541	16,063	72	0.7%	21,969	2,542	7,778,355	7,515,723	74.0
	United Kingdom of Great Britain	31 Jan 2020	03-Feb-22	17,607,832	88,124	157,730	303	0.9%	26,345	22,878	52,373,222	48,467,140	71.1
	Belgium	05 Feb 2020	03-Feb-22	3,229,629	45,428	29,132	49	0.9%	28,123	9,973	9,146,235	8,871,752	76.3
	Switzerland	25 Feb 2020	03-Feb-22	2,321,564	36,568	12,867	7	0.6%	27,074	13,082	6,071,477	5,923,467	68.0
	Austria	25 Feb 2020	03-Feb-22	1,959,017	38,135	14,167	24	0.7%	22,068	102,059	6,757,491	6,753,037	74.7
	Croatia	25 Feb 2020	03-Feb-22	963,370	8,815	13,989	42	1.5%	23,685	6,726	2,295,525	2,207,391	54.1
	Norway	26 Feb 2020	02-Feb-22	827,585	-	1,467	-	0.2%	15,475	6,691	4,316,281	3,993,998	73.1
	Romania	26 Feb 2020	03-Feb-22	2,325,016	32,671	60,353	111	2.6%	12,012	7,062	8,112,587	7,982,198	41.7
	Estonia	26 Feb 2020	03-Feb-22	358,087	6,847	2,047	8	0.6%	26,993	10,186	854,854	830,990	62.7
	Georgia	26 Feb 2020	03-Feb-22	1,250,108	23,664	15,102	42	1.2%	33,602	11,653	1,512,441	1,224,149	30.8
	North Macedonia	26 Feb 2020	03-Feb-22	274,144	1,707	8,494	24	3.1%	13,158	-	847,017	825,428	39.6
	Greece	26 Feb 2020	03-Feb-22	2,002,206	17,662	23,833	112	1.2%	18,684	33,711	7,772,377	7,317,910	70.6
	Denmark	27 Feb 2020	03-Feb-22	1,804,340	41,712	3,811	21	0.2%	31,010	35,955	4,845,405	4,731,263	81.4
	San Marino	27 Feb 2020	31-Jan-22	12,884	-	109	-	0.8%	38,051		24,570	21,775	64.0
	Lithuania	27 Feb 2020	03-Feb-22	714,208	12,607	7,936	19	1.1%	25,628	6,474	1,943,041	1,862,706	69.3
	Netherlands	27 Feb 2020	03-Feb-22	4,688,119	82,871	21,310	7	0.5%	27,048	9,039	13,389,929	12,314,611	71.7
	Azerbaijan	27 Feb 2020	03-Feb-22	676,426	6,113	8,797	18	1.3%	6,749	1,452	5,236,758	4,745,006	46.4
	Belarus	28 Feb 2020	03-Feb-22	753,495	4,990	6,099	15	0.8%	7,959	3,615	5,391,526	4,233,740	44.8
	Iceland	28 Feb 2020	03-Feb-22	72,136	1,415	47	-	0.1%	19,965	15,545	307,884	286,246	77.6
	Ireland	28 Feb 2020	03-Feb-22	1,199,217	6,061	6,228	-	0.5%	24,269	4,488	4,021,348	3,888,010	78.0

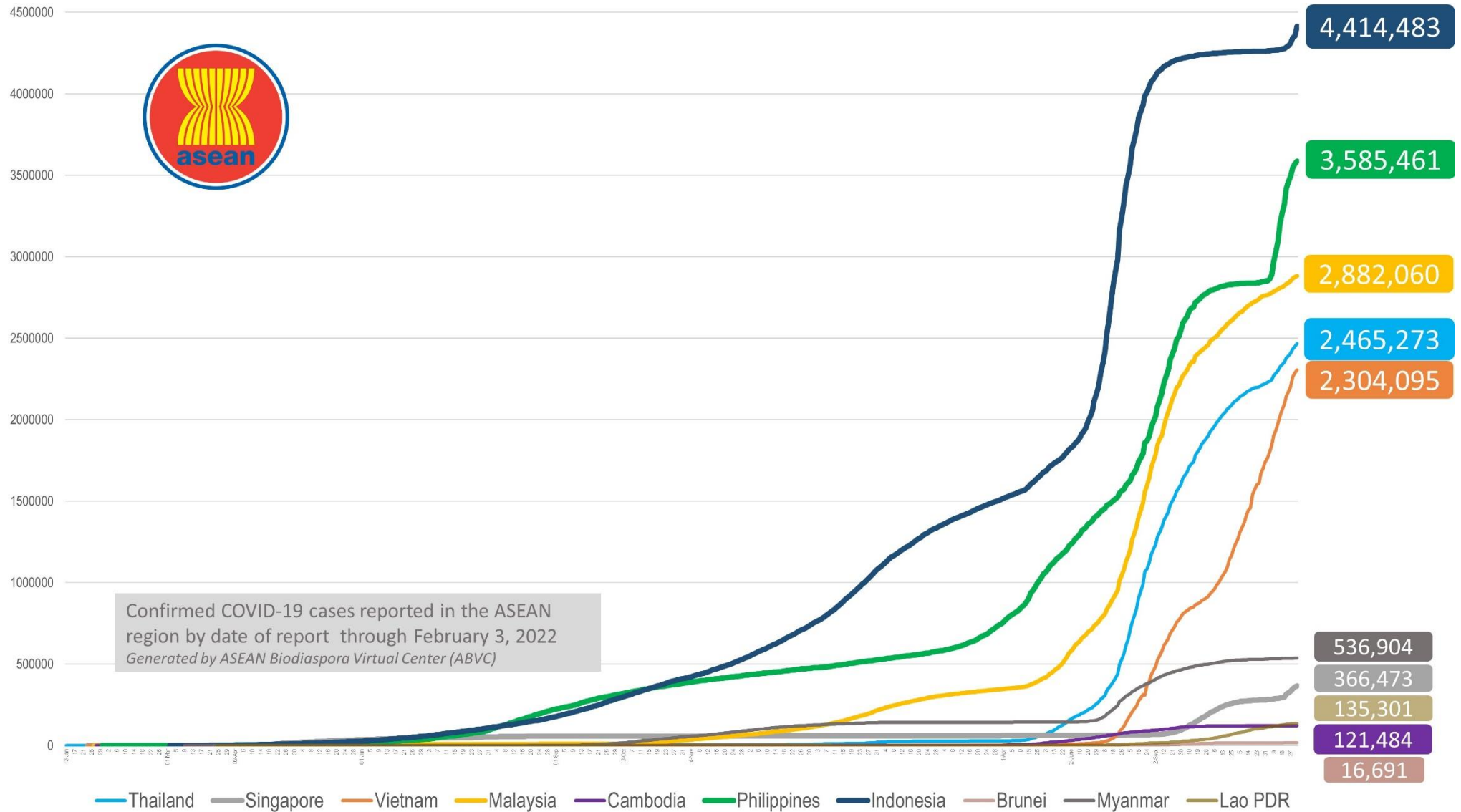
Monaco	29 Feb 2020	03-Feb-22	8,637	55	46	-	0.5%	22,167		26,672	23,308	59.0
Czech Republic	01 Mar 2020	03-Feb-22	3,143,912	43,450	37,325	44	1.2%	29,466	16,050	6,929,375	6,793,195	63.3
Luxembourg	01 Mar 2020	03-Feb-22	163,980	1,994	956	-	0.6%	26,453	10,423	475,998	429,705	67.7
Armenia	01 Mar 2020	03-Feb-22	379,266	4,388	8,065	5	2.1%	12,823	2,252	1,045,611	837,694	28.2
Latvia	02 Mar 2020	02-Feb-22	412,402	-	4,911	-	1.2%	21,560	12,822	1,338,192	1,288,897	69.0
Portugal	02 Mar 2020	03-Feb-22	2,795,830	50,447	20,077	53	0.7%	27,225	32,834	9,588,037	9,206,227	90.5
Andorra	02 Mar 2020	03-Feb-22	36,470	155	147	1	0.4%	47,276	9,440	57,709	53,104	68.7
Liechtenstein	03 Mar 2020	03-Feb-22	9,328	152	74	1	0.8%	24,535	-	26,673	26,068	68.1
Ukraine	03 Mar 2020	03-Feb-22	4,169,897	39,620	100,809	210	2.4%	9,395	1,970	15,396,723	14,720,878	33.9
Slovenia	04 Mar 2020	03-Feb-22	762,840	16,860	5,911	20	0.8%	36,535	10,026	1,261,366	1,211,665	58.3
Hungary	04 Mar 2020	03-Feb-22	1,600,411	17,894	41,636	88	2.6%	16,381	5,153	6,366,402	6,107,843	63.4
Poland	04 Mar 2020	03-Feb-22	5,035,796	54,475	106,060	307	2.1%	13,262	4,086	22,349,451	21,795,822	57.7
Faroe Islands	04 Mar 2020	02-Feb-22	21,457	-	19	-	0.1%	44,079	82,976	41,697	40,855	83.3
Bosnia and Herzegovina	05 Mar 2020	03-Feb-22	353,137	1,918	14,603	48	4.1%	10,698	-	943,394	846,080	25.9
Gibraltar	05 Mar 2020	03-Feb-22	13,394	151	101	-	0.8%	39,744		41,356	40,722	120.9
Slovakia	06 Mar 2020	03-Feb-22	1,062,040	19,032	17,896	19	1.7%	19,472	10,817	2,798,118	2,661,120	48.8
Serbia	06 Mar 2020	03-Feb-22	1,730,486	15,623	13,807	59	0.8%	24,917	6,213	3,335,402	3,247,144	47.3
Vatican City	06 Mar 2020	19-Jan-22	29	-	-	-	0.0%	3,149				
Malta	07 Mar 2020	03-Feb-22	68,433	240	559	3	0.8%	13,614	7,688	464,756	452,026	87.6
Moldova	07 Mar 2020	03-Feb-22	455,095	5,255	10,718	27	2.4%	17,124		989,897	1,013,833	25.2
Bulgaria	08 Mar 2020	02-Feb-22	972,260	-	33,492	-	3.4%	13,938	5,915	1,904,143	2,003,025	29.0
Albania	09 Mar 2020	03-Feb-22	262,271	1,001	3,369	7	1.3%	9,189	863	1,250,672	1,156,751	40.3
Cyprus	09 Mar 2020	03-Feb-22	265,945	3,078	736	-	0.3%	22,188	96,888	684,088	635,987	71.0
Channel Islands	09 Mar 2020	03-Feb-22	11,570	100	31	1	0.3%	17,738		54,146	51,351	81.0
Jersey	10 Mar 2020	03-Feb-22	31,882	320	104	1	0.3%	35,108		82,183	78,122	77.3
Kazakhstan	13 Mar 2020	03-Feb-22	1,253,759	7,656	13,295	35	1.1%	6,772	-	9,203,671	8,775,383	46.2
Kosovo	13 Mar 2020	03-Feb-22	210,561	2,590	3,027	6	1.4%	11,735				
Uzbekistan	15 Mar 2020	03-Feb-22	226,036	926	1,575	4	0.7%	673		19,344,734	13,133,344	38.7
Greenland	16 Mar 2020	01-Feb-22	10,821	-	6	-	0.1%	19,246		41,188	38,361	67.5
Montenegro	17 Mar 2020	03-Feb-22	221,902	688	2,591	9	1.2%	35,668		287,071	277,895	44.3
Kyrgyzstan	18 Mar 2020	03-Feb-22	198,962	243	2,893	4	1.5%	3,081		1,344,180	1,094,900	16.5

	Isle of Man	19 Mar 2020	02-Feb-22	21,745	-	70	-	0.3%	25,708		69,222	66,215	77.5
	Tajikistan	30 Apr 2020	03-Feb-22	17,331	5	124	-	0.7%	186		4,522,962	3,759,499	38.6
MIDDLE EAST	UAE	29 Jan 2020	03-Feb-22	851,537	2,232	2,253	2	0.3%	8,715	65,563	9,890,567	9,326,804	93.4
	Iran	19 Feb 2020	03-Feb-22	6,483,799	37,395	132,624	61	2.0%	7,820	1,578	60,905,266	54,277,761	63.8
	Israel	21 Feb 2020	03-Feb-22	3,049,005	58,677	9,013	86	0.3%	33,678	39,905	6,691,819	6,096,034	65.6
	Lebanon	21 Feb 2020	03-Feb-22	948,728	9,446	9,657	19	1.0%	13,839	-	2,443,750	2,031,963	30.0
	Kuwait	24 Feb 2020	03-Feb-22	564,735	5,990	2,503	2	0.4%	13,423	8,051	3,368,291	3,258,446	75.3
	Oman	24 Feb 2020	03-Feb-22	346,041	1,998	4,158	5	1.2%	6,956		3,181,438	2,967,168	56.8
	Bahrain	24 Feb 2020	03-Feb-22	398,665	8,063	1,410	1	0.4%	24,291	24,367	1,224,705	1,194,909	68.4
	Iraq	24 Feb 2020	03-Feb-22	2,233,725	6,949	24,455	25	1.1%	5,682	586	9,325,542	6,365,752	15.5
	Qatar	29 Feb 2020	03-Feb-22	342,811	1,183	651	2	0.2%	12,105	-	2,360,308	2,218,292	75.7
	Saudi Arabia	02 Mar 2020	03-Feb-22	699,069	3,852	8,947	4	1.3%	2,040	5,295	25,606,327	23,742,157	67.2
	Jordan	02 Mar 2020	03-Feb-22	1,280,106	19,123	13,271	23	1.0%	12,672	4,445	4,598,992	4,248,768	41.4
	Palestine	05 Mar 2020	03-Feb-22	564,484	7,934	5,134	6	0.9%	12,048		2,079,315	1,530,174	29.3
	Syria	22 Mar 2020	03-Feb-22	51,569	86	2,995	3	5.8%	302		2,277,523	932,422	5.1
	Yemen	10 Apr 2020	03-Feb-22	11,087	42	2,020	2	18.2%	38		588,626	344,582	1.1
AFRICA	Egypt	14 Feb 2020	02-Feb-22	430,480	-	22,735	-	5.3%	429		38,312,663	27,165,187	26.1
	Algeria	25 Feb 2020	03-Feb-22	255,836	951	6,618	14	2.6%	594		7,247,787	5,796,432	13.0
	Nigeria	28 Feb 2020	02-Feb-22	253,405	-	3,136	-	1.2%	126	61	14,834,559	5,446,849	2.6
	Tunisia	02 Mar 2020	01-Feb-22	917,814	-	26,362	-	2.9%	7,848	2,342	7,100,854	6,234,262	52.2
	Morocco	02 Mar 2020	03-Feb-22	1,141,708	2,861	15,515	51	1.4%	3,130	663	24,760,419	23,182,509	62.1
	Senegal	02 Mar 2020	03-Feb-22	85,117	45	1,950	1	2.3%	522	124	1,415,371	1,003,584	5.8
	South Africa	05 Mar 2020	03-Feb-22	3,616,075	3,266	95,545	82	2.6%	6,175	701	19,611,652	16,625,575	27.7
	Cameroon	06 Mar 2020	31-Jan-22	116,718	-	1,880	-	1.6%	451		837,860	663,317	2.4
	Togo	06 Mar 2020	03-Feb-22	36,550	12	268	-	0.7%	452	145	1,415,448	1,075,383	12.7
	Burkina Faso	09 Mar 2020	03-Feb-22	20,664	15	372	1	1.8%	102	19	1,169,097	771,895	3.6
	Democratic Republic of Congo	10 Mar 2020	02-Feb-22	85,510	-	1,278	-	1.5%	99		372,564	211,035	0.2
	Ivory Coast	11 Mar 2020	01-Feb-22	80,783	-	785	-	1.0%	314	111	5,208,637	2,382,472	8.8
	Reunion	11 Mar 2020	01-Feb-22	226,005	-	531	-	0.2%	29,089				
	Ghana	13 Mar 2020	29-Jan-22	157,220	-	1,404	-	0.9%	517	153	6,877,682	3,138,206	9.9
	Guinea	13 Mar 2020	02-Feb-22	36,206	-	426	-	1.2%	283		3,453,176	1,867,426	13.8
	Gabon	13 Mar 2020	02-Feb-22	47,148	-	301	-	0.6%	2,170	1,719	284,889	234,169	10.3
	Sudan	13 Mar 2020	01-Feb-22	58,208	-	3,442	-	5.9%	136		3,194,518	1,436,636	3.2
	Kenya	13 Mar 2020	03-Feb-22	321,764	93	5,604	11	1.7%	612	111	6,726,073	5,764,722	10.5
	Ethiopia	13 Mar 2020	03-Feb-22	466,126	334	7,353	7	1.6%	416	209	9,372,085	1,602,941	1.4
	Central African Republic	14 Mar 2020	02-Feb-22	14,023	-	110	-	0.8%	296	29	572,911	549,473	11.2
	Seychelles	14 Mar 2020	31-Jan-22	37,190	-	154	-	0.4%	38,095		83,419	78,598	79.5
	Rwanda	14 Mar 2020	03-Feb-22	129,039	68	1,444	-	1.1%	1,022	1,283	8,507,727	6,949,580	52.3
	Namibia	14 Mar 2020	03-Feb-22	156,102	58	3,973	-	2.5%	6,258	598	418,004	356,763	13.8

Swaziland	14 Mar 2020	03-Feb-22	68,505	51	1,376	-	2.0%	5,967		374,633	334,851	28.6
Mauritania	14 Mar 2020	03-Feb-22	58,381	46	962	3	1.6%	1,290	821	1,462,711	975,826	20.4
Mayotte	14 Mar 2020	02-Feb-22	36,436	-	187	-	0.5%	22,910				
Equatorial Guinea	15 Mar 2020	01-Feb-22	15,828	-	182	-	1.1%	1,167	269	251,474	204,181	14.1
Republic of Congo	15 Mar 2020	28-Jan-22	23,705	-	371	-	1.6%	441		622,886	583,609	10.3
Benin	16 Mar 2020	02-Feb-22	26,498	-	163	-	0.6%	225	-	2,039,793	1,625,516	13.1
Liberia	16 Mar 2020	31-Jan-22	7,272	-	290	-	4.0%	147		1,018,979	986,975	19.1
Tanzania	16 Mar 2020	01-Feb-22	33,230	-	789	-	2.4%	57		2,545,391	1,716,894	2.8
Somalia	16 Mar 2020	24-Jan-22	25,388	-	1,335	-	5.3%	164		1,305,856	867,137	5.3
Gambia	17 Mar 2020	01-Feb-22	11,863	-	364	-	3.1%	505	302	317,855	304,688	12.3
Zambia	17 Mar 2020	03-Feb-22	306,347	388	3,925	4	1.3%	1,715	204	806,611	1,660,654	8.8
Mauritius	18 Mar 2020	03-Feb-22	26,426	111	762	-	2.9%	2,088		947,513	909,900	71.5
Djibouti	18 Mar 2020	03-Feb-22	15,492	17	189	-	1.2%	1,591		130,425	90,458	9.0
Niger	19 Mar 2020	02-Feb-22	8,656	-	301	-	3.5%	37		1,442,884	1,025,950	4.1
Chad	19 Mar 2020	31-Jan-22	7,155	-	190	-	2.7%	45	26	254,847	136,143	0.8
Zimbabwe	20 Mar 2020	03-Feb-22	230,012	161	5,352	2	2.3%	1,571	235	4,282,687	3,311,237	21.9
Cape Verde	20 Mar 2020	03-Feb-22	55,754	15	396	-	0.7%	10,138		321,577	268,046	47.7
Madagascar	20 Mar 2020	29-Jan-22	59,319	-	1,274	-	2.1%	220	-	817,386	767,113	2.7
Uganda	21 Mar 2020	01-Feb-22	162,049	-	3,543	-	2.2%	366	112	10,896,664	2,015,028	4.3
Eritrea	21 Mar 2020	03-Feb-22	9,601	21	99	-	1.0%	271				
Angola	21 Mar 2020	02-Feb-22	98,267	-	1,895	-	1.9%	309	96	9,713,546	4,731,866	13.9
Mozambique	22 Mar 2020	03-Feb-22	224,143	100	2,180	-	1.0%	738	101	10,759,191	9,022,900	28.1
Libya	24 Mar 2020	03-Feb-22	441,959	3,656	6,044	9	1.4%	6,521		2,046,913	1,008,409	14.5
Guinea-Bissau	25 Mar 2020	01-Feb-22	7,691	-	156	-	2.0%	400		406,992	27,098	1.3
Mali	25 Mar 2020	03-Feb-22	30,148	17	715	-	2.4%	153		1,021,729	630,636	3.0
Botswana	30 Mar 2020	31-Jan-22	253,036	-	2,581	-	1.0%	10,984	3,326	1,193,823	1,079,089	45.0
Sierra Leone	31 Mar 2020	02-Feb-22	7,625	-	125	-	1.6%	98		1,147,770	692,512	8.5
Burundi	31 Mar 2020	02-Feb-22	37,618	-	15	-	0.0%	326	277	6,400	6,016	0.1
Malawi	02 Apr 2020	03-Feb-22	84,693	61	2,565	1	3.0%	455	61	1,506,374	798,174	4.1
South Sudan	05 Apr 2020	01-Feb-22	16,810	-	137	-	0.8%	152	98	296,056	247,892	2.2
Sao Tome and Principe	06 Apr 2020	03-Feb-22	5,907	4	70	-	1.2%	2,747		88,983	61,405	27.5
Comoros	30 Apr 2020	03-Feb-22	7,844	11	160	-	2.0%	922		341,102	256,898	28.9
Lesotho	13May 2020	02-Feb-22	32,258	-	694	-	2.2%	1,518		782,175	727,528	33.7
			370,870,975	2,513,285	5,413,443	7,947	1.5%					

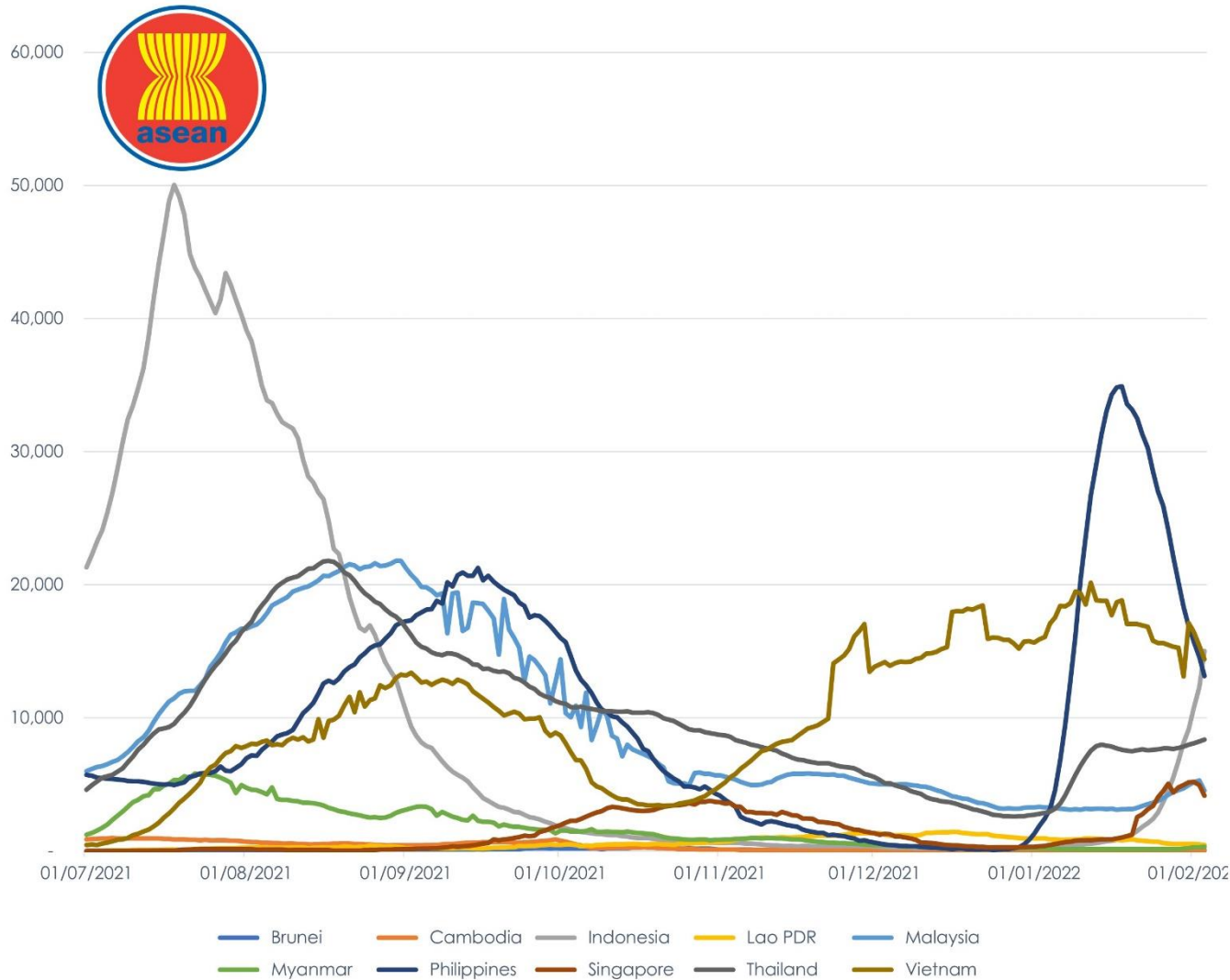
COVID-19 Epi curve among ASEAN Countries

as of 3 February 2022



7-Day Rolling Average of COVID-19 new cases: July 2021 to 2022

as of 3 February 2022

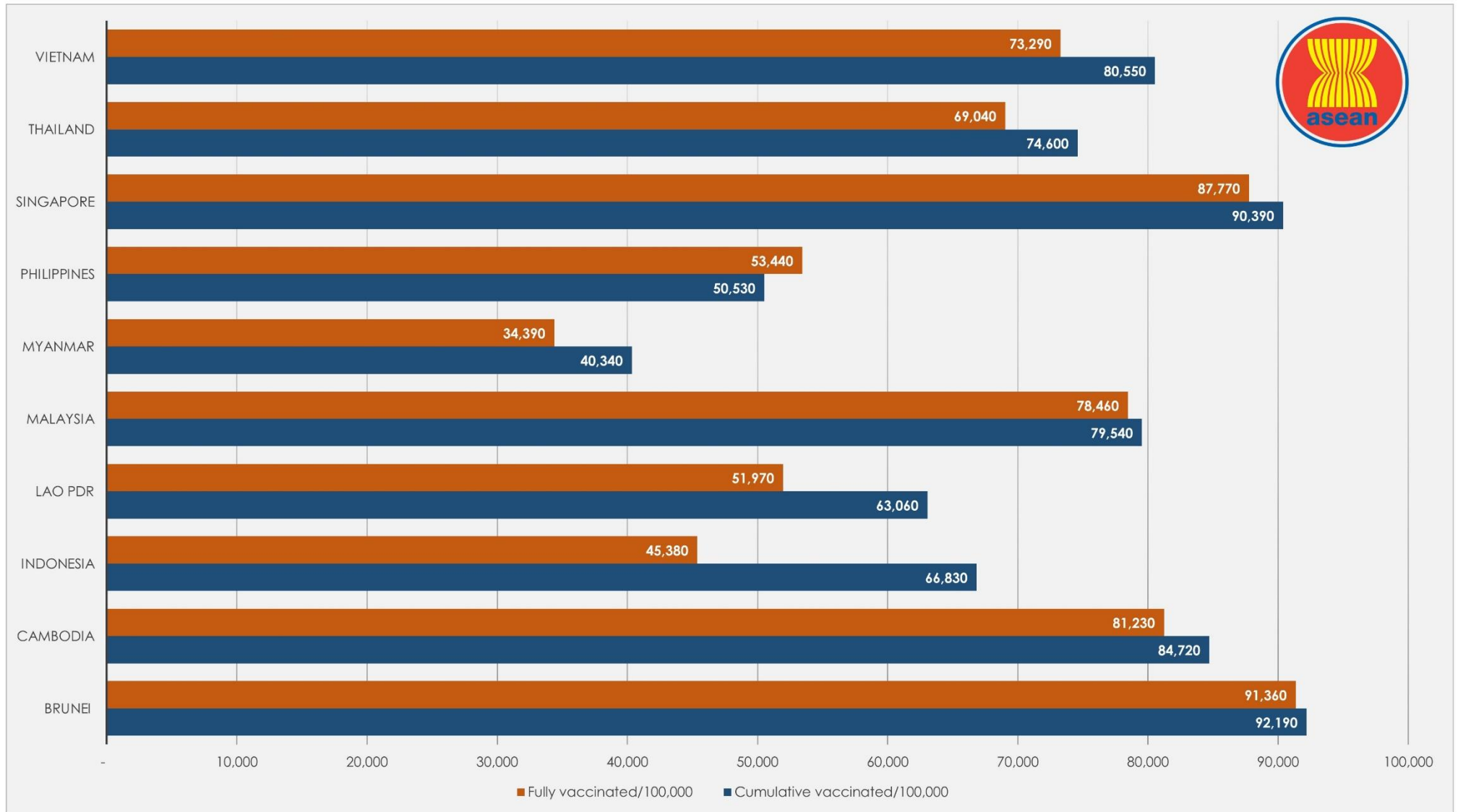


ASEAN Country	New Cases Rate of Change 7-Day Window*	P-value
Brunei	8.16	0.003
Cambodia	2.5	0
Indonesia	1504.21	0
Lao PDR	-11.07	0.007
Malaysia	78.4	0.248
Myanmar	30.97	0.001
Philippines	-1449.8	0
Singapore	-6.83	0.935
Thailand	117.49	0
Vietnam	31.42	0.912

**Beta coefficient of linear line of best fit; equal to the rate of change in the 7-day rolling average of new cases over the past 7 days (as of February 3, 2022)

COVID-19 Vaccination Status

as of 3 February 2022



Note: Philippine data on "Cumulative People Vaccinated" not updated



Report generated by
ASEAN Biodiaspora Virtual Center (ABVC)
 in collaboration with **Bluedot Inc.**
 Email: support@biodiaspora.org

