

COVID-19 Situational Report in the ASEAN Region

ASEAN BioDiaspora Virtual Center (ABVC)

as of January 31, 2022



Canada



COVID-19: Highlights and Situation Overview

Global Update

- Worldwide, there have been over 374.8 million cases and 5.7 million deaths attributed to COVID-19.
- Based on the BlueDot COVID-19 Data Suite, as of January 27, the top five countries with the highest seven-day rolling average number of daily new cases are the United States, France, India, Italy, and Brazil. The top five countries/territories with the highest seven-day rolling average number of daily new cases per million population are the Faroe Islands, Isle of Man, Reunion, Israel, and Denmark. As of January 27, Europe is the continent with the largest proportion of countries (80%, or 41 out of 51) with a high incidence rate (>350 per 100,000 over the past 14 days) and a stable or increasing trend in daily new cases over the last seven days. Asia has the highest proportion of countries (33%, or 16 out of 48) with a low (<=140) to moderate (140.1 - 350) incidence rate and an increasing trend in new cases over the last seven days. Africa has the highest proportion of countries (77%, or 43 out of 56) reporting a low incidence rate (<= 140) with a stable or decreasing trend in new cases.
- The Omicron variant was deemed a variant of concern (VOC) by the World Health Organization (WHO) on November 26, 2021, and identified sub-lineages of the Omicron variant have since included BA.1, BA.1.1, BA.2, and BA.3. Most evidence collected to date regarding the Omicron variant has been based on the sub-lineage BA.1 as it accounts for the majority of sequences reported to date. However, the Omicron sub-lineage BA.2 has been deemed a variant under investigation (VUI) by the UK Health Security Agency (UKHSA) due to concerns regarding its transmissibility and growth rate. Mutations are generally common in viruses, and diversification within a variant is normal. The BA.2 sub-variant has about 20 mutations that are different from BA.1, with the differences mainly affecting the spike protein of the virus. According to BlueDot's assessment, BlueDot Assessment, Omicron sub lineage BA.2 is unlikely to significantly alter the course of the pandemic. The Omicron sub-lineage BA.2 was deemed a variant under investigation (VUI) due to concerns of possible higher transmissibility compared to its original Omicron strain BA.1. However, with recently increased immunity due to Omicron's high infection rates globally, in addition to proven vaccine effectiveness, the BA.2 sub-variant is unlikely to surpass the original BA.1. To date, data regarding the transmissibility of the Omicron variant generally refer to the BA.1 sub-lineage, as it has been the predominant sub-lineage reported worldwide. Information regarding the secondary attack rates (the risk of contracting the virus after coming in contact with an infected individual) or biological properties that may be associated with increased transmissibility for the BA.2 sub-lineage are not currently available as there is limited data regarding this sub-lineage. In Denmark, preliminary analysis from the Statens Serum Institut (SSI) reported no difference in the risk of hospitalization admissions between BA.1 and BA.2. The SSI in Denmark has initiated studies to investigate antibody neutralization for the BA.2 sub-lineage. While data is not yet available to draw conclusions regarding the effectiveness of vaccines against the BA.2 sub-lineage, the SSI has stated that the expectation is that vaccines also have an effect against serious illness. According to the UKHSA on January 27, 2022, an initial analysis of vaccine effectiveness against Omicron BA.2 showed similar levels of protection for symptomatic infection compared to BA.1. After dose 2, vaccine effectiveness was 9% (BA.1) and 13% (BA.2) after 25+ weeks. After dose 3, vaccine effectiveness was 63% (BA.1) and 70% (BA.2) after 2+ weeks.
- As of January 25, 2022, according to GISAID EpiCoV, the BA.1 lineage is the predominant B.1.1.529 sequence worldwide (582,648/599,406 sequences, 97.2%). The BA.2 sub-lineage accounts for just 2.2% of the Omicron sequences worldwide. According to Outbreak.info, as of January 27, approximately 18,751 sequences of BA.2 have been detected in 54 countries.

Regional Update

- Philippines' government authority said on January 30 (Sunday) that restrictions will be eased in Metro Manila as the capital region is placed under Alert Level 2 from February 1 to 15. The Inter-Agency Task Force for the Management of Emerging Infectious Diseases also deescalated the provinces of Batanes, Bulacan, Cavite, Rizal, Biliran, Southern Leyte and Basilan to Alert Level 2. Metro Manila was under the stricter Alert Level 3 for a month as COVID-19 cases spiked in late December due to the spread of the highly transmissible Omicron variant. Under Alert Level 2, establishments are allowed to operate at 50% to 70% capacity, depending on whether their operations are indoors or outdoors. Bars, karaoke places, clubs, concert halls and theaters, and other venues with live voice or wind-instrument performers may operate up to 50% indoor venue capacity for fully vaccinated individuals, and up to 70% outdoor venue capacity, regardless of vaccination status. All staff must be fully inoculated. The Department of Health (DOH) reported on January 30 (Sunday) a total of 16,953 new cases of COVID-19, bringing the total number of cases in the country to 3,545,680. This is the lowest number of daily infections recorded since January 5, 2022.
- Singapore's Ministry of Health (MOH) reported that a sub-variant of Omicron has been found in Singapore. According to the ministry, 48 local cases and 150 imported cases in Singapore have been confirmed to have the BA.2 Omicron sub-variant as of January 25. The ministry added that it needs further data and study to fully understand the implications for severity, immunity and transmissibility of BA.2. Singapore reported 4,498 new COVID-19 cases as of Sunday (Jan 30), comprising 4,226 local infections and 272 imported cases, bringing the total number of cases in the country to 348,330. There were no fatalities, according to the latest infection statistics on the Ministry of Health's (MOH) website. The death toll from coronavirus complications remains at 854. The weekly infection growth rate is 2.02, down from Saturday's 2.24. Under MOH's new approach of presenting infection numbers, the daily case count includes the number of Protocol 2 cases - those who are well or assessed to have a mild condition. Among the cases reported on Sunday, 3,074 are Protocol 2 infections, comprising 12 imported cases and 3,062 local ones. Another 1,424 cases were confirmed via polymerase chain reaction (PCR) tests - 260 of them imported infections and 1,164 local cases.

Vaccine Update

- A total of 10 countries accounted for 64.1% of all vaccinations administered globally as of January 27. The top five countries/territories with the highest number of cumulative people fully vaccinated per 100,000 population are Gibraltar (120,700), United Arab Emirates (92,750), Brunei Darussalam (91,280), Portugal (90,360), and Chile (87,900). Conversely, the top five countries with the lowest number of cumulative people fully vaccinated per 100,000 population are Burundi (50), the Democratic Republic of the Congo (Kinshasa) (180), Haiti (690), Chad (710), and Yemen (1,030).
- According to Malaysia's Health Ministry's COVIDNOW portal, a total 22,924,199 individuals or 97.9% of the adult population in the country have completed the booster dose, while 99.1% have received at least one dose of the vaccine as of January 30 (Sunday). A total of 11,889,785 adults or 50.8% of the group have also received the COVID-19 booster dose as of yesterday. For adolescents aged between 12 and 17, a total of 2,787,942 or 88.6% of the group have completed the vaccination, while 2,867,585 or 91.1% have received at least one dose of the vaccine. Yesterday, a total of 78,731 doses of the vaccine were dispensed, with 510 as first dose, 728 as second dose and 77,493 as booster dose, bringing the cumulative number of vaccine doses administered under the National COVID-19 Immunization Programme (PICK) to 63,466,293.

Travel Advisories (new update/s)

- Brunei: The country's Prime Minister's Office (PMO) announced on Sunday (January 30) that the temporary suspension on cross-border activities will be extended to 14 days, starting February 1 until February 14. The temporary suspension applies to entry of foreign nationals via land and sea ports, including transits through Brunei Darussalam, except for entry and transit travels granted approval by the Brunei Government. Entry and transits through Brunei Darussalam may only be considered for transit vehicles with transit permits issued by the Brunei Government, provided the travellers have attained endorsement from their local authorities for their travels, and will be subjected to existing entry conditions and procedures, for the following purposes. Official government travel; students required to attend school; emergency services (such as ambulances, police and military); and vaccinated foreign-registered transport operators with cross-country permits issued by the Brunei Government for import deliveries of essential goods. The temporary suspension also applies to entry and exit-country travels of commuters via land and sea ports for the purpose of work. The conditions for the consideration of entry and exit travel are subject to review by the Steering Committee for COVID-19 from time to time.

Cases and Deaths as of 31 January 2022

- As of 31 January 2022 (2PM, GMT+8), worldwide, there were **374,805,765** confirmed cases, including **5,685,555** deaths. Globally, Case Fatality Rate (CFR) was **1.5**.
- In **China**, there were **138,858** confirmed cases with **5,700** deaths, including deaths in Hong Kong (213) and Taiwan (851). Confirmed cases in China include confirmed cases in Hong Kong (14,024), Macau (79) and Taiwan (18,735). CFR was **4.1**.
- **16,605,188 confirmed cases** of COVID-19 have been reported in the ASEAN region with a total of **313,808 deaths**, with a CFR of **1.9**.

REGION	COUNTRY	FIRST CONFIRMED CASE(S)	LATEST REPORT ON CONFIRMED CASE(S)	TOTAL CONFIRMED CASES	NEW CASES (7-Day Rolling Average)	TOTAL DEATHS	NEW DEATHS (7-Day Rolling Average)	CASE FATALITY RATE	TOTAL POPULATION	CUMULATIVE CASES/ 100,000	CUMULATIVE VACCINATED	CUMULATIVE FULLY VACCINATED	FULLY VACCINATED / 100
ASEAN REGION	Brunei	10 Mar 20	29-Jan-22	16,345	- (37)	98	-	0.6%	433,285	3,772	406,768	403,033	91.3
	Cambodia	27 Jan 20	30-Jan-22	121,299	57 (39)	3,015	-	2.5%	16,486,542	736	14,350,592	13,756,300	81.2
	Indonesia	02 Mar 20	30-Jan-22	4,343,185	12,422 (8,115)	144,303	18 (12)	3.3%	270,625,568	1,605	184,187,038	40,867,993	14.8
	Lao PDR	24 Mar 20	30-Jan-22	133,524	306 (510)	544	6 (3)	0.4%	7,169,455	1,862	4,653,477	3,835,288	52.0
	Malaysia	25 Jan 20	30-Jan-22	2,865,984	4,915 (4,720)	31,965	8 (10)	1.1%	31,949,777	8,970	26,068,338	25,711,351	78.5
	Myanmar	23 Mar 20	30-Jan-22	535,254	174 (169)	19,310	-	3.6%	54,045,420	990	21,746,917	18,254,992	33.3
	Philippines	30 Jan 20	30-Jan-22	3,545,680	16,884 (18,352)	53,891	20 (60)	1.5%	108,116,615	3,279	56,110,301	58,149,158	52.4
	Singapore	23 Jan 20	30-Jan-22	348,330	- (4,294)	854	- (1)	0.2%	5,703,569	6,028	4,907,259	4,752,460	87.1
	Thailand	13 Jan 20	30-Jan-22	2,432,534	8,444 (7,862)	22,160	12 (18)	0.9%	69,625,582	3,494	51,968,988	47,945,145	68.5
	Vietnam	23 Jan 20	30-Jan-22	2,263,053	- (13,124)	37,668	- (118)	1.7%	96,462,106	2,315	79,041,734	71,946,807	73.3
				16,605,188	43,202	313,808	64	1.9%					

- **358,095,983 confirmed cases** of COVID-19 have been reported in **224 countries/states** (other than China, Hong Kong, Taiwan, Macau, and ASEAN countries):

REGION	COUNTRY	FIRST CONFIRMED CASE(S)	LATEST REPORT ON CONFIRMED CASE(S)	TOTAL CONFIRMED CASES	NEW CASES	TOTAL DEATHS	NEW DEATHS	CASE FATALITY RATE	CUMULATIVE CASES/ 100,00	NUMBER OF TESTS LAST 14 DAYS/ 100,000	CUMULATIVE IMMUNIZED	CUMULATIVE FULLY VACCINATED	FULLY VACCINATED / 100
ASIA PACIFIC	Japan	16 Jan 2020	30-Jan-22	2,683,215	78,128	18,648	31	0.7%	2,125	1,748	101,396,570	99,708,897	79.1
	South Korea	20 Jan 2020	30-Jan-22	828,637	17,515	6,732	20	0.8%	1,602	4,616	44,631,275	43,970,419	85.7
	Nepal	24 Jan 2020	30-Jan-22	950,441	3,049	11,735	32	1.2%	3,322	683	16,333,937	13,106,726	44.2
	Australia	25 Jan 2020	30-Jan-22	1,909,279	27,408	3,716	85	0.2%	7,444	7,475	21,629,171	20,188,421	78.3
	Sri Lanka	27 Jan 2020	30-Jan-22	609,047	982	15,400	14	2.5%	2,793	394	16,624,775	13,911,179	64.7
	India	30 Jan 2020	30-Jan-22	41,092,522	234,281	494,091	893	1.2%	3,007	1,559	938,645,671	701,262,521	50.3
	Afghanistan	24 Feb 2020	30-Jan-22	162,111	821	7,408	3	4.6%	426		4,517,380	3,868,832	9.7
	Pakistan	26 Feb 2020	30-Jan-22	1,417,991	7,958	29,248	29	2.1%	655	317	104,228,089	80,748,105	35.9
	New Zealand	28 Feb 2020	30-Jan-22	16,286	140	52	-	0.3%	331	4,731	4,162,856	3,923,602	76.5
	Bhutan	05 Mar 2020	30-Jan-22	4,685	119	4	-	0.1%	614	11,122	593,737	570,278	73.1
	Maldives	07 Mar 2020	30-Jan-22	136,126	2,838	275	1	0.2%	25,638	14,708	397,504	369,551	68.0
	Bangladesh	08 Mar 2020	30-Jan-22	1,785,332	12,183	28,363	34	1.6%	1,095	304	95,440,321	59,711,538	35.9
	Mongolia	10 Mar 2020	30-Jan-22	442,186	1,834	2,107	3	0.5%	13,710	9,638	2,269,702	2,170,516	65.2
	Turkey	10 Mar 2020	30-Jan-22	11,526,621	88,145	87,234	189	0.8%	13,816	5,436	57,402,431	52,367,432	61.6
	French Polynesia	12 Mar 2020	28-Jan-22	48,492	-	636	-	1.3%	17,363		176,934	166,049	58.8
	Guam	15 Mar 2020	29-Jan-22	31,440	-	285	-	0.9%	18,793		145,198	130,801	77.6
	New Caledonia	17 Mar 2020	28-Jan-22	18,643	-	283	-	1.5%	6,478		185,508	176,587	61.3
	Fiji	18 Mar 2020	28-Jan-22	62,373	-	798	-	1.3%	7,009	-	664,363	613,009	67.9
	Papua New Guinea	21 Mar 2020	27-Jan-22	36,866	-	597	-	1.6%	420	-	291,678	230,256	2.5
	Timor Leste	21 Mar 2020	29-Jan-22	19,908	-	122	-	0.6%	1,540	-	670,729	561,648	41.8
Northern Mariana Islands	28 Mar 2020	29-Jan-22	4,772	-	23	-	0.5%	8,340		44,495	41,965	80.9	
North Korea	24 Jul 2020	25-Jul-20	1	-	-	-	0.0%	0					
Solomon Islands	03 Oct 2020	28-Jan-22	898	-	5	-	0.6%	134		193,126	70,959	10.1	
Wallis et Futuna	17 Oct 2020	03-Dec-21	454	-	7	-	1.5%	2,833		6,151	6,136	55.3	

	Marshall Islands	26 Oct 2020	06-Jan-22	7	-	-	-	0.0%	12		26,555	23,203	29.9
	Vanuatu	11 Nov 2020	14-Dec-21	7	-	1	-	14.3%	2		109,176	69,288	22.0
	Samoa	18 Nov 2020	30-Jan-22	30	-	-	-	0.0%	15		142,433	124,583	62.3
	Micronesia	11 Jan 2021	11-Jan-21	1	-	-	-	0.0%	1		54,240	44,062	43.1
	Palau	31 May 2021	30-Jan-22	1,478	85	-	-	0.0%	8,207		19,554	17,224	80.0
	Tonga	05 Nov 2021	05-Nov-21	1	-				1		74,004	64,680	60.6
	Kiribati	25 Jan 2022	30-Jan-22	364	98	-	-	0.0%	310				
AMERICAS	USA	21 Jan 2020	30-Jan-22	75,546,580	65,458	907,037	176	1.2%	23,016	3,739	249,695,301	210,764,603	63.5
	Canada	25 Jan 2020	30-Jan-22	3,035,224	8,844	33,721	75	1.1%	7,986	3,346	32,315,860	30,029,482	78.9
	Brazil	26 Feb 2020	29-Jan-22	25,256,198	-	626,870	-	2.5%	11,927	230	169,825,847	149,779,557	70.0
	Mexico	28 Feb 2020	29-Jan-22	4,916,143	-	305,762	-	6.2%	3,854	338	83,510,659	76,941,127	59.1
	Saint Martin	01 Mar 2020	27-Jan-22	9,439	-	61	-	0.6%	24,838				
	Ecuador	01 Mar 2020	28-Jan-22	707,224	-	34,442	-	4.9%	4,071	708	14,634,169	13,272,540	74.2
	Dominican Republic	01 Mar 2020	30-Jan-22	554,052	1,221	4,305	4	0.8%	5,159	-	6,995,481	5,787,787	52.8
	Chile	03 Mar 2020	30-Jan-22	2,137,743	30,131	39,684	31	1.9%	11,280	5,873	17,601,992	16,930,613	88.1
	Argentina	03 Mar 2020	30-Jan-22	8,335,184	21,570	120,988	152	1.5%	18,548	2,560	39,586,367	34,652,659	76.0
	Peru	05 Mar 2020	30-Jan-22	3,196,488	35,756	205,347	235	6.4%	9,832	0	25,019,706	22,669,913	68.0
	Costa Rica	06 Mar 2020	28-Jan-22	682,480	-	7,533	-	1.1%	13,521	1,398	4,028,723	3,654,209	71.1
	Colombia	06 Mar 2020	30-Jan-22	5,871,977	16,119	134,079	247	2.3%	11,665	1,730	40,104,316	31,296,243	61.1
	French Guiana	06 Mar 2020	28-Jan-22	75,242	-	371	-	0.5%	38,486				
	Martinique	06 Mar 2020	25-Jan-22	82,813	-	826	-	1.0%	19,130				
	Paraguay	07 Mar 2020	29-Jan-22	570,469	-	17,231	-	3.0%	8,098	1,945	3,540,518	3,088,920	42.8
	Panama	10 Mar 2020	29-Jan-22	692,634	-	7,698	-	1.1%	16,311	6,907	3,114,965	2,501,915	57.1
	Bolivia	10 Mar 2020	29-Jan-22	847,180	-	20,865	-	2.5%	7,358	823	6,694,190	5,201,566	44.0
	Honduras	11 Mar 2020	26-Jan-22	391,874	-	10,504	-	2.7%	4,021		5,035,861	4,381,943	43.6
	Cuba	11 Mar 2020	30-Jan-22	1,042,671	2,829	8,397	7	0.8%	9,200	-	10,564,918	9,819,198	86.8
	Guyana	11 Mar 2020	29-Jan-22	59,450	-	1,165	-	2.0%	7,595	7,081	419,509	306,831	38.8
	Jamaica	12 Mar 2020	30-Jan-22	124,102	1,055	2,650	15	2.1%	4,209	940	743,267	617,302	20.8
	St Vincent and the Grenadines	12 Mar 2020	29-Jan-22	6,672	-	93	-	1.4%	6,033	2,864	34,138	27,395	24.6
	Saint Lucia	13 Mar 2020	29-Jan-22	20,798	-	326	-	1.6%	11,378		56,922	50,951	27.6

Trinidad and Tobago	13 Mar 2020	30-Jan-22	111,190	449	3,395	14	3.1%	7,971	-	733,124	689,743	49.2
Venezuela	13 Mar 2020	29-Jan-22	481,375	-	5,436	-	1.1%	1,688		20,836,636	13,669,072	47.6
Guatemala	13 Mar 2020	30-Jan-22	689,609	1,283	16,379	6	2.4%	4,153	781	6,897,461	5,249,799	28.8
Uruguay	13 Mar 2020	29-Jan-22	653,853	-	6,436	-	1.0%	18,888	9,198	2,892,897	2,691,119	77.2
Curacao	13 Mar 2020	29-Jan-22	36,967	-	228	-	0.6%	23,465		105,993	97,575	59.2
Puerto Rico	13 Mar 2020	29-Jan-22	455,088	-	3,837	-	0.8%	14,250		2,972,266	2,536,446	79.4
Suriname	13 Mar 2020	29-Jan-22	73,162	-	1,260	-	1.7%	12,584		264,640	232,788	39.3
Antigua and Barbuda	13 Mar 2020	29-Jan-22	6,558	-	127	-	1.9%	6,753	-	63,197	60,358	61.1
Guadeloupe	13 Mar 2020	26-Jan-22	105,319	-	773	-	0.7%	23,774				
Cayman Islands	13 Mar 2020	25-Jan-22	13,788	-	15	-	0.1%	21,229		59,188	57,353	86.3
Aruba	14 Mar 2020	30-Jan-22	32,956	56	193	-	0.6%	30,999		86,579	79,765	74.4
Bahamas	15 Mar 2020	29-Jan-22	32,486	-	745	-	2.3%	8,341	2,450	160,505	151,520	38.2
US Virgin Islands	16 Mar 2020	29-Jan-22	14,846	-	99	-	0.7%	13,923		65,979	55,230	52.0
Sint Maarten	17 Mar 2020	29-Jan-22	9,285	-	79	-	0.9%	22,795		27,492	25,436	58.6
Montserrat	17 Mar 2020	29-Jan-22	163	-	1	-	0.6%	1,745		1,789	1,517	30.5
Barbados	17 Mar 2020	30-Jan-22	43,993	512	279	1	0.6%	15,327		158,358	146,822	51.0
El Salvador	18 Mar 2020	29-Jan-22	134,155	-	3,891	-	2.9%	2,079	-	4,531,396	4,205,520	64.5
Nicaragua	18 Mar 2020	25-Jan-22	17,650	-	216	-	1.2%	270		5,200,392	3,459,236	51.6
Bermuda	18 Mar 2020	27-Jan-22	10,552	-	116	-	1.1%	16,509		46,695	45,863	73.9
Haiti	19 Mar 2020	27-Jan-22	28,875	-	784	-	2.7%	256	-	129,714	79,410	0.7
Dominica	22 Mar 2020	29-Jan-22	9,032	-	51	-	0.6%	12,578		31,272	28,982	40.2
Grenada	22 Mar 2020	29-Jan-22	12,311	-	210	-	1.7%	10,992		42,297	36,527	32.3
Belize	23 Mar 2020	28-Jan-22	50,487	-	625	-	1.2%	12,934	8,110	232,022	202,173	49.9
Turks and Caicos Islands	23 Mar 2020	29-Jan-22	5,727	-	34	-	0.6%	14,996		29,210	27,133	69.2
Saint Kitts and Nevis	24 Mar 2020	29-Jan-22	5,419	-	33	-	0.6%	10,259	4,089	27,958	26,010	48.6
British Virgin Islands	25 Mar 2020	25-Jan-22	5,809	-	49	-	0.8%	19,344		18,728	17,200	56.5
Anguilla	26 Mar 2020	28-Jan-22	2,324	-	8	-	0.3%	17,534		10,193	9,336	61.7
Caribbean Netherlands	01 Apr 2020	29-Jan-22	6,922	-	27	-	0.4%	38,430		19,109	16,736	63.3

	Falkland Islands	03 Apr 2020	06-Jan-22	85	-	-	-	0.0%	3,222		2,632	1,775	50.3
	Saint Pierre and Miquelon	05 Apr 2020	29-Jan-22	856	-	-	-	0.0%	12,208				
	Saint Barthelemy	25 Jul 2020	27-Jan-22	3,435	-	6	-	0.2%	40,651				
EUROPE	France	24 Jan 2020	30-Jan-22	19,058,073	249,448	130,583	127	0.7%	28,419	15,809	53,709,809	51,329,287	76.1
	Germany	27 Jan 2020	30-Jan-22	9,789,741	106,341	118,380	45	1.2%	11,776	3,004	62,966,640	61,435,620	73.2
	Finland	29 Jan 2020	28-Jan-22	475,431	-	1,942	-	0.4%	8,612	4,112	4,296,615	4,130,395	74.4
	Italy	30 Jan 2020	30-Jan-22	10,925,485	104,110	146,149	235	1.3%	18,119	19,051	50,125,574	46,007,252	76.2
	Russian Federation	31 Jan 2020	30-Jan-22	11,737,007	121,228	330,728	617	2.8%	8,130	3,322	76,454,271	69,581,579	47.7
	Spain	31 Jan 2020	28-Jan-22	9,779,130	-	92,966	-	1.0%	20,773	5,800	40,884,275	38,283,540	81.9
	Sweden	31 Jan 2020	28-Jan-22	2,070,456	-	15,820	-	0.8%	20,130	5,931	7,832,031	7,550,199	74.3
	United Kingdom of Great Britain	31 Jan 2020	30-Jan-22	16,468,522	62,399	155,698	85	0.9%	24,641	20,723	52,313,949	48,347,597	70.9
	Belgium	05 Feb 2020	29-Jan-22	3,055,925	-	28,957	-	0.9%	26,610	10,563	9,117,416	8,853,979	76.1
	Switzerland	25 Feb 2020	28-Jan-22	2,122,135	-	12,785	-	0.6%	24,748	12,661	6,065,272	5,915,443	67.9
	Austria	25 Feb 2020	30-Jan-22	1,828,167	27,127	14,091	14	0.8%	20,594	101,361	6,745,543	6,736,234	74.5
	Croatia	25 Feb 2020	30-Jan-22	935,722	6,220	13,777	46	1.5%	23,005	6,229	2,293,314	2,202,555	54.0
	Norway	26 Feb 2020	29-Jan-22	751,021	-	1,439	-	0.2%	14,043	6,984	4,313,067	3,987,743	73.0
	Romania	26 Feb 2020	30-Jan-22	2,196,394	19,668	59,984	52	2.7%	11,347	5,948	8,090,985	7,967,059	41.7
	Estonia	26 Feb 2020	30-Jan-22	332,580	5,951	2,036	11	0.6%	25,070	9,951	854,096	828,873	62.6
	Georgia	26 Feb 2020	30-Jan-22	1,162,773	17,265	14,945	34	1.3%	31,254	11,344	1,486,390	1,218,567	30.6
	North Macedonia	26 Feb 2020	30-Jan-22	268,191	1,254	8,383	21	3.1%	12,872	-	847,017	825,428	39.6
	Greece	26 Feb 2020	30-Jan-22	1,920,992	11,112	23,372	97	1.2%	17,926	42,364	7,743,181	7,285,561	70.3
	Denmark	27 Feb 2020	30-Jan-22	1,640,162	34,141	3,738	21	0.2%	28,188	38,326	4,844,813	4,723,313	81.3
	San Marino	27 Feb 2020	24-Jan-22	11,786	-	108	-	0.9%	34,808		24,525	21,737	63.9
	Lithuania	27 Feb 2020	30-Jan-22	673,518	9,708	7,860	15	1.2%	24,168	7,999	1,941,757	1,860,167	69.2
	Netherlands	27 Feb 2020	30-Jan-22	4,320,257	75,164	21,272	2	0.5%	24,925	8,116	13,389,929	12,314,611	71.7
	Azerbaijan	27 Feb 2020	30-Jan-22	656,284	4,943	8,720	20	1.3%	6,548	1,512	5,228,014	4,740,859	46.4
	Belarus	28 Feb 2020	30-Jan-22	740,988	2,387	6,039	15	0.8%	7,827	2,916	5,274,902	4,092,746	43.3
	Iceland	28 Feb 2020	28-Jan-22	64,486	-	46	-	0.1%	17,848	-	307,594	286,246	77.6
	Ireland	28 Feb 2020	28-Jan-22	1,169,645	-	6,136	-	0.5%	23,670	4,517	4,013,850	3,867,866	77.6

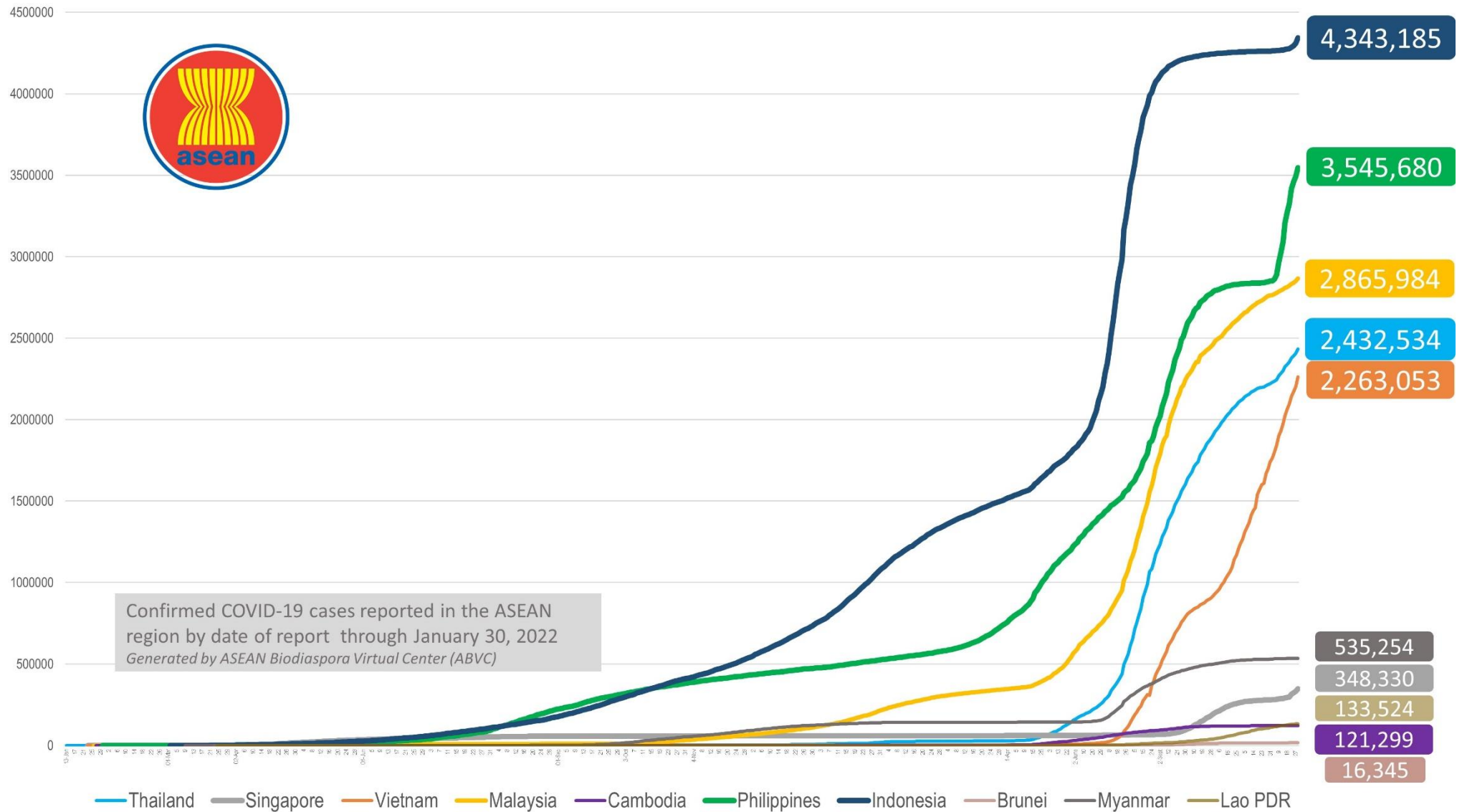
Monaco	29 Feb 2020	30-Jan-22	8,308	45	45	1	0.5%	21,322		26,672	23,308	59.0
Czech Republic	01 Mar 2020	30-Jan-22	2,989,436	18,329	37,184	16	1.2%	28,018	14,341	6,923,661	6,779,249	63.2
Luxembourg	01 Mar 2020	28-Jan-22	153,435	-	948	-	0.6%	24,752	10,088	474,517	429,705	67.7
Armenia	01 Mar 2020	30-Jan-22	366,433	2,085	8,046	5	2.2%	12,389	2,315	999,891	819,841	27.6
Latvia	02 Mar 2020	30-Jan-22	388,989	6,860	4,868	6	1.3%	20,336	13,707	1,336,451	1,286,451	68.9
Portugal	02 Mar 2020	30-Jan-22	2,611,886	45,335	19,856	29	0.8%	25,434	29,155	9,573,477	9,197,161	90.5
Andorra	02 Mar 2020	28-Jan-22	35,556	-	145	-	0.4%	46,092	18,288	57,643	53,046	68.6
Liechtenstein	03 Mar 2020	30-Jan-22	8,854	79	73	-	0.8%	23,288	-	26,620	26,003	68.0
Ukraine	03 Mar 2020	30-Jan-22	4,042,469	24,508	100,125	94	2.5%	9,108	1,532	15,318,149	14,629,610	33.7
Slovenia	04 Mar 2020	30-Jan-22	702,201	13,865	5,857	13	0.8%	33,631	9,187	1,260,758	1,209,834	58.2
Hungary	04 Mar 2020	28-Jan-22	1,508,358	-	41,229	-	2.7%	15,439	5,001	6,351,476	6,089,784	63.2
Poland	04 Mar 2020	30-Jan-22	4,852,677	48,287	105,161	23	2.2%	12,780	4,018	22,291,055	21,701,001	57.4
Faroe Islands	04 Mar 2020	30-Jan-22	19,099	486	18	-	0.1%	39,235	80,634	41,679	40,839	83.3
Bosnia and Herzegovina	05 Mar 2020	28-Jan-22	343,986	-	14,310	-	4.2%	10,421	-	939,775	842,954	25.8
Gibraltar	05 Mar 2020	30-Jan-22	12,848	96	100	-	0.8%	38,123		41,343	40,696	120.8
Slovakia	06 Mar 2020	30-Jan-22	1,000,345	13,282	17,817	21	1.8%	18,341	10,846	2,794,383	2,655,979	48.7
Serbia	06 Mar 2020	30-Jan-22	1,662,446	13,153	13,570	57	0.8%	23,937	5,411	3,331,955	3,242,876	47.2
Vatican City	06 Mar 2020	19-Jan-22	29	-	-	-	0.0%	3,149				
Malta	07 Mar 2020	30-Jan-22	67,548	191	547	2	0.8%	13,438	8,029	463,518	449,539	87.1
Moldova	07 Mar 2020	29-Jan-22	438,249	-	10,635	-	2.4%	16,490		989,897	1,010,620	25.1
Bulgaria	08 Mar 2020	29-Jan-22	939,212	-	33,121	-	3.5%	13,464	6,030	1,904,143	1,992,848	28.9
Albania	09 Mar 2020	30-Jan-22	258,021	939	3,342	5	1.3%	9,040	1,624	1,225,090	1,110,743	38.7
Cyprus	09 Mar 2020	30-Jan-22	253,350	2,225	731	1	0.3%	21,138	81,269	658,851	626,945	70.0
Channel Islands	09 Mar 2020	28-Jan-22	11,067	-	30	-	0.3%	16,967		54,146	51,351	81.0
Jersey	10 Mar 2020	28-Jan-22	29,880	-	100	-	0.3%	32,903		82,107	78,042	77.2
Kazakhstan	13 Mar 2020	30-Jan-22	1,225,997	9,475	13,210	16	1.1%	6,622	-	9,166,291	8,735,902	46.0
Kosovo	13 Mar 2020	30-Jan-22	201,955	3,628	3,012	-	1.5%	11,256				
Uzbekistan	15 Mar 2020	30-Jan-22	221,919	1,104	1,561	3	0.7%	661		19,257,995	13,133,344	38.7
Greenland	16 Mar 2020	30-Jan-22	10,662	35	5	-	0.0%	18,963		41,174	38,347	67.4
Montenegro	17 Mar 2020	30-Jan-22	219,303	666	2,555	3	1.2%	35,250		286,815	277,525	44.2
Kyrgyzstan	18 Mar 2020	30-Jan-22	198,111	674	2,876	9	1.5%	3,068		1,326,564	996,234	15.0

	Isle of Man	19 Mar 2020	29-Jan-22	21,460	-	70	-	0.3%	25,371		69,145	66,103	77.4
	Tajikistan	30 Apr 2020	30-Jan-22	17,297	14	124	-	0.7%	186		4,372,260	3,601,882	36.9
MIDDLE EAST	UAE	29 Jan 2020	30-Jan-22	843,030	2,291	2,240	1	0.3%	8,628	59,654	9,890,349	9,296,928	93.1
	Iran	19 Feb 2020	30-Jan-22	6,344,179	21,996	132,424	44	2.1%	7,652	1,102	60,640,498	53,961,998	63.5
	Israel	21 Feb 2020	30-Jan-22	2,830,161	71,130	8,725	67	0.3%	31,261	46,420	6,690,347	6,084,739	65.5
	Lebanon	21 Feb 2020	30-Jan-22	914,929	7,105	9,590	14	1.0%	13,345	-	2,430,205	2,003,206	29.6
	Kuwait	24 Feb 2020	30-Jan-22	539,654	5,592	2,496	2	0.5%	12,827	8,109	3,363,551	3,252,071	75.1
	Oman	24 Feb 2020	30-Jan-22	336,460	5,693	4,134	-	1.2%	6,763		3,148,894	2,936,467	56.2
	Bahrain	24 Feb 2020	30-Jan-22	368,767	6,745	1,407	3	0.4%	22,470	21,792	1,222,439	1,192,679	68.2
	Iraq	24 Feb 2020	30-Jan-22	2,203,365	5,582	24,376	15	1.1%	5,605	853	9,194,935	6,270,286	15.2
	Qatar	29 Feb 2020	30-Jan-22	337,638	1,557	645	-	0.2%	11,922	-	2,360,308	2,218,292	75.7
	Saudi Arabia	02 Mar 2020	30-Jan-22	683,053	3,669	8,936	3	1.3%	1,993	5,646	25,517,272	23,656,978	66.9
	Jordan	02 Mar 2020	30-Jan-22	1,209,083	11,833	13,193	19	1.1%	11,969	4,572	4,568,137	4,185,382	40.8
	Palestine	05 Mar 2020	30-Jan-22	524,716	8,657	5,098	11	1.0%	11,199		2,079,315	1,530,174	29.3
	Syria	22 Mar 2020	30-Jan-22	51,284	54	2,984	2	5.8%	300		2,277,523	932,422	5.1
	Yemen	10 Apr 2020	30-Jan-22	10,919	21	2,011	4	18.4%	37		580,587	334,079	1.1
AFRICA	Egypt	14 Feb 2020	29-Jan-22	421,478	-	22,566	-	5.4%	420		37,848,068	26,217,949	25.2
	Algeria	25 Feb 2020	30-Jan-22	250,774	1,464	6,566	11	2.6%	582		7,247,787	5,796,432	13.0
	Nigeria	28 Feb 2020	29-Jan-22	253,001	-	3,135	-	1.2%	126	31	13,921,810	5,225,083	2.5
	Tunisia	02 Mar 2020	29-Jan-22	901,107	-	26,229	-	2.9%	7,705	2,580	7,093,969	6,217,064	52.1
	Morocco	02 Mar 2020	30-Jan-22	1,131,395	2,255	15,362	34	1.4%	3,102	814	24,744,892	23,159,603	62.0
	Senegal	02 Mar 2020	30-Jan-22	84,936	80	1,944	3	2.3%	521	125	1,316,775	963,489	5.6
	South Africa	05 Mar 2020	30-Jan-22	3,603,856	2,226	95,022	117	2.6%	6,154	618	19,563,985	16,574,467	27.6
	Cameroon	06 Mar 2020	30-Jan-22	36,487	18	268	1	0.7%	451	168	1,415,448	1,075,383	12.7
	Togo	06 Mar 2020	30-Jan-22	36,487	18	268	1	0.7%	451	168	1,415,448	1,075,383	12.7
	Burkina Faso	09 Mar 2020	28-Jan-22	20,611	-	366	-	1.8%	101	14	1,169,097	771,895	3.6
	Democratic Republic of Congo	10 Mar 2020	28-Jan-22	84,998	-	1,278	-	1.5%	98		371,176	209,949	0.2
	Ivory Coast	11 Mar 2020	29-Jan-22	80,623	-	784	-	1.0%	314	108	5,208,637	2,382,472	8.8
	Reunion	11 Mar 2020	25-Jan-22	180,531	-	500	-	0.3%	23,236				
	Ghana	13 Mar 2020	24-Jan-22	156,690	-	1,391	-	0.9%	515	139	6,877,682	3,138,206	9.9
	Guinea	13 Mar 2020	26-Jan-22	36,013	-	416	-	1.2%	282		3,453,176	1,867,426	13.8
	Gabon	13 Mar 2020	28-Jan-22	46,722	-	301	-	0.6%	2,151	1,354	284,889	234,169	10.3
	Sudan	13 Mar 2020	27-Jan-22	57,106	-	3,422	-	6.0%	133		3,194,518	1,436,636	3.2
	Kenya	13 Mar 2020	30-Jan-22	321,335	101	5,580	2	1.7%	611	140	6,469,965	5,380,151	9.8
	Ethiopia	13 Mar 2020	30-Jan-22	464,930	176	7,331	4	1.6%	415	183	9,372,021	1,600,543	1.4
	Central African Republic	14 Mar 2020	28-Jan-22	13,898	-	110	-	0.8%	293	45	530,449	505,201	10.3
	Seychelles	14 Mar 2020	27-Jan-22	36,559	-	149	-	0.4%	37,448		83,419	78,598	79.5
	Rwanda	14 Mar 2020	30-Jan-22	128,841	39	1,438	-	1.1%	1,020	1,274	8,507,727	6,949,580	52.3
	Namibia	14 Mar 2020	30-Jan-22	155,840	57	3,967	4	2.5%	6,247	549	418,004	356,763	13.8

Swaziland	14 Mar 2020	30-Jan-22	68,342	13	1,375	1	2.0%	5,952		366,076	330,127	28.2
Mauritania	14 Mar 2020	30-Jan-22	58,198	69	953	4	1.6%	1,286	1,263	1,462,711	975,826	20.4
Mayotte	14 Mar 2020	28-Jan-22	36,282	-	187	-	0.5%	22,813				
Equatorial Guinea	15 Mar 2020	28-Jan-22	15,802	-	182	-	1.2%	1,165	452	251,474	204,181	14.1
Republic of Congo	15 Mar 2020	27-Jan-22	23,653	-	371	-	1.6%	440		622,886	583,609	10.3
Benin	16 Mar 2020	26-Jan-22	26,450	-	163	-	0.6%	224	-	2,039,793	1,625,516	13.1
Liberia	16 Mar 2020	28-Jan-22	7,254	-	290	-	4.0%	147		1,017,128	984,421	19.0
Tanzania	16 Mar 2020	26-Jan-22	32,920	-	778	-	2.4%	57		2,545,391	1,716,894	2.8
Somalia	16 Mar 2020	24-Jan-22	25,388	-	1,335	-	5.3%	164		1,305,856	867,137	5.3
Gambia	17 Mar 2020	29-Jan-22	11,842	-	347	-	2.9%	504	230	317,855	304,688	12.3
Zambia	17 Mar 2020	30-Jan-22	304,922	266	3,915	1	1.3%	1,707	331	806,611	1,651,733	8.7
Mauritius	18 Mar 2020	28-Jan-22	25,803	-	762	-	3.0%	2,039		947,513	909,900	71.5
Djibouti	18 Mar 2020	30-Jan-22	15,451	11	189	-	1.2%	1,587		126,874	86,946	8.7
Niger	19 Mar 2020	29-Jan-22	8,648	-	298	-	3.4%	37		1,424,863	1,010,152	4.0
Chad	19 Mar 2020	24-Jan-22	7,073	-	190	-	2.7%	44	33	254,847	120,105	0.7
Zimbabwe	20 Mar 2020	30-Jan-22	229,415	82	5,333	-	2.3%	1,566	293	4,263,356	3,291,257	21.8
Cape Verde	20 Mar 2020	30-Jan-22	55,677	19	395	-	0.7%	10,124		321,577	268,046	47.7
Madagascar	20 Mar 2020	29-Jan-22	59,319	-	1,274	-	2.1%	220	-	817,386	767,113	2.7
Uganda	21 Mar 2020	28-Jan-22	161,693	-	3,527	-	2.2%	365	125	10,669,724	1,930,017	4.1
Eritrea	21 Mar 2020	30-Jan-22	9,525	17	98	1	1.0%	269				
Angola	21 Mar 2020	29-Jan-22	98,057	-	1,894	-	1.9%	308	148	9,713,546	4,731,866	13.9
Mozambique	22 Mar 2020	30-Jan-22	223,811	73	2,170	3	1.0%	737	492	10,759,191	9,022,900	28.1
Libya	24 Mar 2020	30-Jan-22	425,237	5,694	6,007	14	1.4%	6,274		2,012,448	975,651	14.0
Guinea-Bissau	25 Mar 2020	29-Jan-22	7,576	-	154	-	2.0%	394		396,327	24,133	1.2
Mali	25 Mar 2020	30-Jan-22	30,045	37	711	-	2.4%	153		1,021,729	630,636	3.0
Botswana	30 Mar 2020	27-Jan-22	250,746	-	2,580	-	1.0%	10,885	3,326	1,193,823	1,079,089	45.0
Sierra Leone	31 Mar 2020	30-Jan-22	7,622	7	125	-	1.6%	98		1,147,770	692,512	8.5
Burundi	31 Mar 2020	28-Jan-22	37,299	-	14	-	0.0%	323	376	6,400	6,016	0.1
Malawi	02 Apr 2020	30-Jan-22	84,420	31	2,558	1	3.0%	453	82	1,502,197	798,160	4.1
South Sudan	05 Apr 2020	29-Jan-22	16,779	-	137	-	0.8%	152	99	273,500	225,964	2.0
Sao Tome and Principe	06 Apr 2020	30-Jan-22	5,885	2	69	-	1.2%	2,736		88,983	61,405	27.5
Comoros	30 Apr 2020	30-Jan-22	7,832	3	160	-	2.0%	920		341,102	256,898	28.9
Lesotho	13May 2020	28-Jan-22	32,176	-	693	-	2.2%	1,514		745,528	735,610	34.1
			358,095,983	1,889,377	5,366,168	4,445	1.5%					

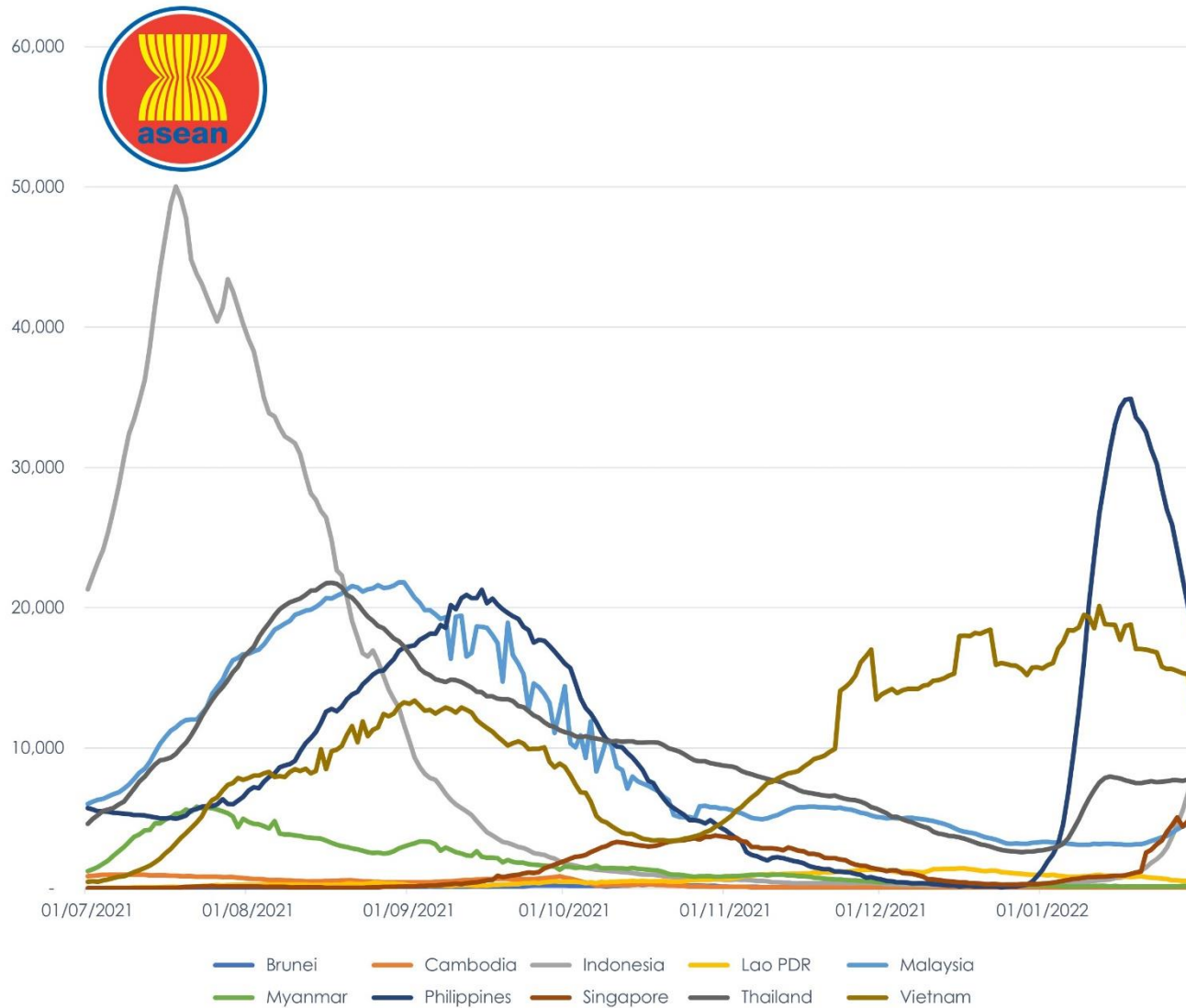
COVID-19 Epi curve among ASEAN Countries

as of 30 January 2022



7-Day Rolling Average of COVID-19 new cases: July 2021 to 2022

as of 30 January 2022

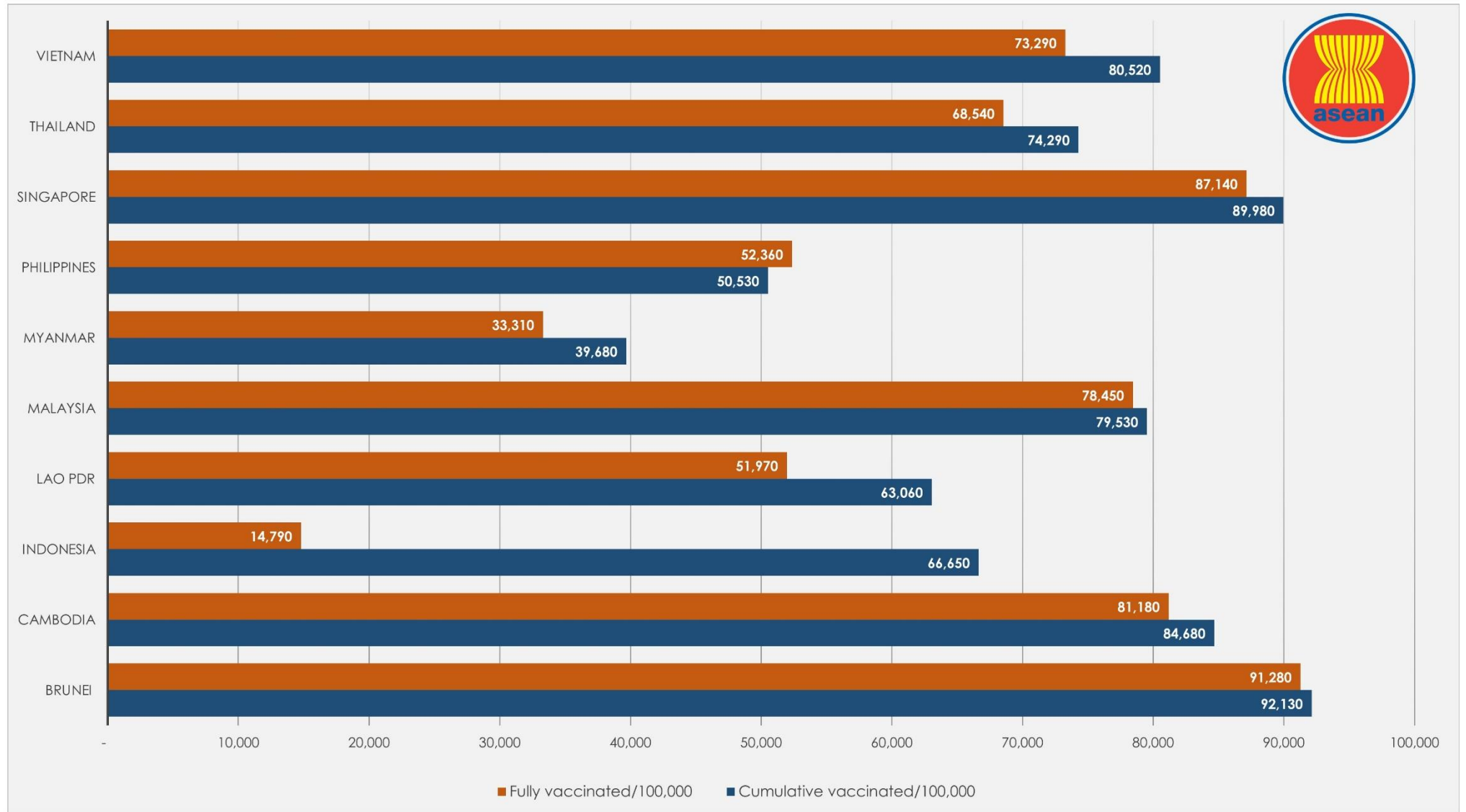


ASEAN Country	New Cases Rate of Change 7-Day Window*	P-value
Brunei	-1.35	0.547
Cambodia	0.4	0.31
Indonesia	953.32	0
Lao PDR	-34.21	0.002
Malaysia	189.98	0
Myanmar	6.54	0.009
Philippines	-1715.03	0
Singapore	146.34	0.169
Thailand	33.91	0.008
Vietnam	-321.39	0.052

**Beta coefficient of linear line of best fit; equal to the rate of change in the 7-day rolling average of new cases over the past 7 days (as of January 30, 2022)

COVID-19 Vaccination Status


as of 30 January 2022



Note: Philippine data on "Cumulative People Vaccinated" not updated

Outlook Assessment

as of 28 January 2022

 ASEAN MEMBER STATE	REQUIREMENT							
	At least 80% of the high-risk population has been vaccinated with at least one dose of a COVID-19 vaccine.		At least 65% of the total population has a level of immunity to COVID-19; either recovered from COVID-19 or have been vaccinated with at least one dose of a COVID-19 vaccine.		Case levels are generally low (a 7-day rolling average number of daily new cases that is <10 cases per 100,000, with each day's past-14-day test positivity is consistently <5%).		Government Policy on containment and health (strictness and comprehensiveness in COVID-19 related government policies)	
	% of High risk population fully vaccinated	Population vaccinated/day (7-day average)	% of Total population fully vaccinated	Population vaccinated/day (7-day average)	Daily cases/100,000	Test positivity last 14 days	Containment and health index score - Oxford COVID-19 Government Response Tracker (OxCGRT)	Change over the past 30 days
Brunei	≥90.0	Unknown	≥ 90.0	Unknown	8.60	Unknown	60.7/100	-7.2
Cambodia	≥90.0	0%/day	87.1	0.02%/day	0.21	Unknown	55.4/100	0.0
Indonesia	61.3	0.76%/day	15.7	Unknown	2.50	1.8	63.4/100	0.0
Lao PDR	≥90.0	0%/day	56.8	Unknown	7.34	18.9	62.9/100	0.0
Malaysia	≥90.0	0%/day	78.9	0.01%/day	12.00	3.1	64.9/100	+9.2
Myanmar	≥ 90.0	unknown-	34.5	Unknown	0.29	1.2	78.9/100	0.0
Philippines	≥90.0	0%/day	56.3	0.42%/day	18.67	unknown	78.3/100	-1.8
Singapore	≥90.0	0%/day	84.3	0.08%/day	71.01	unknown	74.4/100	+10.1
Thailand	≥90.0	0%/day	69.6	0.16%/day	11.14	10.7	56.5	+1.1
Vietnam	81.7	unknown	77.6	unknown	15.82	29.3	74.4/100	0.0



Report generated by
ASEAN Biodiaspora Virtual Center (ABVC)
 in collaboration with **Bluedot Inc.**
 Email: support@biodiaspora.org

