

COVID-19: Highlights and Situation Overview

Global Update

- Worldwide, there have been over 182 million cases and almost 4 million deaths attributed to COVID-19.

Regional Update

- Lao Ministry of Health confirmed on Wednesday (June 30) the country's first three cases of Delta variant of COVID-19 that were detected in southern Laos' Champasak province and were migrant laborers returning home from Thailand. Deputy Director General of the Department of Communicable Diseases Control under the Ministry of Health, told a press conference in Lao capital Vientiane today that 20 new cases of COVID-19 have been recorded over the past 24 hours, including 16 imported cases and four local transmissions.
- According to the Foreign Minister of Malaysia today (June 30), Brunei Darussalam is contributing ventilators and Polymerase Chain Reaction (PCR) COVID-19 test kits worth RM1.7 million to Malaysia. He added that the ventilators and test kits will be placed at government hospitals in Labuan, Sabah and Sarawak from next month. Malaysia is highly appreciative of Brunei's continuous support in curbing the pandemic.

Vaccine Update

- Vietnam's health ministry said in a statement on Tuesday it had approved Moderna COVID-19 vaccine for emergency use, making it the country's fifth vaccine to be approved as authorities seek to accelerate an inoculation programme.
- Singapore on Tuesday (June 29) shortened the interval between the first and second doses of the COVID-19 vaccine to four weeks, as part of efforts to ensure that more of the population will be fully vaccinated earlier. All eligible individuals who make their vaccination appointments from Tuesday onwards will be able to schedule their first and second dose appointments four weeks apart. Those who have already received their first dose and have their second dose appointments currently scheduled for six to eight weeks later can rebook and bring forward their second dose appointment to four weeks from their first dose appointment. According to the Ministry of Health, more than 5.3 million doses of the COVID-19 vaccine have been administered as of June 28. About 3.3 million individuals, about 60% of Singapore's population, have received at least the first dose of the vaccine meanwhile, a total of 2.1 million individuals have received their second dose.

Travel Advisories (new update/s)

- Singapore: Singapore announced today (June 30) about tighter COVID-19 border measures for travellers from Australia due to the increase in the number of cases there. Starting 11.59PM on Friday (July 2), Singaporeans, permanent residents and long-term pass holders who have travel history to Australia in the past 21 days before departure to Singapore will have to do a COVID-19 polymerase chain reaction (PCR) test upon arrival in Singapore. Travellers will then have to undergo a seven-day stay-home notice at their residence, and take another PCR test before the end of their stay-home notice period. However, short-term travellers holding an Air Travel Pass (ATP) with travel history to Australia within the past 21 days before their departure to Singapore will not be allowed to enter Singapore.

Meanwhile, the Ministry of Health (MOH) also said that travellers from China's Guangdong province will not have to serve a stay-home notice period if they tested negative for COVID-19 upon arrival.

Cases and Deaths as of 30 June 2021

- As of 30 June 2021 (2PM, GMT+8), worldwide, there were **182,886,840** confirmed cases, including **33,955,703** deaths. Globally, Case Fatality Rate (CFR) is **2.2**.
- In **China**, there were **118,495** confirmed cases with **5,490** deaths, including deaths in Hong Kong (211) and Taiwan (643). Confirmed cases in China include confirmed cases in Hong Kong (11,922), Macau (54), and Taiwan (14,748).
- 4,850,761 confirmed cases** of COVID-19 have been reported in the ASEAN region with a total of **93,674 deaths**, with a CFR of **1.9**.

REGION	COUNTRY	FIRST CONFIRMED CASE(S)	LATEST REPORT ON CONFIRMED CASE(S)	TOTAL CONFIRMED CASES	NEW CASES (7-DAY ROLLING AVERAGE)	TOTAL DEATHS	NEW DEATHS (7-DAY ROLLING AVERAGE)	CASE FATALITY RATE	CUMULATIVE CASES/ 100,000	NUMBER OF TESTS LAST 14 DAYS/ 100,000	CUMULATIVE VACCINATED	CUMULATIVE FULLY VACCINATED	FULLY VACCINATED / 100,000
ASEAN REGION	Brunei	10 Mar 20	26-Jun-21	259	-	3	-	1.2%	60		63,432	13,039	2,980
	Cambodia	27 Jan 20	29-Jun-21	49,255	723 (733)	575	19	1.2%	299	557	4,019,751	2,938,144	17,570
	Indonesia	02 Mar 20	29-Jun-21	2,156,465	20,467 (19,765)	58,024	463	2.7%	797	363	27,419,898	13,182,034	4,820
	Lao PDR	24 Mar 20	28-Jun-21	2,110	(6)	3	-	0.1%	29	223	886,238	530,029	7,290
	Malaysia	25 Jan 20	29-Jun-21	745,703	6,437 (5,706)	5,108	107	0.7%	2,334	2,401	5,463,128	2,130,051	6,580
	Myanmar	23 Mar 20	29-Jun-21	155,697	1,312 (921)	3,320	11	2.1%	288	76	1,772,177	1,222,723	2,250
	Philippines	30 Jan 20	29-Jun-21	1,408,058	4,470 (5,738)	24,557	101	1.7%	1,302	504	7,538,128	2,527,286	2,310
	Singapore	23 Jan 20	29-Jun-21	62,563	10 (16)	36	-	0.1%	1,097	14,003	2,971,570	2,057,436	35,170
	Thailand	13 Jan 20	29-Jun-21	254,515	4,662 (4,164)	1,970	36	0.8%	366	370	6,721,038	2,695,394	3,860
	Vietnam	23 Jan 20	29-Jun-21	16,136	396 (358)	78	2	0.5%	17	62	3,324,110	172,994	180
				4,850,761	38,477	93,674	739	1.9%					

- 177,917,584 confirmed cases** of COVID-19 have been reported in **222 countries/states** (other than China, Hong Kong, Taiwan, Macau, and ASEAN countries):

REGION	COUNTRY	FIRST CONFIRMED CASE(S)	LATEST REPORT ON CONFIRMED CASE(S)	TOTAL CONFIRMED CASES	NEW CASES	TOTAL DEATHS	NEW DEATHS	CASE FATALITY RATE	CUMULATIVE CASES/ 100,000	NUMBER OF TESTS LAST 14 DAYS/ 100,000	CUMULATIVE IMMUNIZED	CUMULATIVE FULLY VACCINATED	FULLY VACCINATED/ 100,000
ASIA PACIFIC	Japan	16 Jan 2020	29-Jun-21	798,129	1,050	14,678	19	1.8%	632	579	28,049,718	13,786,436	10,900
	South Korea	20 Jan 2020	29-Jun-21	156,167	595	2,017	2	1.3%	302	645	15,304,120	4,758,395	9,280
	Nepal	24 Jan 2020	29-Jun-21	636,916	1,728	9,071	20	1.4%	2,226	249	2,587,873	752,110	2,580
	Australia	25 Jan 2020	29-Jun-21	30,562	33	910	-	3.0%	119	3,543	6,152,645	1,222,021	4,790
	Sri Lanka	27 Jan 2020	29-Jun-21	256,828	1,320	3,026	41	1.2%	1,178	1,101	2,605,558	900,519	4,210
	India	30 Jan 2020	29-Jun-21	30,361,699	45,699	398,484	816	1.3%	2,222	1,829	265,545,768	55,877,810	4,050

	Afghanistan	24 Feb 2020	28-Jun-21	117,158	-	4,794	-	4.1%	308		649,434	186,260	480
	Pakistan	26 Feb 2020	29-Jun-21	956,392	735	22,254	23	2.3%	442	263	10,833,547	3,566,547	1,610
	New Zealand	28 Feb 2020	29-Jun-21	2,741	3	26	-	0.9%	56	1,452	637,847	381,517	7,910
	Bhutan	05 Mar 2020	29-Jun-21	2,076	14	1	-	0.0%	272	-	484,751		
	Maldives	07 Mar 2020	29-Jun-21	73,660	178	210	1	0.3%	13,873	7,635	316,497	188,788	34,930
	Bangladesh	08 Mar 2020	28-Jun-21	896,770	-	14,276	-	1.6%	550	203	5,823,245	4,276,317	2,600
	Mongolia	10 Mar 2020	29-Jun-21	113,232	1,727	548	15	0.5%	3,511	2,588	1,981,613	1,738,389	53,030
	Turkey	10 Mar 2020	29-Jun-21	5,420,156	5,846	49,687	53	0.9%	6,497	3,454	33,934,402	15,004,315	17,790
	French Polynesia	12 Mar 2020	28-Jun-21	19,003	-	142	-	0.7%	6,804		67,913	57,571	20,490
	Guam	15 Mar 2020	28-Jun-21	8,344	-	140	-	1.7%	4,988		101,377	89,490	53,990
	New Caledonia	17 Mar 2020	20-Jun-21	129	-	-	-	0.0%	45		56,691	47,992	16,810
	Fiji	18 Mar 2020	29-Jun-21	4,144	312	21	4	0.5%	466	-	256,018	17,990	2,010
	Papua New Guinea	21 Mar 2020	23-Jun-21	17,098	-	173	-	1.0%	195	-	44,327		
	Timor Leste	21 Mar 2020	29-Jun-21	9,118	63	22	1	0.2%	705		166,148	23,118	1,750
	Northern Mariana Islands	28 Mar 2020	28-May-21	183	-	2	-	1.1%	320		29,357	26,343	46,310
	North Korea	24 Jul 2020	25-Jul-20	1	-	-	-	0.0%	0				
	Solomon Islands	03 Oct 2020	16-Apr-21	20	-	-	-	0.0%	3		18,042	3,427	500
	Wallis et Futuna	17 Oct 2020	06-May-21	445	-	7	-	1.6%	2,777		4,532	4,302	38,250
	Marshall Islands	26 Oct 2020	17-Nov-20	4	-				7		18,160	15,689	26,860
	Vanuatu	11 Nov 2020	21-Apr-21	4	-	1	-	25.0%	1		7,462		
	Samoa	18 Nov 2020	12-Feb-21	3	-	-	-	0.0%	2		43,983	1,195	600
	Micronesia	11 Jan 2021	11-Jan-21	1	-				1		29,803	24,897	24,020
	Palau	31 May 2021	14-Jun-21	2	-	-	-	0.0%	11		14,176	13,098	73,140
AMERICAS	USA	21 Jan 2020	29-Jun-21	34,523,883	12,247	619,889	294	1.8%	10,518	1,645	179,615,165	153,776,118	45,980
	Canada	25 Jan 2020	29-Jun-21	1,414,578	501	26,269	31	1.9%	3,722	2,140	25,610,293	10,589,254	28,060
	Brazil	26 Feb 2020	28-Jun-21	18,455,036	-	514,427	-	2.8%	8,715	-	71,291,563	25,622,366	12,050

Mexico	28 Feb 2020	28-Jun-21	2,507,453	-	232,608	-	9.3%	1,965	120	30,078,813	18,953,253	14,700
Saint Martin	01 Mar 2020	24-Jun-21	2,276	-	12	-	0.5%	5,989				
Ecuador	01 Mar 2020	28-Jun-21	455,743	-	21,523	-	4.7%	2,623	218	2,701,284	1,322,723	7,500
Dominican Republic	01 Mar 2020	28-Jun-21	323,650	-	3,801	-	1.2%	3,014	541	4,851,699	2,731,358	25,180
Chile	03 Mar 2020	29-Jun-21	1,553,774	2,637	32,489	35	2.1%	8,198	4,025	12,521,570	10,330,751	54,040
Argentina	03 Mar 2020	29-Jun-21	4,447,701	24,065	93,668	526	2.1%	9,897	520	15,993,494	3,958,086	8,760
Peru	05 Mar 2020	28-Jun-21	2,049,567	-	192,163	-	9.4%	6,304	276	4,243,361	2,913,726	8,840
Costa Rica	06 Mar 2020	28-Jun-21	364,304	-	4,648	-	1.3%	7,217	1,735	1,535,967	795,063	15,610
Colombia	06 Mar 2020	28-Jun-21	4,187,194	-	105,326	-	2.5%	8,318	2,688	11,128,130	6,137,238	12,060
French Guiana	06 Mar 2020	28-Jun-21	27,318	-	143	-	0.5%	13,973				
Martinique	06 Mar 2020	22-Jun-21	12,264	-	98	-	0.8%	2,833				
Paraguay	07 Mar 2020	28-Jun-21	419,764	-	12,641	-	3.0%	5,959	986	485,010	130,592	1,830
Panama	10 Mar 2020	28-Jun-21	401,332	-	6,529	-	1.6%	9,451	2,234	994,064	523,985	12,140
Bolivia	10 Mar 2020	28-Jun-21	435,568	-	16,631	-	3.8%	3,783	888	1,788,228	662,282	5,670
Honduras	11 Mar 2020	27-Jun-21	260,331	-	6,922	-	2.7%	2,671		625,910	58,125	590
Cuba	11 Mar 2020	29-Jun-21	188,023	3,080	1,270	17	0.7%	1,659	3,264	2,689,157	961,917	8,490
Guyana	11 Mar 2020	28-Jun-21	19,891	-	466	-	2.3%	2,541		230,486	104,605	13,300
Jamaica	12 Mar 2020	29-Jun-21	50,080	26	1,065	4	2.1%	1,699	1,179	172,958	77,025	2,600
St Vincent and the Grenadines	12 Mar 2020	27-Jun-21	2,219	-	12	-	0.5%	2,007		18,417		
Saint Lucia	13 Mar 2020	28-Jun-21	5,284	-	84	-	1.6%	2,891		30,623	21,732	11,830
Trinidad and Tobago	13 Mar 2020	29-Jun-21	32,528	185	833	11	2.6%	2,332	730	211,363	72,653	5,190
Venezuela	13 Mar 2020	28-Jun-21	270,654	-	3,084	-	1.1%	949		1,223,130	223,858	790
Guatemala	13 Mar 2020	28-Jun-21	291,977	-	9,089	-	3.1%	1,758	392	764,745	157,815	880
Uruguay	13 Mar 2020	28-Jun-21	366,915	-	5,524	-	1.5%	10,599	5,490	2,210,426	1,564,844	45,050
Curacao	13 Mar 2020	28-Jun-21	12,332	-	126	-	1.0%	7,828		88,632	78,310	47,720
Puerto Rico	13 Mar 2020	28-Jun-21	273,842	-	2,547	-	0.9%	8,574		1,868,064	1,461,744	45,770
Suriname	13 Mar 2020	28-Jun-21	21,360	-	512	-	2.4%	3,674		157,982	34,993	5,970
Antigua and Barbuda	13 Mar 2020	04-Jun-21	1,263	-	42	-	3.3%	1,300		36,187	27,744	28,330
Guadeloupe	13 Mar 2020	23-Jun-21	16,881	-	230	-	1.4%	3,811				

Cayman Islands	13 Mar 2020	28-Jun-21	614	-	2	-	0.3%	945		48,262	44,793	68,160	
Aruba	14 Mar 2020	28-Jun-21	11,132	-	107	-	1.0%	10,471		67,457	58,418	54,720	
Bahamas	15 Mar 2020	25-Jun-21	12,467	-	245	-	2.0%	3,201		54,199	25,047	6,370	
US Virgin Islands	16 Mar 2020	28-Jun-21	3,850	-	30	-	0.8%	3,611		40,939	34,884	33,320	
Sint Maarten	17 Mar 2020	28-Jun-21	2,613	-	33	-	1.3%	6,415		21,130	17,160	40,020	
Montserrat	17 Mar 2020	14-Feb-21	20	-	1	-	5.0%	214		1,411	1,229	24,580	
Barbados	17 Mar 2020	29-Jun-21	4,079	2	47	-	1.2%	1,421		95,023	69,686	24,250	
El Salvador	18 Mar 2020	28-Jun-21	78,766	-	2,376	-	3.0%	1,221	-	1,585,582	1,089,023	16,790	
Nicaragua	18 Mar 2020	22-Jun-21	7,920	-	189	-	2.4%	121		167,500			
Bermuda	18 Mar 2020	25-Jun-21	2,510	-	33	-	1.3%	3,927		41,662	36,751	59,020	
Haiti	19 Mar 2020	28-Jun-21	18,460	-	420	-	2.3%	164					
Dominica	22 Mar 2020	26-Jun-21	193	-	-	-	0.0%	269		20,302	19,007	26,400	
Grenada	22 Mar 2020	12-May-21	161	-	1	-	0.6%	144		19,521	11,973	10,640	
Belize	23 Mar 2020	28-Jun-21	13,189	-	329	-	2.5%	3,379	1,576	79,993	26,017	6,540	
Turks and Caicos Islands	23 Mar 2020	20-Jun-21	2,424	-	18	-	0.7%	6,347		22,700	15,410	39,800	
Saint Kitts and Nevis	24 Mar 2020	28-Jun-21	439	-	3	-	0.7%	831		22,656	15,350	28,860	
British Virgin Islands	25 Mar 2020	23-Jun-21	298	-	1	-	0.3%	992		12,562	8,841	29,240	
Anguilla	26 Mar 2020	11-May-21	109	-	-	-	0.0%	822		9,264	6,525	43,490	
Caribbean Netherlands	01 Apr 2020	27-Jun-21	1,640	-	17	-	1.0%	9,105		5,726	1,665	6,350	
Falkland Islands	03 Apr 2020	22-Apr-21	63	-	-	-	0.0%	2,388		2,632	1,775	50,960	
Saint Pierre and Miquelon	05 Apr 2020	16-Jun-21	26	-	-	-	0.0%	371					
Saint Barthelemy	25 Jul 2020	20-May-21	1,005	-	1	-	0.1%	11,893					
EUROPE	France	24 Jan 2020	29-Jun-21	5,772,844	2,314	111,057	45	1.9%	8,608		33,378,429	19,635,928	29,060
	Germany	27 Jan 2020	29-Jun-21	3,748,211	635	91,362	33	2.4%	4,509	852	44,886,784	29,803,258	35,570
	Finland	29 Jan 2020	29-Jun-21	95,387	219	969	-	1.0%	1,728	2,273	3,227,042	986,115	17,800
	Italy	30 Jan 2020	29-Jun-21	4,259,133	677	127,542	42	3.0%	7,064	3,833	33,582,287	18,092,767	29,920
	Russian Federation	31 Jan 2020	29-Jun-21	5,493,557	20,616	134,545	652	2.4%	3,805	3,711	21,790,363	16,983,015	11,640
	Spain	31 Jan 2020	29-Jun-21	3,799,733	7,091	80,829	40	2.1%	8,071	1,310	24,792,784	16,609,913	35,530

Sweden	31 Jan 2020	27-Jun-21	1,089,743	-	14,626	-	1.3%	10,595		4,507,250	2,721,752	26,950
United Kingdom of Great Britain	31 Jan 2020	29-Jun-21	4,775,301	20,223	128,126	23	2.7%	7,145	18,347	44,454,511	32,583,746	48,000
Belgium	05 Feb 2020	29-Jun-21	1,083,478	1,002	25,168	8	2.3%	9,435	4,132	7,013,433	3,899,422	33,650
Switzerland	25 Feb 2020	29-Jun-21	702,875	129	10,887	2	1.5%	8,197	2,621	4,305,780	2,930,845	33,860
Austria	25 Feb 2020	29-Jun-21	650,353	29	10,700	-	1.6%	7,326	58,728	4,692,442	2,949,027	32,740
Croatia	25 Feb 2020	29-Jun-21	359,736	70	8,205	3	2.3%	8,844	1,263	1,482,581	1,062,459	25,880
Norway	26 Feb 2020	29-Jun-21	130,812	68	792	-	0.6%	2,446	3,052	2,495,201	1,544,244	28,490
Romania	26 Feb 2020	29-Jun-21	1,080,740	73	33,605	294	3.1%	5,583	947	4,702,086	4,503,114	23,410
Estonia	26 Feb 2020	29-Jun-21	131,028	45	1,269	-	1.0%	9,877	2,979	555,280	383,480	28,910
Georgia	26 Feb 2020	29-Jun-21	365,068	1,194	5,297	22	1.5%	9,813	7,580	254,737	94,740	2,370
North Macedonia	26 Feb 2020	29-Jun-21	155,682	6	5,484	-	3.5%	7,472	1,798	295,780	214,571	10,300
Greece	26 Feb 2020	29-Jun-21	421,829	563	12,676	13	3.0%	3,936	2,811	4,762,181	3,666,080	35,170
Denmark	27 Feb 2020	29-Jun-21	293,337	243	2,534	1	0.9%	5,041	15,910	3,281,015	1,884,244	32,530
San Marino	27 Feb 2020	29-Jun-21	5,091	-	90	-	1.8%	15,035		22,322	22,322	65,770
Lithuania	27 Feb 2020	29-Jun-21	278,726	37	4,381	-	1.6%	10,001	2,927	1,231,196	1,004,386	36,890
Netherlands	27 Feb 2020	29-Jun-21	1,684,366	538	17,745	4	1.1%	9,718	538	9,319,051	5,467,420	31,910
Azerbaijan	27 Feb 2020	28-Jun-21	335,874	-	4,970	-	1.5%	3,351	1,054	2,139,001	1,210,034	11,930
Belarus	28 Feb 2020	29-Jun-21	416,275	495	3,132	10	0.8%	4,397	2,323	699,141	369,272	3,910
Iceland	28 Feb 2020	28-Jun-21	6,646	-	30	-	0.5%	1,839	-	258,852	177,540	52,030
Ireland	28 Feb 2020	29-Jun-21	271,931	342	4,989	-	1.8%	5,503	-	2,349,219	1,000,000	20,250
Monaco	29 Feb 2020	29-Jun-21	2,576	1	33	-	1.3%	6,611		19,842	16,767	42,730
Czech Republic	01 Mar 2020	29-Jun-21	1,667,115	168	30,298	-	1.8%	15,625		4,994,613	3,101,617	28,960
Luxembourg	01 Mar 2020	29-Jun-21	70,695	53	818	-	1.2%	11,404	11,405	328,962	198,634	31,730
Armenia	01 Mar 2020	29-Jun-21	224,967	116	4,514	4	2.0%	7,606	1,099	46,503		
Latvia	02 Mar 2020	29-Jun-21	137,329	89	2,508	5	1.8%	7,180	4,247	646,816	521,588	27,650
Portugal	02 Mar 2020	29-Jun-21	877,195	1,746	17,092	6	1.9%	8,542	6,107	5,386,835	3,209,331	31,470
Andorra	02 Mar 2020	29-Jun-21	13,900	18	127	-	0.9%	18,019	1,435	38,667	24,598	31,840
Liechtenstein	03 Mar 2020	28-Jun-21	3,034	-	59	-	1.9%	7,980	4,385	18,935	12,418	32,560
Ukraine	03 Mar 2020	29-Jun-21	2,234,463	182	52,300	5	2.3%	5,034	582	1,912,469	589,362	1,350
Slovenia	04 Mar 2020	29-Jun-21	257,287	35	4,419	-	1.7%	12,322	1,029	815,838	650,978	31,310

	Hungary	04 Mar 2020	29-Jun-21	808,076	34	29,991	2	3.7%	8,271	1,234	5,477,405	4,874,076	50,450
	Poland	04 Mar 2020	29-Jun-21	2,879,811	122	75,005	26	2.6%	7,584	1,157	16,716,871	12,810,211	33,850
	Faroe Islands	04 Mar 2020	27-Jun-21	772	-	1	-	0.1%	1,586		28,060	18,814	38,500
	Bosnia and Herzegovina	05 Mar 2020	29-Jun-21	205,004	13	9,663	5	4.7%	6,210	619	301,801	154,720	4,720
	Gibraltar	05 Mar 2020	29-Jun-21	4,348	2	94	-	2.2%	12,902		39,211	38,836	115,270
	Slovakia	06 Mar 2020	29-Jun-21	391,609	43	12,510	1	3.2%	7,180	10,568	2,007,665	1,528,755	28,000
	Serbia	06 Mar 2020	29-Jun-21	716,458	73	7,043	4	1.0%	10,316	1,500	2,693,998	2,452,243	36,040
	Vatican City	06 Mar 2020	17-Oct-20	27	-	-	-	0.0%	2,932				
	Malta	07 Mar 2020	29-Jun-21	30,618	6	420	-	1.4%	6,091	3,249	357,171	315,768	71,520
	Moldova	07 Mar 2020	29-Jun-21	256,669	55	6,191	4	2.4%	9,658	1,726	435,687	261,224	6,480
	Bulgaria	08 Mar 2020	29-Jun-21	421,751	105	18,049	9	4.3%	6,046	2,035	944,704	790,971	11,380
	Albania	09 Mar 2020	29-Jun-21	132,514	1	2,456	-	1.9%	4,643	-	547,300	396,139	13,770
	Cyprus	09 Mar 2020	28-Jun-21	75,099	-	374	-	0.5%	6,266	38,927	453,823	324,112	37,000
	Channel Islands	09 Mar 2020	28-Jun-21	837	-	17	-	2.0%	1,283		32,969	13,618	20,310
	Jersey	10 Mar 2020	29-Jun-21	3,485	29	69	-	2.0%	3,838		69,246	51,963	51,410
	Kazakhstan	13 Mar 2020	29-Jun-21	421,121	1,321	4,336	20	1.0%	2,275	-	3,165,155	1,905,062	10,150
	Kosovo	13 Mar 2020	29-Jun-21	107,700	4	2,248	-	2.1%	6,003				
	Uzbekistan	15 Mar 2020	29-Jun-21	110,190	498	733	2	0.7%	328		1,623,764	1,002,919	3,000
	Greenland	16 Mar 2020	22-Jun-21	50	-	-	-	0.0%	89		25,298	10,453	18,410
	Montenegro	17 Mar 2020	29-Jun-21	100,230	26	1,610	1	1.6%	16,111		150,031	136,296	21,700
	Kyrgyzstan	18 Mar 2020	29-Jun-21	123,038	1,092	1,992	10	1.6%	1,906		99,900	73,800	1,130
	Isle of Man	19 Mar 2020	27-Jun-21	1,608	-	29	-	1.8%	1,901		63,236	41,018	48,240
	Tajikistan	30 Apr 2020	29-Jun-21	13,460	21	90	-	0.7%	144		116,341	15,734	160
MIDDLE EAST	UAE	29 Jan 2020	29-Jun-21	631,160	2,184	1,807	5	0.3%	6,460	34,434	5,081,853	3,836,521	38,790
	Iran	19 Feb 2020	29-Jun-21	3,192,809	12,717	84,127	142	2.6%	3,851	1,934	4,013,642	955,000	1,140
	Israel	21 Feb 2020	28-Jun-21	841,196	-	6,430	-	0.8%	9,292	5,607	5,566,179	5,163,037	59,650
	Lebanon	21 Feb 2020	28-Jun-21	544,520	-	7,845	-	1.4%	7,943	1,928	870,901	414,486	6,070
	Kuwait	24 Feb 2020	28-Jun-21	353,133	-	1,943	-	0.6%	8,394	2,473	2,875,000	38,000	890
	Oman	24 Feb 2020	29-Jun-21	266,536	2,234	3,056	43	1.1%	5,358		854,274	213,569	4,180
	Bahrain	24 Feb 2020	29-Jun-21	265,643	166	1,351	3	0.5%	16,186	10,429	1,054,837	979,113	57,540
	Iraq	24 Feb 2020	29-Jun-21	1,338,604	6,558	17,156	35	1.3%	3,405	1,015	548,696	256,667	640
	Qatar	29 Feb 2020	29-Jun-21	221,953	143	588	-	0.3%	7,837	2,297	1,689,837	1,385,538	48,090
	Saudi Arabia	02 Mar 2020	29-Jun-21	486,106	1,567	7,804	15	1.6%	1,419	3,124			

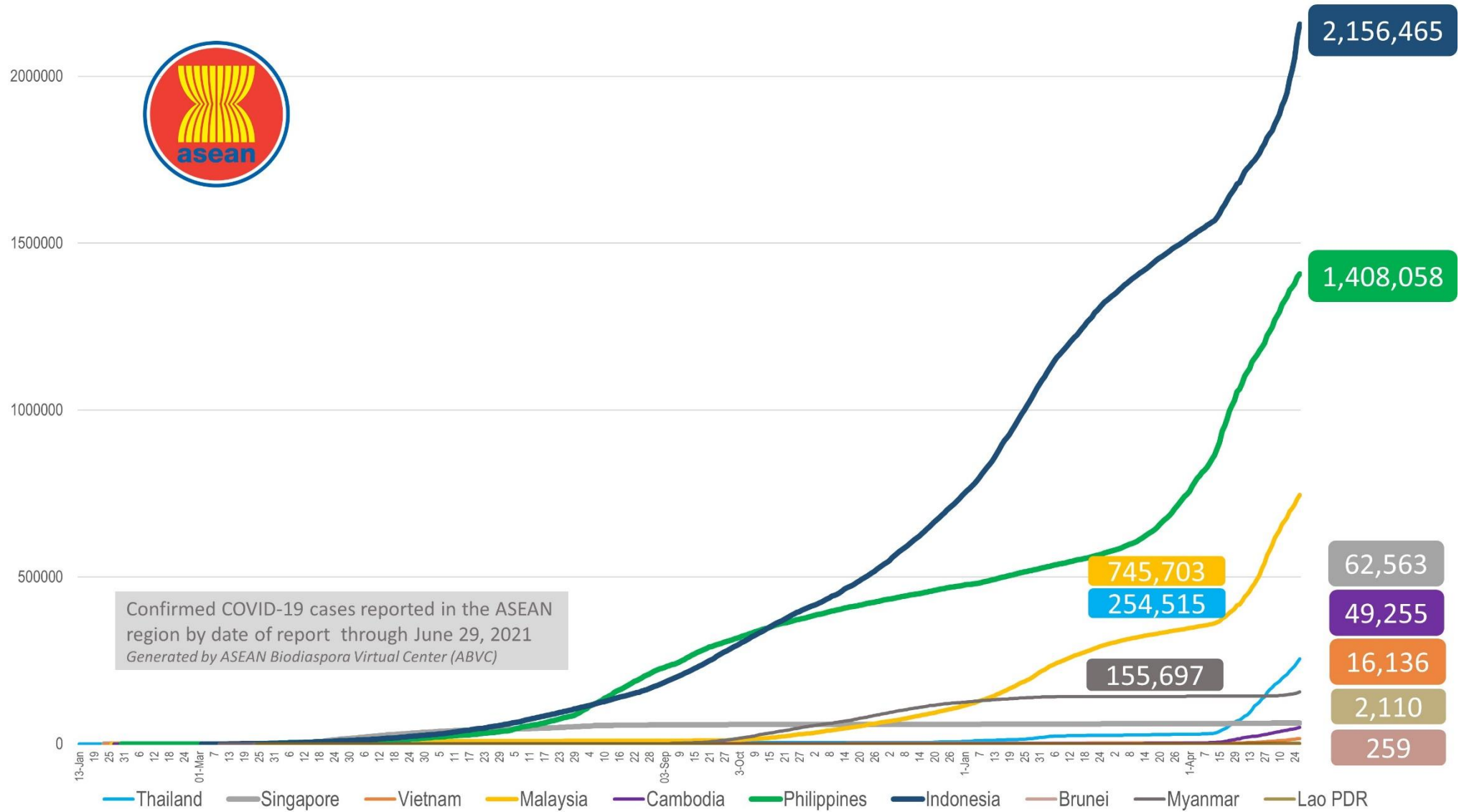
AFRICA

Jordan	02 Mar 2020	28-Jun-21	750,389	-	9,737	-	1.3%	7,428	2,126	2,371,379	1,246,619	12,220
Palestine	05 Mar 2020	28-Jun-21	342,692	-	3,829	-	1.1%	7,314		490,082	351,487	6,890
Syria	22 Mar 2020	29-Jun-21	25,479	37	1,873	3	7.4%	149		102,319	5,957	30
Yemen	10 Apr 2020	29-Jun-21	6,918	9	1,361	-	19.7%	24		268,753		
Egypt	14 Feb 2020	28-Jun-21	280,770	-	16,125	-	5.7%	280		3,489,503	763,894	750
Algeria	25 Feb 2020	29-Jun-21	139,229	389	3,708	9	2.7%	323		2,500,000		
Nigeria	28 Feb 2020	28-Jun-21	167,532	-	2,119	-	1.3%	83	34	2,099,568	1,005,234	490
Tunisia	02 Mar 2020	29-Jun-21	414,182	5,251	14,843	106	3.6%	3,542	967	1,251,903	513,328	4,340
Morocco	02 Mar 2020	29-Jun-21	530,585	690	9,292	9	1.8%	1,455	296	9,908,882	8,954,030	24,260
Senegal	02 Mar 2020	29-Jun-21	42,957	28	1,166	2	2.7%	264	86	515,344	149,482	890
South Africa	05 Mar 2020	29-Jun-21	1,954,466	13,347	60,264	226	3.1%	3,338	1,096	2,787,996	479,771	810
Cameroon	06 Mar 2020	22-Jun-21	80,487	-	1,320	-	1.6%	311		88,333	21,991	80
Togo	06 Mar 2020	29-Jun-21	13,881	35	129	1	0.9%	172	105	270,784	76,462	920
Burkina Faso	09 Mar 2020	28-Jun-21	13,479	-	168	-	1.2%	66		25,833		
Democratic Republic of Congo	10 Mar 2020	29-Jun-21	40,836	397	924	8	2.3%	47		44,840	8,016	10
Ivory Coast	11 Mar 2020	28-Jun-21	48,203	-	313	-	0.6%	187	65	745,327		
Reunion	11 Mar 2020	23-Jun-21	29,502	-	226	-	0.8%	3,797				
Ghana	13 Mar 2020	24-Jun-21	95,642	-	795	-	0.8%	314	72	852,047	380,829	1,230
Guinea	13 Mar 2020	29-Jun-21	23,753	9	169	-	0.7%	186		382,506	148,636	1,130
Gabon	13 Mar 2020	25-Jun-21	24,984	-	159	-	0.6%	1,150		37,888	11,458	510
Sudan	13 Mar 2020	29-Jun-21	36,658	-	2,754	-	7.5%	86		550,291	121,132	280
Kenya	13 Mar 2020	29-Jun-21	183,603	719	3,621	9	2.0%	349	-	1,003,204	289,800	540
Ethiopia	13 Mar 2020	29-Jun-21	276,037	63	4,320	5	1.6%	246	53	1,894,717		
Central African Republic	14 Mar 2020	29-Jun-21	7,141	-	98	-	1.4%	150		78,137		
Seychelles	14 Mar 2020	29-Jun-21	15,579	-	68	-	0.4%	15,958		70,671	67,305	68,440
Rwanda	14 Mar 2020	29-Jun-21	38,198	814	431	4	1.1%	303	824	350,400	228,169	1,760
Namibia	14 Mar 2020	28-Jun-21	86,649	-	1,445	-	1.7%	3,474	1,236	117,632	23,532	930
Swaziland	14 Mar 2020	29-Jun-21	19,084	-	678	-	3.6%	1,662		37,231	10,392	900
Mauritania	14 Mar 2020	28-Jun-21	20,676	-	487	-	2.4%	457	-	135,460	6,902	150
Mayotte	14 Mar 2020	25-Jun-21	19,405	-	174	-	0.9%	12,201				
Equatorial Guinea	15 Mar 2020	26-Jun-21	8,723	-	121	-	1.4%	643		149,185	111,343	7,940
Republic of Congo	15 Mar 2020	25-Jun-21	12,485	-	165	-	1.3%	232		102,642		
Benin	16 Mar 2020	22-Jun-21	8,170	-	104	-	1.3%	69	-	36,188	9,920	80
Liberia	16 Mar 2020	28-Jun-21	3,794	-	123	-	3.2%	77		79,670	2,542	50
Tanzania	16 Mar 2020	08-May-20	509	-	21	-	4.1%	1				
Somalia	16 Mar 2020	28-Jun-21	14,933	-	775	-	5.2%	97		137,981	66,195	420
Gambia	17 Mar 2020	26-Jun-21	6,069	-	181	-	3.0%	259	-	30,688	10,389	430

Zambia	17 Mar 2020	29-Jun-21	152,056	2,395	2,138	47	1.4%	851	801	142,125	9,080	50
Mauritius	18 Mar 2020	26-Jun-21	1,833	-	18	-	1.0%	145		486,034	220,914	17,370
Djibouti	18 Mar 2020	27-Jun-21	11,601	-	155	-	1.3%	1,192		12,547	8,810	890
Niger	19 Mar 2020	28-Jun-21	5,480	-	193	-	3.5%	24		224,803	30,784	130
Chad	19 Mar 2020	23-Jun-21	4,951	-	174	-	3.5%	31		8,981		
Zimbabwe	20 Mar 2020	28-Jun-21	47,284	-	1,749	-	3.7%	323	229	756,291	518,968	3,490
Cape Verde	20 Mar 2020	28-Jun-21	32,399	-	286	-	0.9%	5,891		76,390	6,061	1,090
Madagascar	20 Mar 2020	29-Jun-21	42,207	13	911	2	2.2%	157	11	197,001		
Uganda	21 Mar 2020	27-Jun-21	79,434	-	989	-	1.2%	179	132	854,232	4,129	10
Eritrea	21 Mar 2020	29-Jun-21	5,936	52	23	1	0.4%	167				
Angola	21 Mar 2020	28-Jun-21	38,613	-	891	-	2.3%	121		943,301	544,991	1,660
Mozambique	22 Mar 2020	28-Jun-21	75,422	-	869	-	1.2%	248	45	341,707	96,675	310
Libya	24 Mar 2020	29-Jun-21	193,238	452	3,191	-	1.7%	2,851		370,066		
Guinea-Bissau	25 Mar 2020	26-Jun-21	3,846	-	69	-	1.8%	200		21,855	1,028	50
Mali	25 Mar 2020	29-Jun-21	14,422	3	525	-	3.6%	73		133,317	46,317	230
Botswana	30 Mar 2020	28-Jun-21	69,680	-	1,125	-	1.6%	3,025		153,403	66,085	2,810
Sierra Leone	31 Mar 2020	28-Jun-21	5,443	-	97	-	1.8%	70		82,145	15,170	190
Burundi	31 Mar 2020	29-Jun-21	5,423	-	8	-	0.1%	47				
Malawi	02 Apr 2020	29-Jun-21	35,897	188	1,194	7	3.3%	193	211	385,242	43,165	230
South Sudan	05 Apr 2020	29-Jun-21	10,824	-	116	-	1.1%	98	-	42,166	2,754	20
Sao Tome and Principe	06 Apr 2020	25-Jun-21	2,365	-	37	-	1.6%	1,100		16,453	11,533	5,260
Comoros	30 Apr 2020	21-Jun-21	3,912	-	146	-	3.7%	460		43,140	41,220	4,740
Lesotho	13 May2020	26-Jun-21	11,239	-	329	-	2.9%	529		36,637	122	10
			177,917,584	214,968	3,856,539	3,891	2.2%					

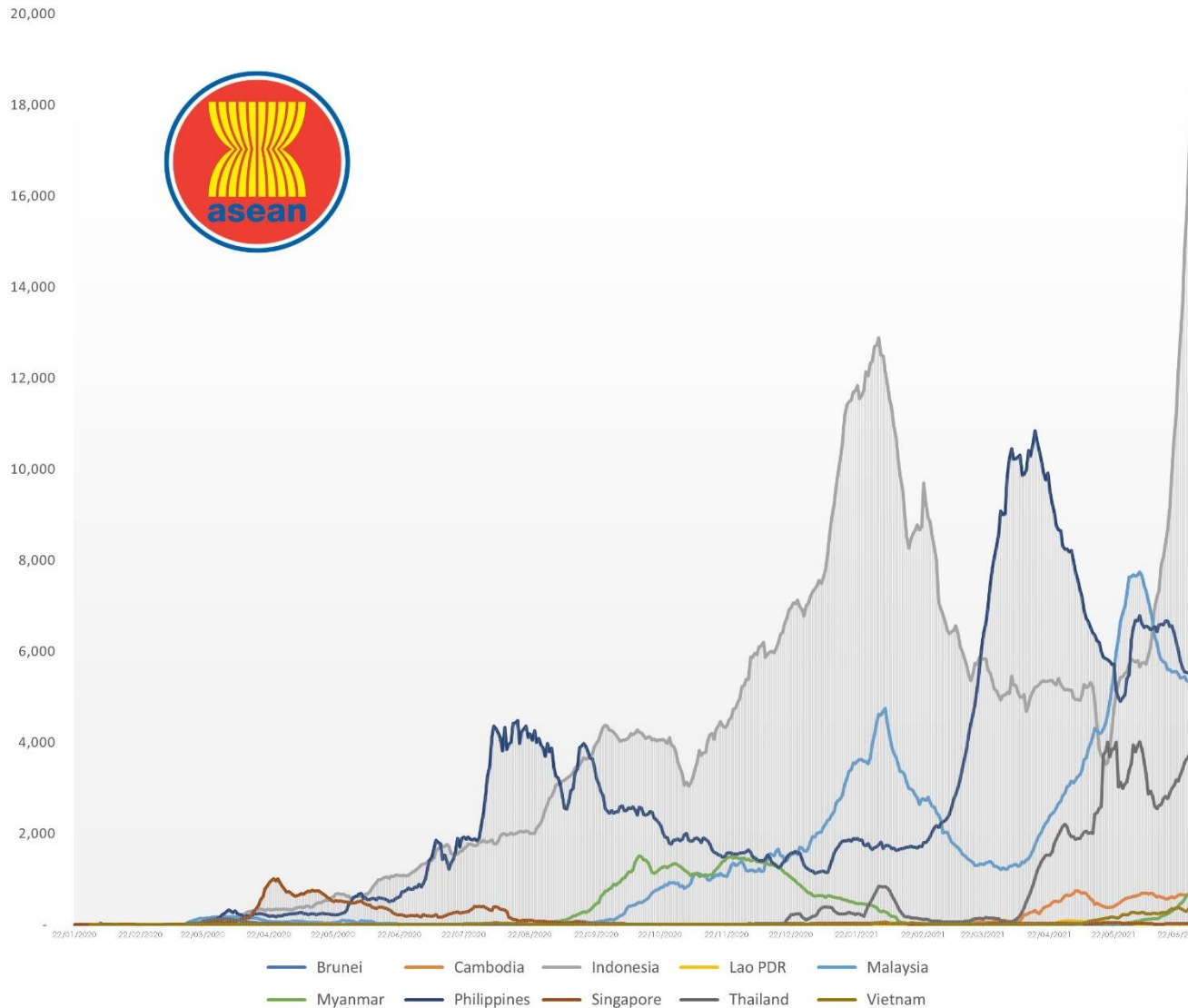
COVID-19 Epi curve among ASEAN Countries

as of 29 June 2021



7-Day Rolling Average of COVID-19 new cases

as of 29 June 2021

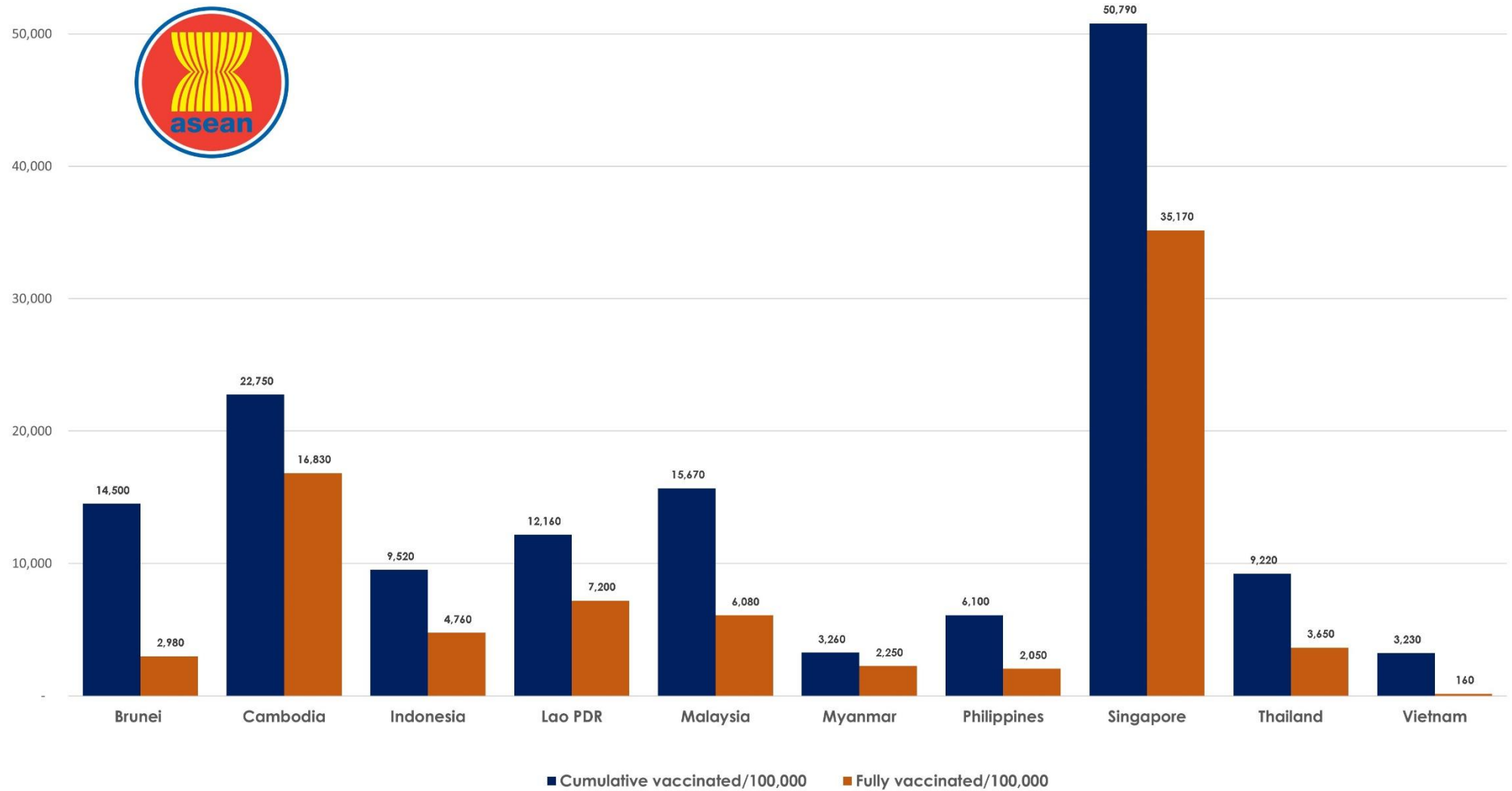


ASEAN Country	New Cases Rate of Change 7-Day Window*	P-value
Brunei	0.031	0.332
Cambodia	7.699	0.078
Indonesia	969.862	0
Lao PDR	0.148	0.027
Malaysia	-22.291	0.026
Myanmar	56.704	0
Philippines	-70.378	0.023
Singapore	-0.046	0.494
Thailand	103.015	0
Vietnam	-8.413	0.253

*Beta coefficient of linear line of best fit; equal to the rate of change in the 7-day rolling average of new cases over the past 7 days (as of June 29, 2021)

COVID-19 Vaccination Status

as of 29 June 2021



Re-opening Tracker

as of 29 June 2021

Reopening Tracker is designed by Bluedot to anticipate the date that countries/regions around the globe might end the cycle of lockdowns and return to open society. We incorporate three “requirements” to anticipate this:

- At least 80% of the high-risk population has been vaccinated with at least one dose of a COVID-19 vaccine.
 - Our first requirement for a stable reopening is at least 80% of the population within the following groups having received at least one dose of a COVID-19 vaccine: those ages 65 and above; those considered clinically vulnerable based on pre-existing health conditions; and healthcare workers. We estimate the total high-risk population per country/region because these population groups have higher exposure risks and/or higher rates of severe illness leading to hospitalizations and deaths. High vaccination coverage in these high-risk populations is likely correlated with a lower rate of hospitalizations and deaths in a given location.
- At least 65% of the total population has a level of immunity to COVID-19; they have either recovered from COVID-19 or have been vaccinated with at least one dose of a COVID-19 vaccine.
 - Our second requirement is at least 65% of the total population either having received at least one dose of a COVID-19 vaccine or having already recovered from SARS-CoV-2, thereby having a level of immunity.⁷ Tracking the vaccination rate of the total population is likely to correlate to lower disease transmission including against more transmissible COVID variants. For some locations, a high total vaccination rate can be associated with a “stable reopening”, which is to say a gradual reduction in restrictive government policies without leading to a surge in hospitalizations and further restrictions.
- Case levels are generally low, and are either steady or declining.
 - Finally, we consider daily reported case levels to qualify a location for stable reopening, since any additional cases requiring hospitalization in a burdened healthcare system may cause setbacks to reopening plans. In addition to meeting Requirements 1 and 2, a location must also have a low level of cases. We define a low level of cases as a 7-day rolling average number of daily new cases that is <10 cases per 100,000, with each day’s past-14-day test positivity is consistently <5% (*i.e.* number of cases reported over the past 14 days divided by the number of tests reported over the past 14 days). Test positivity greater than 5% may suggest that reported case counts are an under-estimate of the true situation in the country. The timeframe of monitoring the test positivity for two weeks was based on guidance from the WHO. In addition to daily cases and test positivity thresholds, the rate of change in daily cases must be steady or declining (defined as the 7-day rolling average being within 10% of the value calculated 14 days prior or decreasing by more than 10%).

Taken together, these three requirements provide an at-a-glance understanding of a jurisdiction’s progress against COVID-19. We will continue to evaluate the thresholds in each requirement as data emerges from additional countries that have vaccinated high proportions of their population. Currently, we are evaluating these thresholds in the context of the Delta variant (B.1.617.2) and may adjust them in future release if appropriate.

ASEAN MEMBER STATE	REQUIREMENT					
	At least 80% of the high-risk population has been vaccinated with at least one dose of a COVID-19 vaccine.		At least 65% of the total population has a level of immunity to COVID-19; either recovered from COVID-19 or have been vaccinated with at least one dose of a COVID-19 vaccine.		Case levels are generally low (a 7-day rolling average number of daily new cases that is <10 cases per 100,000, with each day's past-14-day test positivity is consistently <5%).	
	% of High risk population with one dose	Projected Completion Date	% of Total population with one dose	Projected Completion Date	Daily cases/ 100,000	Test positivity last 14 days
Brunei	48.0		14.3	-	0.132	
Cambodia	>80.0	Jun 2021	25.3	>12 mo	4.407	8.2
Indonesia	40.8	Dec 2021	11.1	>12 mo	6.944	17.3
Lao PDR	42.8	-	13.1	-	0.112	0.5
Malaysia	51.4	-	17.9	-	17.101	7.0
Myanmar	13.1	-	3.7	-	1.525	10.3
Philippines	30.3	Nov 2021	8.5	Mar 2022	5.199	13.3
Singapore	>80.0	May 2021	53.2	Aug 2021	0.308	0.0
Thailand	23.7	-	9.6	-	5.857	4.9
Vietnam	13.1	-	3.5	-	0.334	0.4



Report generated by
ASEAN Biodiaspora Virtual Center (ABVC)
 in collaboration with **Bluedot Inc.**
 Email: support@biodiaspora.org

