

COVID-19: Highlights and Situation Overview

Global Update

- Worldwide, there have been over 217 million cases and over 4 million deaths attributed to COVID-19.
- According to the World Health Organization (WHO), there appears to be a stable trend in new cases after increasing for nearly two months since mid-June. Over 4.5 million cases were reported between August 16 and August 22. The regions of the Western Pacific and Americas reported 20% and 8% increases in weekly new cases, respectively, compared to last week. Similar to last week, the global number of new deaths reported was over 68,000. Based on the BlueDot COVID-19 Data Suite, as of August 26, the top five countries with the highest seven-day rolling average number of daily new cases are the United States, Iran, India, United Kingdom, and Japan. The top five countries/overseas collectivities with the highest seven-day rolling average number of daily new cases per million population are French Polynesia, Guadeloupe, Georgia, Martinique, and Kosovo.
- As of August 26, North and Central America is the continent with the largest proportion of countries (32%, or 13 out of 41) with a high incidence rate (>350 cases per 100,000 over the past 14 days) and a stable or increasing trend in daily new cases over the last seven days. Europe has the highest proportion of countries (39%, 20 out of 51) with a low (≤ 140) to moderate (140.1 - 350) incidence rate and an increasing trend in new cases over the last seven days. Africa is the continent with the highest proportion of countries (66%, 37 out of 56) reporting a low incidence rate (≤ 140) with a stable or decreasing trend in new cases.
- Experts in the fields of immunology and virology have recently been raising concerns about the possibility of a new variant emerging in the future that could evade current vaccine-induced and natural immunity and therefore pose a risk to public health. Variants of the SARS-CoV-2 virus that have been identified to-date are variations of the original virus that have arisen due to mutations. As the virus continues to replicate and spread, there remains a possibility for mutations to arise leading to new variants. Concern exists for the emergence of mutations that will provide the virus a selective advantage to escape or evade the protection provided through current vaccines and natural immunity. The Delta variant (B.1.617.2) is of particular concern as it has spread rapidly in many regions worldwide and has been reported to have increased transmissibility compared to other SARS-CoV-2 variants. Given that new variants are likely to emerge more frequently among populations where many individuals are infected, the Delta variant has and will likely continue to acquire additional mutations as transmission continues. Mutations that provide the virus an advantage, such as evading the host immune response, will likely be selected for and such mutations may replicate and expand. However, these viral changes will likely occur gradually across emerging variants. These gradual changes allow for public health surveillance systems to follow how different versions of the SARS-CoV-2 virus are evolving. They will also allow scientists to anticipate when versions of the virus have changed enough to merit the production of new vaccines that better match new variants. The mRNA technology employed by the Pfizer/BioNTech and Moderna vaccines and the adenovirus platforms used by the AstraZeneca and Johnson & Johnson vaccines should be adaptable to modify their effectiveness against new variants of the virus in the future.

Regional Update

- Malaysia crossed the 1.7 million mark with 20,579 new COVID-19 cases on August 29. Malaysia's Health Director-General said that Selangor remains the state with the most cases with 4,591 new cases on Sunday. A total of 455 cases or 2.2% out of the 20,579 new cases were in category three, four and five and that 15,651 of the cases reported involved those who have not been vaccinated or received

incomplete vaccination. Meanwhile, COVID-19 cases are also increasing in Borneo Malaysia—Sabah has 2,578 new cases and Sarawak 2,522 new cases, taking second and third spots respectively. Johor reported 1,852 new cases, Kedah with 1,755, and Penang with 1,378 new COVID-19 infections, while Kuala Lumpur today reported 680 new infections.

- Laos's National Taskforce for COVID-19 Prevention and Control has urged the public to comply with COVID-19 restrictions to avoid a third wave in Laos. Director-General of the Department of Communicable Disease Control said that the public must make a greater effort to comply with restrictions and prevention measures outlined by the government since Laos is at risk of a third major outbreak of community spread due to people meeting in groups and holding gatherings. Authorities are now urging the population to refrain from congregating in groups and to stay at their homes as much as possible. Despite the entry into red zones being prohibited, some residents continue to violate these restrictions by entering and exiting the red zone villages without permission,

Vaccine Update

- As of August 26, a total of 10 countries accounted for 72% of all vaccinations administered globally. The top five countries/territories with the highest number of cumulative people vaccinated with at least one dose per 100,000 population are Gibraltar (117,310), Palau (90,620), United Arab Emirates (85,300), Portugal (82,050), and Iceland (81,400). The top five countries/territories with the lowest number of cumulative people vaccinated with at least one dose per 100,000 population are Congo (90), Chad (200), Haiti (220), Burkina Faso (260), and Tanzania (370).
- The suspension of Moderna supplies, more than 2.6 million doses in total, comes as Japan battles its worst wave of COVID-19 yet, with new daily COVID-19 cases exceeding 25,000 this month for the first time. The latest reports of vaccine contamination came from the Gunma prefecture near Tokyo and the southern prefecture of Okinawa, prompting the suspension of two more lots in addition to the 1.6 million doses already pulled last week. A tiny black substance was found in a Moderna vaccine vial in Gunma, an official from the prefecture said, while in Okinawa, black substances were spotted in syringes and a vial, and pink material was found in a different syringe.
- Malaysia's COVID-19 Vaccine Supply Access Guarantee Special Committee (JKJAV) reported a total of 14,648,590 individuals or 62.6% of the adult population in the country have completed their Covid-19 vaccination as of August 29. 19,389,392 individuals have received the first dose, bringing to a total of 34,027,548 doses of the vaccine administered under the National COVID-19 Immunization Programme (NIP). According to JKJAV, 59.4% of the country's population had received at least the first dose of the vaccine, while 44.9% has completed both doses. On the daily vaccination, the number of doses dispensed yesterday was 302,804 doses, with 142,186 doses as first dose and 160,618 doses to the second dose recipients.

Travel Advisories (new update/s)

- Malaysia: Travellers entering Malaysia through the Johor international gateway must submit an application to undergo mandatory quarantine at their home or another residence at least seven days prior to their arrival. Travellers will also need to undergo a COVID-19 polymerase chain reaction (PCR) test no later than three days before departure. Among the conditions, citizen or foreign traveller must have a place of residence in Malaysia, tested negative for COVID-19, fully vaccinated, and that the house or place of residence is appropriate. Individuals who received Pfizer, AstraZeneca, Sinovac, Moderna and Sinopharm vaccines must have passed the 14th day from the date of the second vaccination dose, while recipients of single-dose vaccines such as Johnson & Johnson and CanSino must

have passed the 28th day from the date of the job. Citizens and foreign travellers who do not meet the requirement and qualification will have to undergo compulsory quarantine at government quarantine centres at their own expense.

- Thailand: Thailand will allow some domestic flights to and from Bangkok and other high-risk areas for COVID-19 to resume starting September 1. Civil Aviation Authority of Thailand (CAAT) said in a statement that local flights can fly at up to 75% capacity and passengers will have to follow travel conditions at destinations such as presenting proof of vaccinations and COVID-19 testing results. Flights related to areas under a tourism reopening scheme will also be allowed.

Cases and Deaths as of 30 August 2021

- As of 30 August 2021 (2PM, GMT+8), worldwide, there were **217,50,820** confirmed cases, including **4,518,779** deaths. Globally, Case Fatality Rate (CFR) was **2.1**.
- In **China**, there were **122,973** confirmed cases with **5,682** deaths, including deaths in Hong Kong (212) and Taiwan (834). Confirmed cases in China include confirmed cases in Hong Kong (12,108), Macau (63), and Taiwan (15,983). CFR was **4.6**.
- **9,912,214 confirmed cases** of COVID-19 have been reported in the ASEAN region with a total of **220,149 deaths**, with a CFR of **2.2**.

REGION	COUNTRY	FIRST CONFIRMED CASE(S)	LATEST REPORT ON CONFIRMED CASE(S)	TOTAL CONFIRMED CASES	NEW CASES (7-DAY ROLLING AVERAGE)	TOTAL DEATHS	NEW DEATHS (7-DAY ROLLING AVERAGE)	CASE FATALITY RATE	CUMULATIVE CASES/ 100,000	NUMBER OF TESTS LAST 14 DAYS/ 100,000	CUMULATIVE VACCINATED	CUMULATIVE FULLY VACCINATED	FULLY VACCINATED / 100
ASEAN REGION	Brunei	10-Mar-20	28-Aug-21	2,462	(99)	7	- (1)	0.3%	568		205,051	80,363	18.2
	Cambodia	27-Jan-20	29-Aug-21	92,208	438 (425)	1,881	11 (13)	2.0%	559	-	10,308,435	8,275,430	48.8
	Indonesia	02-Mar-20	29-Aug-21	4,073,831	7,427 (13,482)	131,923	551 (793)	3.2%	1,505	509	61,222,258	34,702,821	12.6
	Lao PDR	24-Mar-20	29-Aug-21	14,641	175 (354)	12	-	0.1%	204	1,513	2,109,937	988,156	13.4
	Malaysia	25-Jan-20	29-Aug-21	1,706,089	20,579 (21,571)	16,087	285 (274)	0.9%	5,340	5,019	19,241,567	14,487,972	44.2
	Myanmar	23-Mar-20	29-Aug-21	392,300	3,166 (2,659)	15,183	106 (116)	3.9%	726	230	4,456,857	1,796,830	3.3
	Philippines	30-Jan-20	29-Aug-21	1,954,023	18,323 (16,341)	33,109	101 (186)	1.7%	1,807	576	18,697,647	13,371,734	12.0
	Singapore	23-Jan-20	29-Aug-21	67,304	133 (118)	55	- (1)	0.1%	1,180	12,688	4,585,919	4,364,911	74.0
	Thailand	13-Jan-20	29-Aug-21	1,174,091	16,536 (17,828)	11,143	264 (260)	0.9%	1,686	530	21,669,955	6,596,785	9.4
	Vietnam	23-Jan-20	29-Aug-21	435,265	12,796 (12,458)	10,749	344 (353)	2.5%	451	2,544	16,822,691	2,328,431	2.4
				9,912,214	79,573	220,149	1,662	2.2%					

- **207,466,633 confirmed cases** of COVID-19 have been reported in **222 countries/states** (other than China, Hong Kong, Taiwan, Macau, and ASEAN countries):

REGION	COUNTRY	FIRST CONFIRMED CASE(S)	LATEST REPORT ON CONFIRMED CASE(S)	TOTAL CONFIRMED CASES	NEW CASES	TOTAL DEATHS	NEW DEATHS	CASE FATALITY RATE	CUMULATIVE CASES/ 100,000	NUMBER OF TESTS LAST 14 DAYS/ 100,000	CUMULATIVE IMMUNIZED	CUMULATIVE FULLY VACCINATED	FULLY VACCINATED/ 100
ASIA PACIFIC	Japan	16 Jan 2020	29-Aug-21	1,460,108	19,312	15,897	50	1.1%	1,156	1,084	69,261,828	55,272,655	43.9
	South Korea	20 Jan 2020	29-Aug-21	248,568	1,617	2,279	3	0.9%	481	895	28,622,306	14,602,951	28.5
	Nepal	24 Jan 2020	29-Aug-21	759,222	1,214	10,714	24	1.4%	2,654	389	5,063,522	4,052,765	13.7

Australia	25 Jan 2020	29-Aug-21	51,256	1,318	999	6	1.9%	200	12,400	11,807,047	6,899,580	26.8
Sri Lanka	27 Jan 2020	29-Aug-21	426,169	4,612	8,775	192	2.1%	1,955	979	12,290,482	6,873,138	32.0
India	30 Jan 2020	29-Aug-21	32,737,556	43,368	438,387	527	1.3%	2,396	1,561	483,512,657	142,352,109	10.2
Afghanistan	24 Feb 2020	29-Aug-21	153,144	111	7,116	7	4.6%	403		770,302	219,159	0.6
Pakistan	26 Feb 2020	29-Aug-21	1,152,481	3,909	25,604	69	2.2%	532	335	39,951,787	15,269,699	6.8
New Zealand	28 Feb 2020	29-Aug-21	3,464	84	26	-	0.8%	70	6,978	1,882,106	1,050,348	21.6
Bhutan	05 Mar 2020	28-Aug-21	2,594	-	3	-	0.1%	340	-	561,411	475,423	61.0
Maldives	07 Mar 2020	29-Aug-21	80,791	113	226	1	0.3%	15,216	11,899	381,745	301,078	55.4
Bangladesh	08 Mar 2020	28-Aug-21	1,489,589	-	25,926	-	1.7%	914	245	17,648,128	7,133,006	4.3
Mongolia	10 Mar 2020	29-Aug-21	208,871	2,414	927	3	0.4%	6,476	10,102	2,236,137	2,084,162	62.6
Turkey	10 Mar 2020	29-Aug-21	6,346,881	17,332	56,213	255	0.9%	7,607	3,813	47,675,684	36,521,647	43.0
French Polynesia	12 Mar 2020	27-Aug-21	40,178	-	385	-	1.0%	14,386		119,413	89,973	31.9
Guam	15 Mar 2020	28-Aug-21	10,155	-	145	-	1.4%	6,070		114,607	103,247	62.3
New Caledonia	17 Mar 2020	28-Aug-21	136	-	-	-	0.0%	47		77,705	67,269	23.3
Fiji	18 Mar 2020	29-Aug-21	46,027	654	479	-	1.0%	5,172	-	543,254	234,905	26.0
Papua New Guinea	21 Mar 2020	27-Aug-21	17,986	-	193	-	1.1%	205	-	91,962	21,090	0.2
Timor Leste	21 Mar 2020	29-Aug-21	16,402	166	62	3	0.4%	1,268	766	375,372	181,411	13.5
Northern Mariana Islands	28 Mar 2020	28-May-21	183	-	2	-	1.1%	320		34,870	32,258	56.7
North Korea	24 Jul 2020	25-Jul-20	1	-	-	-	0.0%	0				
Solomon Islands	03 Oct 2020	16-Apr-21	20	-	-	-	0.0%	3		48,883	14,437	2.1
Wallis et Futuna	17 Oct 2020	06-May-21	445	-	7	-	1.6%	2,777		4,899	4,777	43.1
Marshall Islands	26 Oct 2020	17-Nov-20	4	-	-	-	0.0%	7		21,160	18,374	31.5
Vanuatu	11 Nov 2020	21-Apr-21	4	-	1	-	25.0%	1		29,321	1,721	0.6
Samoa	18 Nov 2020	12-Feb-21	3	-	-	-	0.0%	2		87,436	37,524	18.8
Micronesia	11 Jan 2021	11-Jan-21	1	-	-	-	0.0%	1		41,080	33,964	32.8
Palau	31 May 2021	28-Aug-21	2	-	-	-	0.0%	11		16,552	14,693	82.1

AMERICAS													
	USA	21 Jan 2020	29-Aug-21	39,638,543	21,126	654,466	85	1.7%	12,076	2,687	203,992,008	173,101,292	51.5
	Canada	25 Jan 2020	29-Aug-21	1,489,812	1,577	26,901	3	1.8%	3,920	2,157	27,822,236	25,235,143	66.3
	Brazil	26 Feb 2020	27-Aug-21	20,710,388	-	578,650	-	2.8%	9,780	-	132,897,426	59,161,643	27.7
	Mexico	28 Feb 2020	28-Aug-21	3,328,863	-	257,906	-	7.7%	2,609	264	57,343,646	33,220,439	25.5
	Saint Martin	01 Mar 2020	26-Aug-21	3,273	-	42	-	1.3%	8,613				
	Ecuador	01 Mar 2020	28-Aug-21	501,049	-	32,223	-	6.4%	2,884	150	9,984,903	8,018,924	44.8
	Dominican Republic	01 Mar 2020	29-Aug-21	349,859	239	4,007	-	1.1%	3,258	584	5,787,089	4,623,226	42.2
	Chile	03 Mar 2020	29-Aug-21	1,637,829	595	36,885	44	2.3%	8,642	2,922	14,379,110	13,480,786	70.2
	Argentina	03 Mar 2020	29-Aug-21	5,173,531	2,073	111,383	59	2.2%	11,512	456	27,681,048	13,624,296	29.9
	Peru	05 Mar 2020	28-Aug-21	2,148,419	-	198,167	-	9.2%	6,608	83	10,046,728	7,800,482	23.4
	Costa Rica	06 Mar 2020	27-Aug-21	455,784	-	5,431	-	1.2%	9,030	1,166	3,029,514	1,003,508	19.5
	Colombia	06 Mar 2020	29-Aug-21	4,905,258	1,954	124,811	68	2.5%	9,744	1,027	22,531,555	14,448,771	28.2
	French Guiana	06 Mar 2020	27-Aug-21	34,375	-	215	-	0.6%	17,583				
	Martinique	06 Mar 2020	24-Aug-21	34,845	-	405	-	1.2%	8,049				
	Paraguay	07 Mar 2020	28-Aug-21	458,291	-	15,698	-	3.4%	6,506	497	2,266,494	1,661,765	23.0
	Panama	10 Mar 2020	28-Aug-21	456,203	-	7,043	-	1.5%	10,743	2,445	2,887,688	1,338,629	30.6
	Bolivia	10 Mar 2020	28-Aug-21	489,802	-	18,402	-	3.8%	4,254	603	3,769,324	2,522,944	21.3
	Honduras	11 Mar 2020	27-Aug-21	335,398	-	8,832	-	2.6%	3,441		2,694,923	1,079,698	10.7
	Cuba	11 Mar 2020	29-Aug-21	640,438	6,277	5,144	77	0.8%	5,651	-	5,363,604	3,288,559	29.1
	Guyana	11 Mar 2020	27-Aug-21	24,967	-	609	-	2.4%	3,190		308,758	159,460	20.2
	Jamaica	12 Mar 2020	29-Aug-21	66,663	929	1,504	21	2.3%	2,261	595	367,943	142,001	4.8
	St Vincent and the Grenadines	12 Mar 2020	28-Aug-21	2,331	-	12	-	0.5%	2,108		16,417	10,273	9.2
	Saint Lucia	13 Mar 2020	28-Aug-21	8,050	-	103	-	1.3%	4,404		36,623	27,759	15.1
	Trinidad and Tobago	13 Mar 2020	29-Aug-21	44,481	185	1,278	4	2.9%	3,189	1,363	503,239	390,380	27.8
	Venezuela	13 Mar 2020	28-Aug-21	332,172	-	3,986	-	1.2%	1,165		6,006,270	3,336,547	11.6
	Guatemala	13 Mar 2020	29-Aug-21	465,059	1,306	11,858	40	2.5%	2,801	731	3,232,000	1,100,914	6.0
	Uruguay	13 Mar 2020	28-Aug-21	384,622	-	6,027	-	1.6%	11,111	2,652	2,657,266	2,496,279	71.6
	Curacao	13 Mar 2020	29-Aug-21	15,248	32	143	-	0.9%	9,679		95,893	86,074	52.2
	Puerto Rico	13 Mar 2020	28-Aug-21	168,888	-	2,823	-	1.7%	5,288		2,358,252	2,005,132	62.8
	Suriname	13 Mar 2020	28-Aug-21	28,684	-	714	-	2.5%	4,934		199,496	129,040	21.8

	Antigua and Barbuda	13 Mar 2020	29-Aug-21	1,651	13	43	-	2.6%	1,700	-	39,808	33,094	33.5
	Guadeloupe	13 Mar 2020	25-Aug-21	45,277	-	439	-	1.0%	10,221				
	Cayman Islands	13 Mar 2020	25-Aug-21	669	-	2	-	0.3%	1,030		51,078	49,086	73.8
	Aruba	14 Mar 2020	29-Aug-21	14,465	36	137	-	0.9%	13,606		78,344	69,019	64.4
	Bahamas	15 Mar 2020	27-Aug-21	17,940	-	354	-	2.0%	4,606		73,726	55,291	13.9
	US Virgin Islands	16 Mar 2020	27-Aug-21	5,774	-	53	-	0.9%	5,415		50,855	42,342	40.5
	Sint Maarten	17 Mar 2020	29-Aug-21	3,641	25	49	1	1.3%	8,939		25,005	22,631	52.1
	Montserrat	17 Mar 2020	26-Aug-21	26	-	1	-	3.8%	278		1,460	1,368	27.5
	Barbados	17 Mar 2020	29-Aug-21	4,931	50	49	1	1.0%	1,718		106,178	93,220	32.4
	El Salvador	18 Mar 2020	28-Aug-21	94,060	-	2,898	-	3.1%	1,457	-	3,478,958	2,625,944	40.3
	Nicaragua	18 Mar 2020	24-Aug-21	11,167	-	199	-	1.8%	171		443,053	202,680	3.0
	Bermuda	18 Mar 2020	27-Aug-21	2,844	-	33	-	1.2%	4,449		42,826	41,922	67.5
	Haiti	19 Mar 2020	27-Aug-21	20,850	-	584	-	2.8%	185		26,208	3,360	0.0
	Dominica	22 Mar 2020	28-Aug-21	1,638	-	4	-	0.2%	2,281		21,942	19,990	27.7
	Grenada	22 Mar 2020	27-Aug-21	317	-	1	-	0.3%	283		22,307	17,768	15.7
	Belize	23 Mar 2020	27-Aug-21	16,012	-	356	-	2.2%	4,102	4,589	152,484	64,901	16.0
	Turks and Caicos Islands	23 Mar 2020	28-Aug-21	2,650	-	20	-	0.8%	6,939		25,621	23,486	59.9
	Saint Kitts and Nevis	24 Mar 2020	29-Aug-21	1,053	29	3	-	0.3%	1,993	5,212	24,208	21,119	39.4
	British Virgin Islands	25 Mar 2020	18-Aug-21	2,568	-	37	-	1.4%	8,551		16,826	12,605	41.4
	Anguilla	26 Mar 2020	27-Aug-21	201	-	-	-	0.0%	1,517		9,493	8,965	59.3
	Caribbean Netherlands	01 Apr 2020	28-Aug-21	1,786	-	17	-	1.0%	9,916		5,726	1,665	6.3
	Falkland Islands	03 Apr 2020	04-Aug-21	66	-	-	-	0.0%	2,502		2,632	1,775	50.3
	Saint Pierre and Miquelon	05 Apr 2020	10-Aug-21	30	-	-	-	0.0%	428				
	Saint Barthelemy	25 Jul 2020	26-Aug-21	1,520	-	2	-	0.1%	17,988				
EUROPE	France	24 Jan 2020	29-Aug-21	6,742,488	13,630	114,210	53	1.7%	10,054		47,990,852	38,987,468	57.7
	Germany	27 Jan 2020	29-Aug-21	3,955,393	8,660	92,643	15	2.3%	4,758	819	53,965,720	50,002,224	59.6
	Finland	29 Jan 2020	29-Aug-21	126,093	619	1,018	-	0.8%	2,284	4,191	4,013,569	2,763,462	49.8
	Italy	30 Jan 2020	29-Aug-21	4,530,246	5,954	129,093	37	2.8%	7,513	3,697	42,249,142	36,199,195	60.0

Russian Federation	31 Jan 2020	29-Aug-21	6,882,827	19,286	181,637	797	2.6%	4,767	4,191	43,438,051	36,055,311	24.7
Spain	31 Jan 2020	27-Aug-21	4,831,809	-	84,000	-	1.7%	10,264	1,702	36,237,517	32,459,380	69.4
Sweden	31 Jan 2020	27-Aug-21	1,123,413	-	14,657	-	1.3%	10,922		6,853,407	5,537,449	54.5
United Kingdom of Great Britain	31 Jan 2020	29-Aug-21	6,731,423	32,937	132,437	61	2.0%	10,072	11,211	47,958,928	42,507,601	62.3
Belgium	05 Feb 2020	28-Aug-21	1,177,909	-	25,360	-	2.2%	10,257	3,786	8,388,904	8,004,230	68.8
Switzerland	25 Feb 2020	28-Aug-21	770,758	-	10,967	-	1.4%	8,989	3,096	4,916,420	4,416,087	50.7
Austria	25 Feb 2020	29-Aug-21	685,956	1,415	10,781	4	1.6%	7,727	39,669	5,488,676	5,187,069	57.4
Croatia	25 Feb 2020	29-Aug-21	373,191	377	8,325	1	2.2%	9,175	3,008	1,718,925	1,606,701	39.4
Norway	26 Feb 2020	29-Aug-21	157,040	907	814	-	0.5%	2,936	4,052	3,837,331	2,917,856	53.4
Romania	26 Feb 2020	29-Aug-21	1,096,753	868	34,528	19	3.1%	5,666	1,021	5,226,706	5,113,739	26.7
Estonia	26 Feb 2020	29-Aug-21	141,344	330	1,289	2	0.9%	10,655	3,546	722,288	538,360	40.6
Georgia	26 Feb 2020	29-Aug-21	543,118	2,669	7,251	76	1.3%	14,598	15,321	771,055	374,870	9.4
North Macedonia	26 Feb 2020	29-Aug-21	175,330	663	5,869	27	3.3%	8,415	7,592	703,578	516,797	24.8
Greece	26 Feb 2020	29-Aug-21	581,315	1,581	13,581	37	2.3%	5,425	9,178	6,009,543	5,712,066	55.1
Denmark	27 Feb 2020	29-Aug-21	344,088	737	2,580	3	0.7%	5,914	12,896	4,397,183	4,148,005	71.4
San Marino	27 Feb 2020	23-Aug-21	5,261	-	90	-	1.7%	15,538		23,954	23,954	70.4
Lithuania	27 Feb 2020	29-Aug-21	297,777	443	4,539	7	1.5%	10,685	5,618	1,648,441	1,491,090	55.4
Netherlands	27 Feb 2020	29-Aug-21	1,936,572	2,289	17,996	2	0.9%	11,173	693	11,965,985	10,702,250	62.3
Azerbaijan	27 Feb 2020	29-Aug-21	417,996	4,010	5,553	41	1.3%	4,170	2,009	3,929,404	2,564,353	25.1
Belarus	28 Feb 2020	29-Aug-21	479,306	1,405	3,757	12	0.8%	5,063	2,707	1,496,227	1,188,636	12.6
Iceland	28 Feb 2020	29-Aug-21	10,658	53	33	1	0.3%	2,950	8,769	279,121	263,531	76.8
Ireland	28 Feb 2020	29-Aug-21	349,773	1,706	5,092	-	1.5%	7,078	4,413	3,659,200	3,338,217	67.0
Monaco	29 Feb 2020	28-Aug-21	3,183	-	33	-	1.0%	8,169		24,454	19,606	49.6
Czech Republic	01 Mar 2020	29-Aug-21	1,678,862	131	30,402	1	1.8%	15,735		5,924,607	5,676,886	52.9
Luxembourg	01 Mar 2020	27-Aug-21	75,517	-	830	-	1.1%	12,182	6,662	405,000	353,431	55.7
Armenia	01 Mar 2020	29-Aug-21	241,336	383	4,823	11	2.0%	8,159	2,582	153,888	85,454	2.9
Latvia	02 Mar 2020	29-Aug-21	142,319	196	2,573	-	1.8%	7,440	7,416	850,058	753,800	40.4
Portugal	02 Mar 2020	29-Aug-21	1,034,947	1,782	17,721	10	1.7%	10,078	5,253	8,493,314	7,480,366	73.6
Andorra	02 Mar 2020	27-Aug-21	15,025	-	130	-	0.9%	19,477	3,125	51,044	40,616	52.5

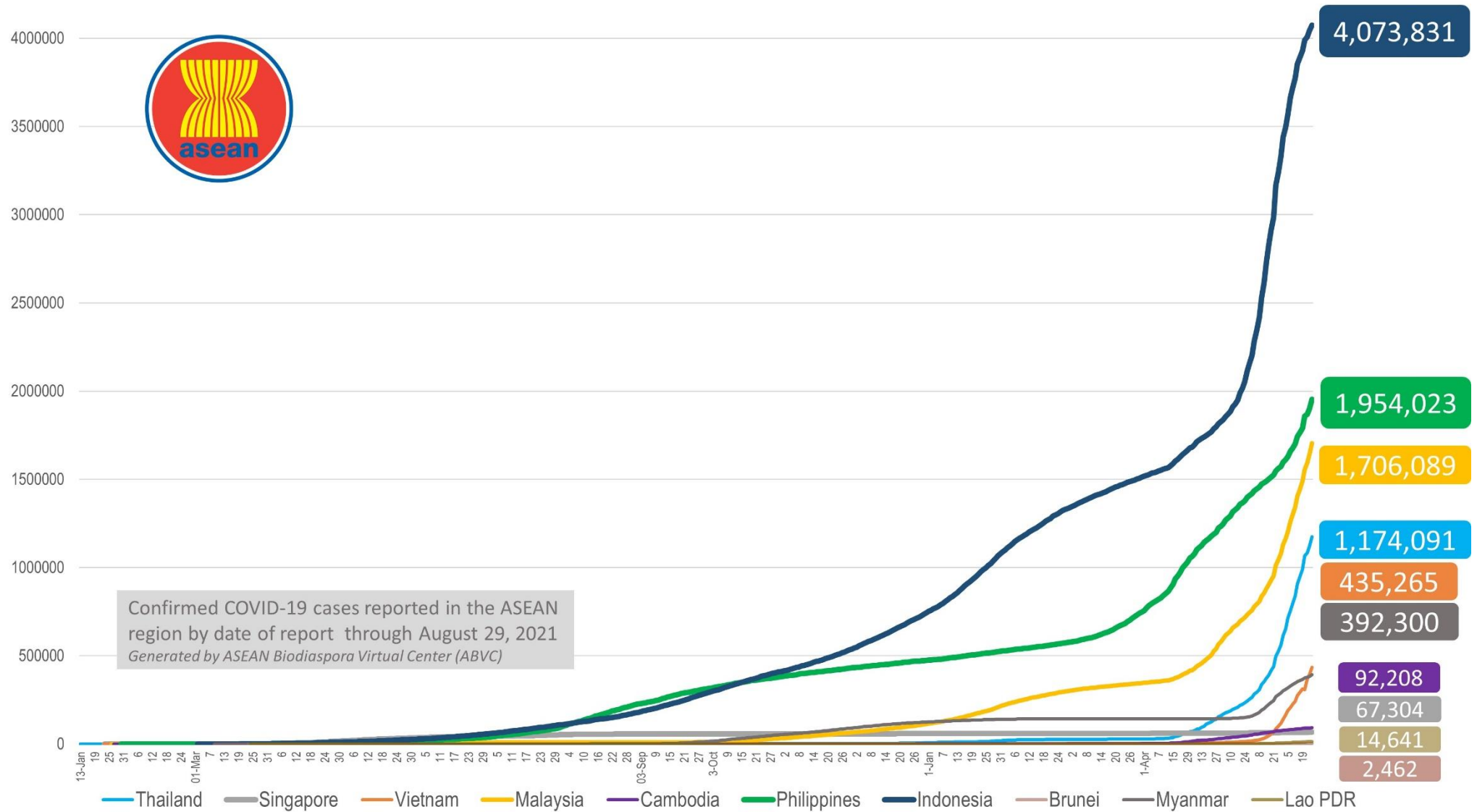
MIDDLE EAST	Liechtenstein	03 Mar 2020	29-Aug-21	3,263	4	59	-	1.8%	8,583	3,751	22,629	20,474	53.5
	Ukraine	03 Mar 2020	29-Aug-21	2,284,191	1,906	53,720	34	2.4%	5,146	566	5,295,405	3,594,758	8.3
	Slovenia	04 Mar 2020	29-Aug-21	266,514	273	4,448	-	1.7%	12,764	1,172	986,631	899,943	43.3
	Hungary	04 Mar 2020	27-Aug-21	811,706	-	30,057	-	3.7%	8,308	1,208	5,725,336	5,505,341	57.1
	Poland	04 Mar 2020	29-Aug-21	2,888,231	203	75,340	-	2.6%	7,606	1,089	19,219,260	18,704,011	49.5
	Faroe Islands	04 Mar 2020	28-Aug-21	1,000	-	2	-	0.2%	2,054		36,625	34,077	69.5
	Bosnia and Herzegovina	05 Mar 2020	27-Aug-21	212,306	-	9,785	-	4.6%	6,432	968	567,198	360,928	11.1
	Gibraltar	05 Mar 2020	29-Aug-21	5,338	6	97	-	1.8%	15,839		39,596	39,216	116.4
	Slovakia	06 Mar 2020	29-Aug-21	394,742	85	12,548	-	3.2%	7,238	3,041	2,366,226	2,145,266	39.3
	Serbia	06 Mar 2020	29-Aug-21	757,617	1,722	7,266	9	1.0%	10,909	2,028	2,916,835	2,799,563	41.1
	Vatican City	06 Mar 2020	17-Oct-20	27	-	-	-	0.0%	2,932				
	Malta	07 Mar 2020	29-Aug-21	36,089	50	440	-	1.2%	7,180	6,889	412,948	411,798	80.0
	Moldova	07 Mar 2020	29-Aug-21	266,988	204	6,394	4	2.4%	10,046	2,954	573,001	675,967	16.8
	Bulgaria	08 Mar 2020	29-Aug-21	451,599	451	18,731	26	4.1%	6,474	4,062	1,089,066	1,155,078	16.8
	Albania	09 Mar 2020	29-Aug-21	144,847	768	2,492	2	1.7%	5,075	-	812,555	615,422	21.4
	Cyprus	09 Mar 2020	29-Aug-21	113,277	208	499	2	0.4%	9,451	43,345	570,003	515,011	58.0
	Channel Islands	09 Mar 2020	27-Aug-21	1,237	-	18	-	1.5%	1,896		32,969	13,618	20.3
	Jersey	10 Mar 2020	27-Aug-21	9,249	-	77	-	0.8%	10,185		75,860	71,783	71.0
	Kazakhstan	13 Mar 2020	29-Aug-21	779,927	5,993	9,118	135	1.2%	4,213	-	6,564,783	5,283,826	27.8
	Kosovo	13 Mar 2020	27-Aug-21	137,070	-	2,378	-	1.7%	7,639				
	Uzbekistan	15 Mar 2020	29-Aug-21	154,844	811	1,070	6	0.7%	461		8,569,841	1,232,807	3.6
	Greenland	16 Mar 2020	29-Aug-21	333	4	-	-	0.0%	592		39,425	31,316	55.1
	Montenegro	17 Mar 2020	29-Aug-21	114,364	556	1,716	4	1.5%	18,382		208,847	180,981	28.8
	Kyrgyzstan	18 Mar 2020	29-Aug-21	175,437	213	2,518	5	1.4%	2,717		676,156	431,907	6.5
	Isle of Man	19 Mar 2020	29-Aug-21	6,629	42	38	-	0.6%	7,837		65,639	61,142	71.6
Tajikistan	30 Apr 2020	29-Aug-21	16,778	82	124	-	0.7%	180		1,891,850	363,895	3.7	
UAE	29 Jan 2020	29-Aug-21	716,381	987	2,038	2	0.3%	7,332	37,082	8,485,738	7,417,604	74.2	
Iran	19 Feb 2020	29-Aug-21	4,926,964	31,516	106,482	581	2.2%	5,942	1,640	16,986,882	6,150,817	7.2	
Israel	21 Feb 2020	29-Aug-21	1,051,152	5,352	6,989	39	0.7%	11,611	17,389	5,951,660	5,468,800	62.2	
Lebanon	21 Feb 2020	28-Aug-21	599,298	-	8,040	-	1.3%	8,742	-	1,335,375	1,065,690	15.7	
Kuwait	24 Feb 2020	29-Aug-21	409,552	189	2,417	1	0.6%	9,735	2,972	2,668,082	923,307	21.3	
Oman	24 Feb 2020	29-Aug-21	302,132	103	4,057	1	1.3%	6,073		2,336,980	1,042,882	20.0	

	Bahrain	24 Feb 2020	29-Aug-21	272,341	95	1,388	-	0.5%	16,594	12,470	1,142,176	1,085,079	62.1
	Iraq	24 Feb 2020	29-Aug-21	1,874,435	6,083	20,699	67	1.1%	4,768	1,161	826,007	494,900	1.2
	Qatar	29 Feb 2020	29-Aug-21	232,366	179	602	-	0.3%	8,205	2,176	2,312,974	2,056,610	70.2
	Saudi Arabia	02 Mar 2020	29-Aug-21	544,004	208	8,532	6	1.6%	1,587	1,975	21,899,035	14,128,054	40.0
	Jordan	02 Mar 2020	29-Aug-21	795,161	811	10,383	15	1.3%	7,872	3,375	3,422,595	2,868,623	27.9
	Palestine	05 Mar 2020	29-Aug-21	366,705	1,696	3,940	3	1.1%	7,827		648,395	429,818	8.2
	Syria	22 Mar 2020	29-Aug-21	27,654	115	2,003	5	7.2%	162		230,510	158,010	0.9
	Yemen	10 Apr 2020	29-Aug-21	7,784	33	1,461	11	18.8%	27		298,161	13,322	0.0
AFRICA	Egypt	14 Feb 2020	28-Aug-21	287,644	-	16,714	-	5.8%	287		5,109,996	2,894,590	2.8
	Algeria	25 Feb 2020	29-Aug-21	195,162	491	5,209	30	2.7%	453		3,421,279	724,812	1.6
	Nigeria	28 Feb 2020	28-Aug-21	190,983	-	2,361	-	1.2%	95	69	2,550,390	1,416,623	0.7
	Tunisia	02 Mar 2020	29-Aug-21	660,587	2,265	23,369	187	3.5%	5,649	1,246	3,686,470	1,763,024	14.8
	Morocco	02 Mar 2020	29-Aug-21	853,373	3,841	12,437	76	1.5%	2,340	1,043	18,204,563	14,337,280	38.4
	Senegal	02 Mar 2020	29-Aug-21	72,709	91	1,749	7	2.4%	446	179	1,147,553	564,998	3.3
	South Africa	05 Mar 2020	29-Aug-21	2,764,931	7,740	81,595	134	3.0%	4,722	1,081	9,026,420	5,601,878	9.3
	Cameroon	06 Mar 2020	26-Aug-21	83,425	-	1,350	-	1.6%	322		343,672	74,476	0.3
	Togo	06 Mar 2020	29-Aug-21	21,181	144	180	-	0.8%	262	262	356,897	178,621	2.1
	Burkina Faso	09 Mar 2020	28-Aug-21	13,759	-	171	-	1.2%	68		53,814	17,696	0.1
	Democratic Republic of Congo	10 Mar 2020	27-Aug-21	54,508	-	1,057	-	1.9%	63		82,039	5,871	0.0
	Ivory Coast	11 Mar 2020	28-Aug-21	54,856	-	424	-	0.8%	213	173	1,297,822		
	Reunion	11 Mar 2020	24-Aug-21	48,683	-	332	-	0.7%	6,266				
	Ghana	13 Mar 2020	24-Aug-21	117,636	-	1,008	-	0.9%	387	-	865,422	405,971	1.3
	Guinea	13 Mar 2020	26-Aug-21	29,209	-	326	-	1.1%	229		729,160	362,749	2.7
	Gabon	13 Mar 2020	28-Aug-21	25,819	-	165	-	0.6%	1,188	1,702	77,761	53,037	2.3
	Sudan	13 Mar 2020	26-Aug-21	37,699	-	2,831	-	7.5%	88		643,569	186,113	0.4
	Kenya	13 Mar 2020	28-Aug-21	234,589	-	4,694	-	2.0%	446	-	1,894,240	798,799	1.5
	Ethiopia	13 Mar 2020	29-Aug-21	306,117	1,040	4,644	13	1.5%	273	77	2,394,866		
	Central African Republic	14 Mar 2020	23-Aug-21	11,270	-	99	-	0.9%	238		82,083	13,779	0.3
Seychelles	14 Mar 2020	27-Aug-21	19,777	-	104	-	0.5%	20,258		73,777	69,713	70.5	
Rwanda	14 Mar 2020	29-Aug-21	86,613	371	1,079	5	1.2%	686	1,164	1,242,465	481,097	3.6	
Namibia	14 Mar 2020	29-Aug-21	124,716	98	3,372	2	2.7%	5,000	604	204,142	100,944	3.9	
Swaziland	14 Mar 2020	29-Aug-21	42,828	109	1,081	14	2.5%	3,730		96,175	109,596	9.4	
Mauritania	14 Mar 2020	28-Aug-21	33,158	-	702	-	2.1%	733	-	228,536	25,619	0.5	
Mayotte	14 Mar 2020	28-Aug-21	19,739	-	175	-	0.9%	12,411					
Equatorial Guinea	15 Mar 2020	29-Aug-21	9,326	153	124	1	1.3%	688	754	197,657	148,062	10.2	
Republic of Congo	15 Mar 2020	26-Aug-21	13,533	-	183	-	1.4%	252		184,812	105,475	1.9	
Benin	16 Mar 2020	27-Aug-21	13,366	-	128	-	1.0%	113	-	54,367	42,212	0.3	

Liberia	16 Mar 2020	02-Aug-21	5,459	-	148	-	2.7%	111		104,545	27,392	0.5
Tanzania	16 Mar 2020	10-Aug-21	1,367	-	50	-	3.7%	2		218,621	218,621	0.4
Somalia	16 Mar 2020	28-Aug-21	17,210	-	953	-	5.5%	111		188,765	93,757	0.6
Gambia	17 Mar 2020	29-Aug-21	9,626	93	314	3	3.3%	410	110	178,481	142,904	5.8
Zambia	17 Mar 2020	29-Aug-21	206,051	158	3,596	5	1.7%	1,154	216	309,993	261,363	1.4
Mauritius	18 Mar 2020	26-Aug-21	8,667	-	27	-	0.3%	685		791,795	704,703	55.3
Djibouti	18 Mar 2020	29-Aug-21	11,741	13	157	-	1.3%	1,206		35,396	22,849	2.3
Niger	19 Mar 2020	29-Aug-21	5,839	-	198	-	3.4%	25		404,104	86,445	0.3
Chad	19 Mar 2020	29-Aug-21	4,991	1	174	-	3.5%	31		33,525	11,865	0.1
Zimbabwe	20 Mar 2020	28-Aug-21	124,367	-	4,390	-	3.5%	849	259	2,513,053	1,597,301	10.6
Cape Verde	20 Mar 2020	28-Aug-21	35,147	-	308	-	0.9%	6,391		212,766	49,398	8.8
Madagascar	20 Mar 2020	28-Aug-21	42,862	-	955	-	2.2%	159	17	197,001		
Uganda	21 Mar 2020	27-Aug-21	119,732	-	2,991	-	2.5%	270	71	901,900	242,310	0.5
Eritrea	21 Mar 2020	28-Aug-21	6,640	-	37	-	0.6%	187				
Angola	21 Mar 2020	28-Aug-21	47,079	-	1,192	-	2.5%	148		1,110,558	731,010	2.2
Mozambique	22 Mar 2020	29-Aug-21	145,863	139	1,851	9	1.3%	480	33	1,207,600	656,629	2.0
Libya	24 Mar 2020	29-Aug-21	305,793	2,003	4,184	19	1.4%	4,512		837,907	52,050	0.8
Guinea-Bissau	25 Mar 2020	28-Aug-21	5,745	-	116	-	2.0%	299		28,097	2,993	0.2
Mali	25 Mar 2020	29-Aug-21	14,857	11	539	-	3.6%	76		173,242	86,477	0.4
Botswana	30 Mar 2020	26-Aug-21	153,793	-	2,213	-	1.4%	6,676		252,722	181,922	7.6
Sierra Leone	31 Mar 2020	26-Aug-21	6,363	-	121	-	1.9%	81		82,145	15,170	0.2
Burundi	31 Mar 2020	27-Aug-21	12,390	-	10	-	0.1%	107				
Malawi	02 Apr 2020	29-Aug-21	60,345	32	2,161	4	3.6%	324	-	662,638	397,700	2.0
South Sudan	05 Apr 2020	28-Aug-21	11,403	-	120	-	1.1%	103	-	52,226	4,763	0.0
Sao Tome and Principe	06 Apr 2020	28-Aug-21	2,590	-	37	-	1.4%	1,204		32,114	11,873	5.3
Comoros	30 Apr 2020	28-Aug-21	4,062	-	147	-	3.6%	477		175,038	64,126	7.2
Lesotho	13May 2020	26-Aug-21	14,395	-	403	-	2.8%	677		71,597	32,181	1.5
			207,466,633	315,442	4,292,948	4,227	2.1%					

COVID-19 Epi curve among ASEAN Countries

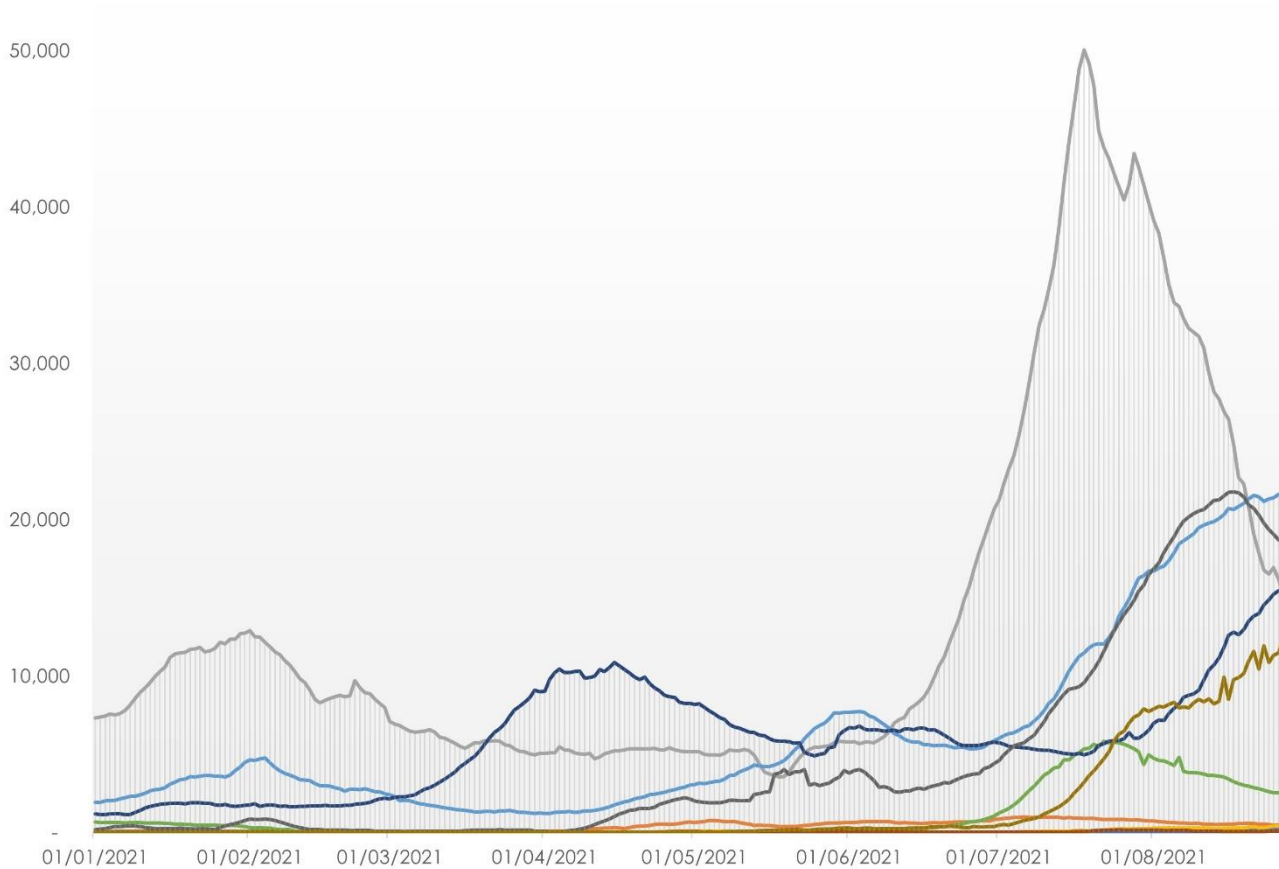
as of 29 August 2021



7-Day Rolling Average of COVID-19 new cases

as of 29 August 2021

60,000



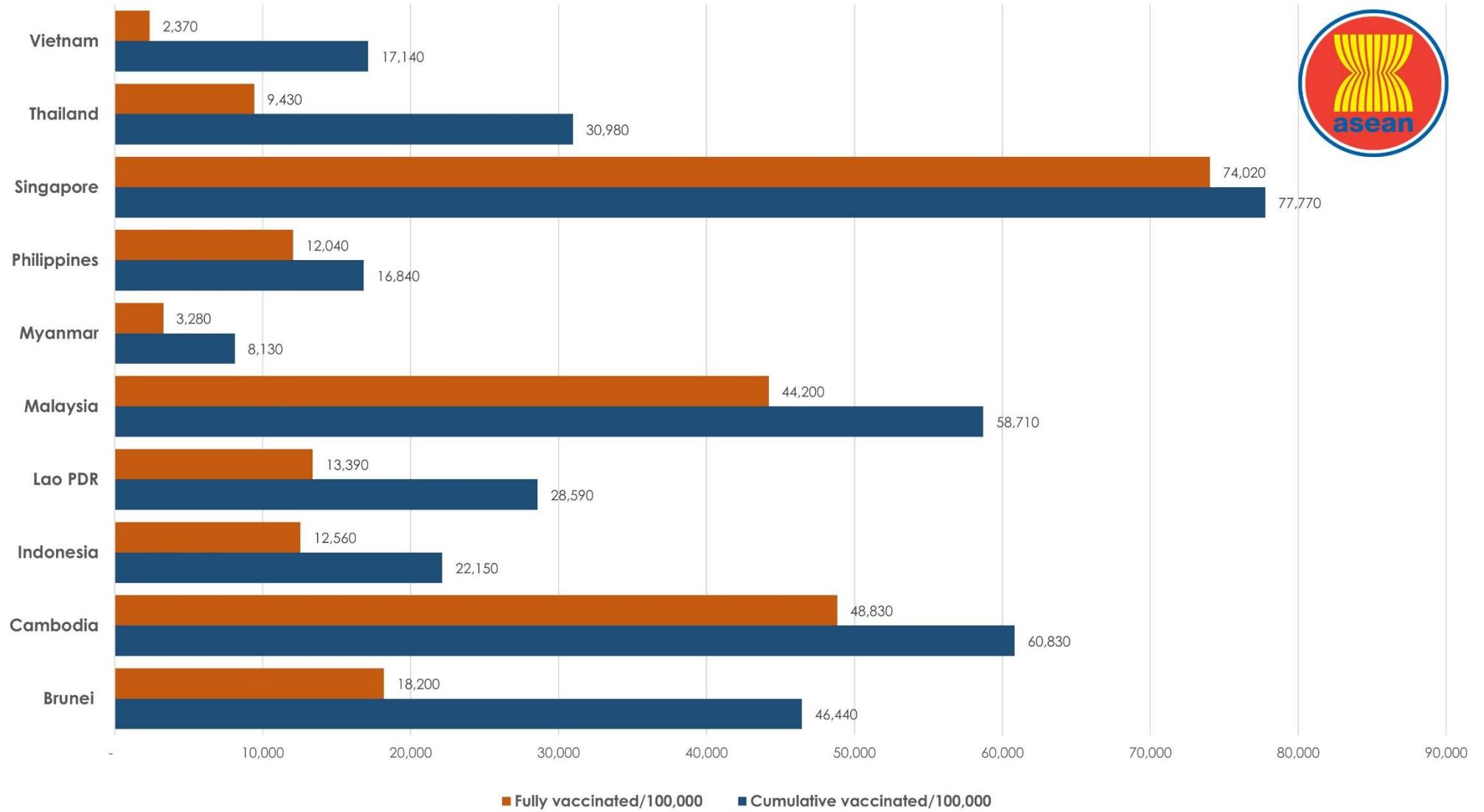
— Brunei — Cambodia — Indonesia — Lao PDR — Malaysia
 — Myanmar — Philippines — Singapore — Thailand — Vietnam

ASEAN Country	New Cases Rate of Change 7-Day Window*	P-value
Brunei	-7.005	0.116
Cambodia	-15.495	0
Indonesia	-581.852	0.003
Lao PDR	3.036	0.709
Malaysia	53.832	0.05
Myanmar	-10.291	0.534
Philippines	281.112	0
Singapore	11.352	0
Thailand	-311.469	0
Vietnam	198.01	0.085

*Beta coefficient of linear line of best fit; equal to the rate of change in the 7-day rolling average of new cases over the past 7 days (as of August 29, 2021)

COVID-19 Vaccination Status

as of 29 August 2021



Outlook Assessment

as of 28 August 2021

ASEAN MEMBER STATE	REQUIREMENT					
	At least 80% of the high-risk population has been vaccinated with at least one dose of a COVID-19 vaccine.		At least 65% of the total population has a level of immunity to COVID-19; either recovered from COVID-19 or have been vaccinated with at least one dose of a COVID-19 vaccine.		Case levels are generally low (a 7-day rolling average number of daily new cases that is <10 cases per 100,000, with each day's past-14-day test positivity is consistently <5%).	
	% of High risk population with one dose	Projected Completion Date <i>(moderate case scenario)</i>	% of Total population with one dose	Projected Completion Date <i>(moderate case scenario)</i>	Daily cases/100,000	Test positivity last 14 days
Brunei	>80.0	Aug 2021	46.6		30.498	
Cambodia	>80.0	Jun 2021	65.6	Aug 2021	2.630	
Indonesia	>80.0	Aug 2021	24.6	May 2022	5.245	17.7
Lao PDR	> 80.0	Aug 2021	31.3	Apr 2022	4.587	13.7
Malaysia	>80.0	Jul 2021-	61.2	Sep 2021	67.170	13.2
Myanmar	13.6	-	9.0	-	4.658	24.2
Philippines	75.2	Nov 2021	19.5	Apr 2022	14.572	22.8
Singapore	>80.0	May 2021	>80.2	Jul 2021	1.823	0.1
Thailand	>80.0	Aug 2021	32.6	Dec 2021	26.114	35.2
Vietnam	59.4		18.5		12.701	4.5

