

COVID-19 Situational Report in the ASEAN Region

ASEAN BioDiaspora Virtual Center (ABVC)

as of November 3, 2021



Canada



COVID-19: Highlights and Situation Overview

Global Update

- Worldwide, there have been over 248 million cases and over 5 million deaths attributed to COVID-19.

Regional Update

- Philippines' Department of Health (DOH) reported 2,303 new COVID-19 cases on November 2 (Tuesday), the lowest number of daily cases since March, bringing the total number of confirmed cases in the country to 2,792,656. The DOH also reported that 128 more people have died from COVID-19 complications, bringing the country's death toll to 43,404. An authority from DOH said that except for two regions in the northern Philippines, most regions, including Metro Manila, are classified as low risk. She added that only five areas in the country are under alert level 4 on a scale of 5, adding that most of the regions are under alert level 2.
- Singapore reported 3,496 new COVID-19 cases on November 2 Tuesday (Tuesday) and its weekly infection growth rate rises. The weekly infection growth rate also increased from 1.05 on Monday to 1.09 on Tuesday. This refers to the ratio of community cases in the past week over the week before. According to the Ministry of Health (MOH), the overall utilization rate of the intensive care unit (ICU) went up on Tuesday (November 2), at 72.7%- up from 67.1% on Monday (November 1). Among the 3,496 new COVID-19 cases reported on Tuesday, 3,352 new cases were found in the community, 141 in migrant worker dormitories and 3 were imported cases.

Vaccine Update

- Indonesia became the first country to approve the new vaccine for COVID-19 created by US-based Novavax. In an announcement, Novavax chief executive affirmed the company's commitment to equitable global access. The vaccine will be produced by the Serum Institute of India (SII), and deliveries will begin imminently according to a statement from Novavax. Novavax and its partner Serum Institute of India (SII) in September applied to the World Health Organization for an emergency use authorization (EUA) listing of Novavax's COVID-19 vaccine, clearing the way for the shot to be shipped to countries participating in the COVID-19 Vaccines Global Access Facility (COVAX). Novavax and Serum Institute of India have committed to providing more than 1.1 billion doses of vaccine to COVAX to facilitate equal access to vaccines for low and middle-income countries. So far, clinical trials in the United States and Mexico showed that Novavax's vaccine has an efficacy of 90.4%. In addition, Novavax has also applied for EUA in various countries, including the UK, Australia, India and the Philippines. In addition, the company, along with Japanese partner Takeda Pharmaceutical Co said that it was also preparing to seek regulatory approval for a rollout in Japan early next year.
- Malaysia reported a total of 22,393,720 individuals or 95.7% of the adult population in the country have completed their COVID-19 vaccination as of November 2. Based on the Health Ministry's data on the CovidNow portal, 22,885,170 individuals or 97.8% of the adult population have received at least one dose of the vaccine. In addition, a total of 122,142 doses were administered on Tuesday to both the adult and the adolescent populations, bringing the cumulative total of doses of vaccine administered under the National COVID-19

Immunization Programme (NIP) to 50,306,343. As for teenagers aged 12 to 17 years, 69% or 2,171,270 individuals have completed their vaccination while 83.2% or 2,619,573 individuals have received at least one dose of the vaccine under the NIP for Adolescent which began on September 8. Meanwhile, 56,493 COVID-19 booster doses were administered yesterday, bringing the cumulative total to 407,607.

Travel Advisories (new update/s)

- Indonesia: The Indonesian government has decided to reduce the mandatory quarantine period for international travellers, both for Indonesian citizens and foreigners, from five to three days. This rule applies to international travellers who have met the requirements, including being fully vaccinated and has a negative RT-PCR result for COVID-19 before departure and upon arrival in Indonesia. Meanwhile, domestic travellers who have been fully vaccinated are required to show negative antigen swab test results or PCR tests for those who have received only one shot of vaccine. To date, visitors from 19 countries, including China, France, New Zealand and the United Arab Emirates, have been allowed to travel to Bali. Indonesia is also proposing the establishment of a vaccinated travel lane (VTL) with Australia.
- Laos: Lao government will continue with a tourism program in 2022 to invite Lao and foreign tourists, especially from China and South Korea, who are fully vaccinated against COVID-19.
- Malaysia: Diplomats and expatriates, including their dependents residing in the Peninsula, Sarawak and Labuan, are allowed to enter Sabah for social visits without obtaining special state government approval starting November 4. State Local Government and Housing Minister said however, they must have a valid immigration pass to enter Sabah. He added that this permission is also extended to non-Sabah MyPR holders, Entry Permit Card or Entry Permit holders endorsed in passports currently residing in the Peninsula, Sarawak and Labuan.
- Myanmar: Myanmar's Foreign Affairs Ministry has further extended entry restrictions for travelers until November 30. The suspension will be applied to the entry of all travelers, the issuance of all types of visas and visa exemptions services until the end of this month.

Cases and Deaths as of 03 November 2021

- As of 03 November 2021 (2PM, GMT+8), worldwide, there were **248,775,164** confirmed cases, including **5,026,745** deaths. Globally, Case Fatality Rate (CFR) was **2.0**.
- In **China**, there were **126,166** confirmed cases with **5,696** deaths, including deaths in Hong Kong (213) and Taiwan (847). Confirmed cases in China include confirmed cases in Hong Kong (12,350), Macau (77), and Taiwan (16,421). CFR was **4.5**.
- **13,256,208 confirmed cases** of COVID-19 have been reported in the ASEAN region with a total of **279,557 deaths**, with a CFR of **2.1**.

REGION	COUNTRY	FIRST CONFIRMED CASE(S)	LATEST REPORT ON CONFIRMED CASE(S)	TOTAL CONFIRMED CASES	NEW CASES (7-DAY ROLLING AVERAGE)	TOTAL DEATHS	NEW DEATHS (7-DAY ROLLING AVERAGE)	CASE FATALITY RATE	CUMULATIVE CASES/ 100,000	NUMBER OF TESTS LAST 14 DAYS/ 100,000	CUMULATIVE VACCINATED	CUMULATIVE FULLY VACCINATED	FULLY VACCINATED / 100
ASEAN REGION	Brunei	10-Mar-20	02-Nov-21	13,321	75 (104)	89	- (1)	0.7%	3,074		352,709	254,727	57.7
	Cambodia	27-Jan-20	02-Nov-21	118,702	89 (100)	2,800	6 (7)	2.4%	720	-	13,709,487	13,065,834	77.1
	Indonesia	02-Mar-20	02-Nov-21	4,245,373	612 (612)	143,457	34 (27)	3.4%	1,569	-	120,553,182	74,444,261	26.9
	Lao PDR	24-Mar-20	02-Nov-21	41,829	873 (687)	70	3 (2)	0.2%	583	757	3,251,958	2,776,646	37.6

	Malaysia	25-Jan-20	02-Nov-21	2,481,339	5,071 (5,588)	29,045	70 (67)	1.2%	7,766	3,928	25,495,299	24,508,552	74.8
	Myanmar	23-Mar-20	02-Nov-21	502,024	1,074 (875)	18,728	14 (21)	3.7%	929	242	12,387,573	5,701,536	10.4
	Philippines	30-Jan-20	02-Nov-21	2,792,656	2,281 (3,855)	43,404	128 (190)	1.6%	2,583	324	27,836,530	27,442,969	24.7
	Singapore	23-Jan-20	02-Nov-21	200,844	2,470 (3,575)	421	14 (13)	0.2%	3,521	2,764	4,759,748	4,703,751	79.8
	Thailand	13-Jan-20	02-Nov-21	1,927,763	7,574 (8,700)	19,338	78 (68)	1.0%	2,769	255	42,388,465	30,911,219	44.2
	Vietnam	23-Jan-20	02-Nov-21	932,357	5,637 (5,169)	22,205	74 (58)	2.4%	967	1,072	57,332,644	24,597,231	25.1
				13,256,208	25,756	279,557	421	2.1%					

- **235,392,790 confirmed cases** of COVID-19 have been reported in **222 countries/states** (other than China, Hong Kong, Taiwan, Macau, and ASEAN countries):

REGION	COUNTRY	FIRST CONFIRMED CASE(S)	LATEST REPORT ON CONFIRMED CASE(S)	TOTAL CONFIRMED CASES	NEW CASES	TOTAL DEATHS	NEW DEATHS	CASE FATALITY RATE	CUMULATIVE CASES/ 100,000	NUMBER OF TESTS LAST 14 DAYS/ 100,000	CUMULATIVE IMMUNIZED	CUMULATIVE FULLY VACCINATED	FULLY VACCINATED/ 100
ASIA PACIFIC	Japan	16 Jan 2020	02-Nov-21	1,719,860	221	18,193	7	1.1%	1,362	425	98,250,592	91,771,479	72.8
	South Korea	20 Jan 2020	02-Nov-21	367,974	1,588	2,874	16	0.8%	712	839	41,224,561	38,804,722	75.6
	Nepal	24 Jan 2020	02-Nov-21	813,433	422	11,427	11	1.4%	2,843	320	8,621,449	6,647,322	22.4
	Australia	25 Jan 2020	02-Nov-21	173,165	1,135	1,756	13	1.0%	675	5,232	19,223,152	16,678,894	64.7
	Sri Lanka	27 Jan 2020	02-Nov-21	542,212	573	13,770	10	2.5%	2,487	337	15,262,192	13,319,379	62.0
	India	30 Jan 2020	01-Nov-21	34,296,237	-	458,880	-	1.3%	2,510	1,113	735,580,368	332,073,961	23.8
	Afghanistan	24 Feb 2020	02-Nov-21	156,307	23	7,281	-	4.7%	411		2,412,261	2,057,313	5.2
	Pakistan	26 Feb 2020	02-Nov-21	1,274,017	457	28,466	10	2.2%	588	259	71,328,306	41,319,385	18.4
	New Zealand	28 Feb 2020	02-Nov-21	6,723	129	28	-	0.4%	137	6,615	3,716,740	3,179,817	65.4
	Bhutan	05 Mar 2020	28-Oct-21	2,621	-	3	-	0.1%	343	2,641	586,321	518,135	66.4
	Maldives	07 Mar 2020	02-Nov-21	88,058	143	243	-	0.3%	16,585	7,715	394,522	357,358	65.7
	Bangladesh	08 Mar 2020	02-Nov-21	1,569,982	229	27,873	3	1.8%	963	-	42,156,550	29,235,603	17.6
	Mongolia	10 Mar 2020	02-Nov-21	361,338	1,021	1,755	10	0.5%	11,204	3,171	2,255,448	2,139,830	64.3
	Turkey	10 Mar 2020	02-Nov-21	8,091,462	29,796	71,052	224	0.9%	9,699	5,080	55,437,166	48,758,456	57.3
	French Polynesia	12 Mar 2020	29-Oct-21	46,716	-	636	-	1.4%	16,727		157,343	147,185	52.1
Guam	15 Mar 2020	01-Nov-21	18,286	-	242	-	1.3%	10,930		132,230	121,220	73.1	
New Caledonia	17 Mar 2020	02-Nov-21	11,052	67	267	1	2.4%	3,840		176,189	157,759	54.7	

	Fiji	18 Mar 2020	01-Nov-21	52,180	-	674	-	1.3%	5,863	-	629,006	560,232	62.1
	Papua New Guinea	21 Mar 2020	01-Nov-21	30,035	-	385	-	1.3%	342	-	183,856	106,657	1.2
	Timor Leste	21 Mar 2020	31-Oct-21	19,790	-	122	-	0.6%	1,530	158	543,053	353,922	26.3
	Northern Mariana Islands	28 Mar 2020	29-Oct-21	312	-	3	-	1.0%	545		36,530	34,904	61.4
	North Korea	24 Jul 2020	25-Jul-20	1	-	-	-	0.0%	0				
	Solomon Islands	03 Oct 2020	16-Apr-21	20	-	-	-	0.0%	3		121,778	31,054	4.4
	Wallis et Futuna	17 Oct 2020	06-May-21	445	-	7	-	1.6%	2,777		5,938	5,639	50.8
	Marshall Islands	26 Oct 2020	17-Nov-20	4	-	-	-	0.0%	7		24,116	20,292	34.7
	Vanuatu	11 Nov 2020	24-Oct-21	6	-	1	-	16.7%	2		72,276	32,736	10.4
	Samoa	18 Nov 2020	12-Feb-21	3	-	-	-	0.0%	2		121,713	81,809	40.9
	Micronesia	11 Jan 2021	11-Jan-21	1	-	-	-	0.0%	1		45,931	40,331	38.9
	Palau	31 May 2021	08-Oct-21	8	-	-	-	0.0%	44		17,976	15,695	87.7
AMERICAS	USA	21 Jan 2020	02-Nov-21	46,937,533	6,249	767,616	180	1.6%	14,300	3,196	221,760,691	191,197,741	56.9
	Canada	25 Jan 2020	02-Nov-21	1,719,591	1,102	29,043	20	1.7%	4,525	2,314	29,861,851	28,319,399	74.4
	Brazil	26 Feb 2020	01-Nov-21	21,818,919	-	608,212	-	2.8%	10,304	-	159,200,858	120,758,718	56.4
	Mexico	28 Feb 2020	01-Nov-21	3,808,205	-	288,464	-	7.6%	2,985	122	74,634,486	60,629,516	46.5
	Saint Martin	01 Mar 2020	29-Oct-21	3,872	-	56	-	1.4%	10,189				
	Ecuador	01 Mar 2020	26-Oct-21	515,859	-	32,958	-	6.4%	2,969	124	11,800,967	10,090,387	56.4
	Dominican Republic	01 Mar 2020	02-Nov-21	383,317	841	4,138	5	1.1%	3,569	315	6,728,113	5,326,123	48.6
	Chile	03 Mar 2020	02-Nov-21	1,698,127	1,341	37,782	5	2.2%	8,960	3,954	16,480,154	15,089,760	78.5
	Argentina	03 Mar 2020	01-Nov-21	5,289,945	-	115,989	-	2.2%	11,771	744	34,328,689	25,983,978	57.0
	Peru	05 Mar 2020	01-Nov-21	2,202,189	-	200,276	-	9.1%	6,774	144	18,961,618	15,454,291	46.3
	Costa Rica	06 Mar 2020	01-Nov-21	560,563	-	7,078	-	1.3%	11,106	275	3,597,302	2,527,143	49.2
	Colombia	06 Mar 2020	01-Nov-21	5,003,977	-	127,311	-	2.5%	9,940	970	30,087,518	21,356,231	41.7
	French Guiana	06 Mar 2020	02-Nov-21	44,784	230	311	5	0.7%	22,907				
	Martinique	06 Mar 2020	17-Oct-21	42,634	-	670	-	1.6%	9,848				
	Paraguay	07 Mar 2020	01-Nov-21	461,086	-	16,249	-	3.5%	6,545	313	2,919,121	2,361,819	32.7
	Panama	10 Mar 2020	01-Nov-21	472,736	-	7,315	-	1.5%	11,133	1,885	2,978,656	2,378,778	54.3

Bolivia	10 Mar 2020	31-Oct-21	513,810	-	18,928	-	3.7%	4,463	562	4,562,128	3,861,325	32.6
Honduras	11 Mar 2020	01-Nov-21	375,778	-	10,256	-	2.7%	3,856		3,886,595	2,968,472	29.5
Cuba	11 Mar 2020	02-Nov-21	953,183	549	8,246	6	0.9%	8,410	-	9,922,533	7,258,251	64.1
Guyana	11 Mar 2020	01-Nov-21	35,657	-	925	-	2.6%	4,555		380,257	241,211	30.5
Jamaica	12 Mar 2020	02-Nov-21	89,170	47	2,246	3	2.5%	3,024	451	593,995	380,980	12.8
St Vincent and the Grenadines	12 Mar 2020	30-Oct-21	4,995	-	68	-	1.4%	4,517	-	26,208	17,755	16.0
Saint Lucia	13 Mar 2020	01-Nov-21	12,586	-	258	-	2.0%	6,885		49,423	38,023	20.6
Trinidad and Tobago	13 Mar 2020	01-Nov-21	57,419	-	1,709	-	3.0%	4,116	-	623,313	602,032	42.9
Venezuela	13 Mar 2020	01-Nov-21	407,866	-	4,902	-	1.2%	1,430		9,926,613	6,190,629	21.6
Guatemala	13 Mar 2020	01-Nov-21	601,657	-	15,137	-	2.5%	3,624	635	5,331,029	3,265,017	17.9
Uruguay	13 Mar 2020	01-Nov-21	394,053	-	6,080	-	1.5%	11,383	571	2,762,746	2,621,389	75.2
Curacao	13 Mar 2020	02-Nov-21	17,100	9	175	1	1.0%	10,855		100,835	92,349	56.0
Puerto Rico	13 Mar 2020	01-Nov-21	184,866	-	3,234	-	1.7%	5,788		2,627,390	2,350,817	73.6
Suriname	13 Mar 2020	02-Nov-21	49,119	100	1,094	2	2.2%	8,449		250,315	201,868	34.1
Antigua and Barbuda	13 Mar 2020	31-Oct-21	4,062	-	102	-	2.5%	4,183	-	55,942	49,560	50.2
Guadeloupe	13 Mar 2020	27-Oct-21	54,537	-	742	-	1.4%	12,311				
Cayman Islands	13 Mar 2020	28-Oct-21	1,650	-	2	-	0.1%	2,540		56,365	54,136	81.4
Aruba	14 Mar 2020	02-Nov-21	15,937	6	171	-	1.1%	14,991		82,682	76,855	71.7
Bahamas	15 Mar 2020	01-Nov-21	22,429	-	643	-	2.9%	5,759	-	132,240	122,845	31.0
US Virgin Islands	16 Mar 2020	31-Oct-21	7,206	-	81	-	1.1%	6,758		55,950	49,152	47.0
Sint Maarten	17 Mar 2020	01-Nov-21	4,498	-	75	-	1.7%	11,043		26,343	24,329	56.0
Montserrat	17 Mar 2020	09-Oct-21	41	-	1	-	2.4%	439		1,502	1,409	28.3
Barbados	17 Mar 2020	02-Nov-21	18,459	436	158	2	0.9%	6,431		148,757	126,355	43.9
El Salvador	18 Mar 2020	01-Nov-21	113,422	-	3,647	-	3.2%	1,758	-	4,314,392	3,789,448	58.1
Nicaragua	18 Mar 2020	26-Oct-21	16,422	-	207	-	1.3%	251		944,476	362,357	5.4
Bermuda	18 Mar 2020	01-Nov-21	5,657	-	104	-	1.8%	8,850		47,155	45,615	73.5
Haiti	19 Mar 2020	30-Oct-21	23,960	-	671	-	2.8%	213		88,251	35,933	0.3
Dominica	22 Mar 2020	29-Oct-21	4,823	-	32	-	0.7%	6,717		27,793	24,756	34.3
Grenada	22 Mar 2020	01-Nov-21	5,850	-	198	-	3.4%	5,223		38,205	31,417	27.8

	Belize	23 Mar 2020	01-Nov-21	27,149	-	495	-	1.8%	6,955	6,710	199,932	144,531	35.7
	Turks and Caicos Islands	23 Mar 2020	31-Oct-21	2,982	-	23	-	0.8%	7,808		28,305	26,112	66.6
	Saint Kitts and Nevis	24 Mar 2020	01-Nov-21	2,675	-	25	-	0.9%	5,064	5,522	25,921	24,281	45.4
	British Virgin Islands	25 Mar 2020	06-Oct-21	2,725	-	37	-	1.4%	9,074		17,902	15,970	52.5
	Anguilla	26 Mar 2020	29-Oct-21	944	-	1	-	0.1%	7,122		9,548	9,157	60.5
	Caribbean Netherlands	01 Apr 2020	01-Nov-21	2,444	-	19	-	0.8%	13,569		19,109	16,736	63.3
	Falkland Islands	03 Apr 2020	06-Oct-21	68	-	-	-	0.0%	2,578		2,632	1,775	50.3
	Saint Pierre and Miquelon	05 Apr 2020	04-Oct-21	32	-	-	-	0.0%	456				
	Saint Barthelemy	25 Jul 2020	21-Oct-21	1,589	-	6	-	0.4%	18,805				
EUROPE	France	24 Jan 2020	02-Nov-21	7,170,782	2,039	117,763	74	1.6%	10,693		51,173,481	45,861,703	67.9
	Germany	27 Jan 2020	02-Nov-21	4,647,105	17,748	96,403	127	2.1%	5,590	1,078	57,727,042	55,479,545	66.1
	Finland	29 Jan 2020	02-Nov-21	159,798	807	1,170	12	0.7%	2,895	1,824	4,231,745	3,883,069	70.0
	Italy	30 Jan 2020	02-Nov-21	4,777,614	2,831	132,161	41	2.8%	7,923	9,363	46,636,798	43,151,642	71.5
	Russian Federation	31 Jan 2020	02-Nov-21	8,593,200	39,008	240,871	1,178	2.8%	5,952	3,368	55,691,008	47,683,391	32.7
	Spain	31 Jan 2020	02-Nov-21	5,016,968	5,820	87,423	55	1.7%	10,657	1,210	38,036,436	37,315,511	79.8
	Sweden	31 Jan 2020	31-Oct-21	1,174,273	-	15,040	-	1.3%	11,417		7,249,725	6,894,119	67.9
	United Kingdom of Great Britain	31 Jan 2020	02-Nov-21	9,130,857	33,546	140,964	292	1.5%	13,662	11,765	49,987,325	45,712,351	67.0
	Belgium	05 Feb 2020	30-Oct-21	1,360,650	-	25,994	-	1.9%	11,848	6,009	8,697,961	8,553,327	73.5
	Switzerland	25 Feb 2020	02-Nov-21	879,049	1,954	11,274	10	1.3%	10,252	3,237	5,722,090	5,525,410	63.4
	Austria	25 Feb 2020	02-Nov-21	840,902	5,398	11,380	11	1.4%	9,473	45,265	5,903,630	5,622,580	62.2
	Croatia	25 Feb 2020	02-Nov-21	472,259	785	9,291	40	2.0%	11,611	3,129	1,911,657	1,798,069	44.1
	Norway	26 Feb 2020	02-Nov-21	209,241	626	902	-	0.4%	3,913	1,977	4,205,089	3,741,865	68.5
	Romania	26 Feb 2020	02-Nov-21	1,666,097	11,073	48,664	591	2.9%	8,607	3,386	6,471,940	6,297,622	32.9
	Estonia	26 Feb 2020	02-Nov-21	196,951	1,569	1,550	10	0.8%	14,846	7,480	796,164	761,153	57.4
	Georgia	26 Feb 2020	02-Nov-21	726,941	5,553	10,136	47	1.4%	19,539	20,505	1,013,828	907,106	22.8
	North Macedonia	26 Feb 2020	02-Nov-21	203,298	593	7,159	14	3.5%	9,758	-	835,860	775,825	37.3
Greece	26 Feb 2020	02-Nov-21	754,451	6,856	16,050	60	2.1%	7,040	21,338	6,646,463	6,379,804	61.5	

Denmark	27 Feb 2020	02-Nov-21	391,221	1,981	2,716	-	0.7%	6,724	16,208	4,481,517	4,413,327	75.9
San Marino	27 Feb 2020	25-Oct-21	5,509	-	92	-	1.7%	16,270		25,085	22,218	65.3
Lithuania	27 Feb 2020	02-Nov-21	412,769	2,189	5,936	23	1.4%	14,811	7,466	1,811,644	1,724,281	64.1
Netherlands	27 Feb 2020	01-Nov-21	2,139,746	-	18,423	-	0.9%	12,345	1,098	12,988,775	11,785,410	68.6
Azerbaijan	27 Feb 2020	02-Nov-21	534,748	2,178	7,132	31	1.3%	5,335	1,504	5,258,620	4,402,511	43.1
Belarus	28 Feb 2020	02-Nov-21	604,037	1,979	4,662	16	0.8%	6,381	13,072	2,759,758	2,006,423	21.3
Iceland	28 Feb 2020	02-Nov-21	13,829	90	33	-	0.2%	3,827	5,085	282,927	278,667	81.2
Ireland	28 Feb 2020	02-Nov-21	452,172	3,723	5,436	-	1.2%	9,151	4,030	3,809,915	3,747,419	75.2
Monaco	29 Feb 2020	02-Nov-21	3,418	2	36	-	1.1%	8,772		26,672	23,308	59.0
Czech Republic	01 Mar 2020	02-Nov-21	1,773,291	7,637	30,807	32	1.7%	16,620		6,240,447	6,095,177	56.8
Luxembourg	01 Mar 2020	01-Nov-21	82,092	-	848	-	1.0%	13,243	4,036	429,387	399,522	62.9
Armenia	01 Mar 2020	02-Nov-21	310,629	1,232	6,441	62	2.1%	10,502	6,330	466,785	210,247	7.1
Latvia	02 Mar 2020	02-Nov-21	221,795	1,884	3,312	43	1.5%	11,595	13,204	1,162,748	1,016,660	54.5
Portugal	02 Mar 2020	02-Nov-21	1,091,592	450	18,171	9	1.7%	10,630	3,380	9,011,536	8,862,628	87.2
Andorra	02 Mar 2020	29-Oct-21	15,516	-	130	-	0.8%	20,114	2,401	54,383	48,309	62.5
Liechtenstein	03 Mar 2020	02-Nov-21	3,594	15	61	-	1.7%	9,453	5,061	25,069	24,439	63.9
Ukraine	03 Mar 2020	02-Nov-21	2,955,693	19,455	68,727	700	2.3%	6,659	1,832	10,453,650	7,535,928	17.3
Slovenia	04 Mar 2020	02-Nov-21	338,244	1,136	4,766	11	1.4%	16,200	3,364	1,188,712	1,119,181	53.8
Hungary	04 Mar 2020	02-Nov-21	876,497	1,867	30,920	39	3.5%	8,971	2,766	5,955,207	5,736,378	59.5
Poland	04 Mar 2020	02-Nov-21	3,034,668	4,517	77,021	9	2.5%	7,992	1,621	20,248,449	19,965,507	52.8
Faroe Islands	04 Mar 2020	01-Nov-21	2,212	-	3	-	0.1%	4,544		39,719	37,836	77.1
Bosnia and Herzegovina	05 Mar 2020	02-Nov-21	452,172	3,723	5,436	-	1.2%	9,151	4,030	3,809,915	3,747,419	75.2
Gibraltar	05 Mar 2020	02-Nov-21	6,029	32	98	-	1.6%	17,890		40,583	39,814	118.2
Slovakia	06 Mar 2020	02-Nov-21	487,916	2,287	13,076	31	2.7%	8,946	5,924	2,497,311	2,302,091	42.2
Serbia	06 Mar 2020	02-Nov-21	1,155,756	7,111	10,078	60	0.9%	16,642	3,842	3,153,364	3,002,829	43.5
Vatican City	06 Mar 2020	17-Oct-20	27	-	-	-	0.0%	2,932				
Malta	07 Mar 2020	02-Nov-21	37,702	29	462	1	1.2%	7,501	4,636	430,283	428,333	83.2
Moldova	07 Mar 2020	02-Nov-21	340,188	1,074	7,870	42	2.3%	12,800	1,068	824,986	876,595	21.8
Bulgaria	08 Mar 2020	01-Nov-21	608,499	-	24,309	-	4.0%	8,723	5,874	1,407,830	1,518,989	22.0
Albania	09 Mar 2020	02-Nov-21	186,222	725	2,937	6	1.6%	6,525	-	1,013,959	887,865	30.9
Cyprus	09 Mar 2020	02-Nov-21	123,251	249	576	1	0.5%	10,283	48,025	605,307	570,471	63.7

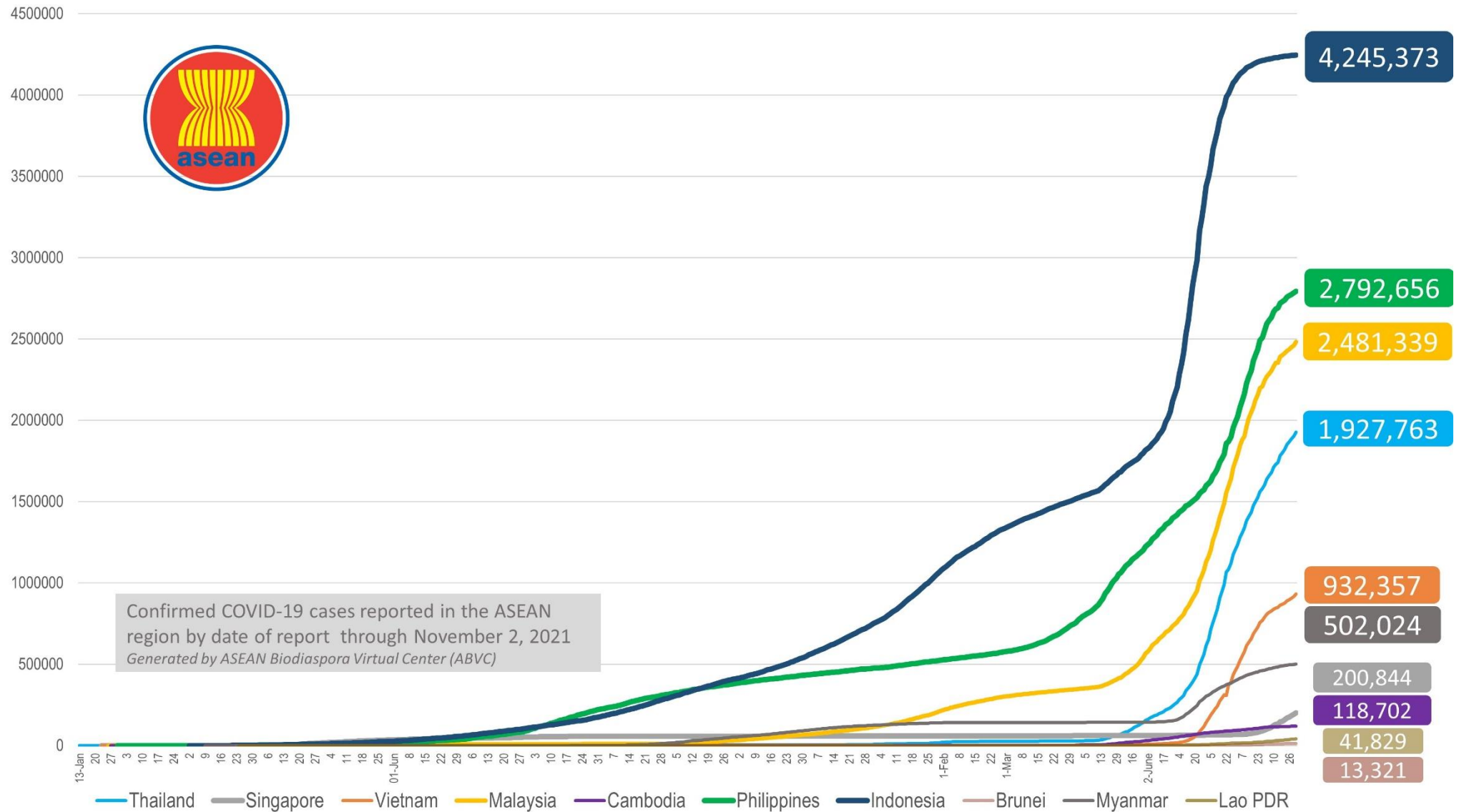
	Channel Islands	09 Mar 2020	02-Nov-21	2,185	15	23	-	1.1%	3,350		32,969	13,618	20.3
	Jersey	10 Mar 2020	02-Nov-21	11,207	54	80	-	0.7%	12,341		78,809	74,589	73.8
	Kazakhstan	13 Mar 2020	02-Nov-21	941,793	1,181	12,133	19	1.3%	5,087	-	8,300,105	7,500,328	39.5
	Kosovo	13 Mar 2020	02-Nov-21	160,767	5	2,977	-	1.9%	8,960				
	Uzbekistan	15 Mar 2020	02-Nov-21	186,521	277	1,327	2	0.7%	555		13,499,070	5,882,086	17.3
	Greenland	16 Mar 2020	02-Nov-21	823	13	-	-	0.0%	1,464		40,121	37,043	65.1
	Montenegro	17 Mar 2020	02-Nov-21	145,314	622	2,113	6	1.5%	23,357		257,518	243,438	38.8
	Kyrgyzstan	18 Mar 2020	02-Nov-21	181,425	98	2,674	2	1.5%	2,810		987,156	758,105	11.4
	Isle of Man	19 Mar 2020	02-Nov-21	9,796	58	57	-	0.6%	11,581		67,896	64,525	75.6
	Tajikistan	30 Apr 2020	16-Oct-21	17,086	-	124	-	0.7%	183		2,678,569	2,140,688	22.0
MIDDLE EAST	UAE	29 Jan 2020	02-Nov-21	740,057	74	2,137	1	0.3%	7,574	38,409	9,672,732	8,683,700	86.9
	Iran	19 Feb 2020	02-Nov-21	5,944,599	10,104	126,616	160	2.1%	7,170	1,683	52,199,440	33,088,940	38.9
	Israel	21 Feb 2020	02-Nov-21	1,331,519	3,368	8,106	4	0.6%	14,708	10,700	6,238,846	5,733,649	65.2
	Lebanon	21 Feb 2020	01-Nov-21	642,225	-	8,509	-	1.3%	9,368	-	1,778,651	1,534,632	22.7
	Kuwait	24 Feb 2020	02-Nov-21	412,731	23	2,462	-	0.6%	9,810	4,914	2,668,082	923,307	21.3
	Oman	24 Feb 2020	02-Nov-21	304,308	9	4,111	-	1.4%	6,117		3,065,137	2,614,847	50.1
	Bahrain	24 Feb 2020	02-Nov-21	276,917	43	1,393	-	0.5%	16,873	11,613	1,177,889	1,142,016	65.3
	Iraq	24 Feb 2020	02-Nov-21	2,057,716	1,315	23,223	27	1.1%	5,235	638	5,896,149	3,474,677	8.4
	Qatar	29 Feb 2020	02-Nov-21	239,508	134	611	-	0.3%	8,457	1,502	2,360,308	2,218,292	75.7
	Saudi Arabia	02 Mar 2020	01-Nov-21	548,666	-	8,796	-	1.6%	1,601	1,470	24,226,322	21,558,040	61.0
	Jordan	02 Mar 2020	02-Nov-21	866,451	1,790	11,062	10	1.3%	8,577	4,168	3,962,920	3,534,187	34.4
	Palestine	05 Mar 2020	01-Nov-21	454,172	-	4,689	-	1.0%	9,694		1,416,215	1,295,155	24.8
	Syria	22 Mar 2020	01-Nov-21	43,666	-	2,574	-	5.9%	256		802,963	497,534	2.7
	Yemen	10 Apr 2020	02-Nov-21	9,806	7	1,894	4	19.3%	34		327,016	192,413	0.6
AFRICA	Egypt	14 Feb 2020	01-Nov-21	331,968	-	18,711	-	5.6%	331		17,937,206	10,567,410	10.1
	Algeria	25 Feb 2020	02-Nov-21	206,649	83	5,927	3	2.9%	480		6,364,327	4,815,027	10.8
	Nigeria	28 Feb 2020	01-Nov-21	212,051	-	2,898	-	1.4%	106	66	5,693,300	3,079,239	1.5
	Tunisia	02 Mar 2020	01-Nov-21	712,776	-	25,244	-	3.5%	6,095	408	5,596,309	4,516,636	37.8
	Morocco	02 Mar 2020	02-Nov-21	946,543	260	14,683	5	1.6%	2,595	400	24,198,013	22,041,110	59.0
	Senegal	02 Mar 2020	02-Nov-21	73,922	2	1,878	-	2.5%	454	69	1,281,042	879,073	5.1
	South Africa	05 Mar 2020	02-Nov-21	2,922,391	169	89,197	18	3.1%	4,991	559	15,329,097	12,317,435	20.5
	Cameroon	06 Mar 2020	27-Oct-21	102,499	-	1,686	-	1.6%	396		416,855	160,803	0.6
	Togo	06 Mar 2020	02-Nov-21	26,086	7	242	-	0.9%	323	162	929,347	446,134	5.3
	Burkina Faso	09 Mar 2020	20-Oct-21	14,793	-	214	-	1.4%	73		325,119	297,231	1.4
	Democratic Republic of Congo	10 Mar 2020	01-Nov-21	57,565	-	1,098	-	1.9%	66		110,521	38,163	0.0

Ivory Coast	11 Mar 2020	01-Nov-21	61,311	-	696	-	1.1%	238	98	2,314,075	918,872	3.4
Reunion	11 Mar 2020	26-Oct-21	54,668	-	374	-	0.7%	7,036				
Ghana	13 Mar 2020	27-Oct-21	130,287	-	1,182	-	0.9%	428	63	2,149,123	830,643	2.6
Guinea	13 Mar 2020	31-Oct-21	30,667	-	385	-	1.3%	240		1,513,854	733,327	5.4
Gabon	13 Mar 2020	28-Oct-21	35,525	-	239	-	0.7%	1,635	1,805	128,226	100,155	4.4
Sudan	13 Mar 2020	23-Oct-21	40,238	-	3,099	-	7.7%	94		1,154,253	581,846	1.3
Kenya	13 Mar 2020	02-Nov-21	253,409	70	5,282	1	2.1%	482	-	3,688,884	1,632,996	3.0
Ethiopia	13 Mar 2020	02-Nov-21	365,776	404	6,486	19	1.8%	326	-	3,515,870	1,259,077	1.1
Central African Republic	14 Mar 2020	30-Oct-21	11,579	-	100	-	0.9%	244		361,984	321,668	6.5
Seychelles	14 Mar 2020	29-Oct-21	22,177	-	119	-	0.5%	22,717		81,101	76,283	77.1
Rwanda	14 Mar 2020	02-Nov-21	99,765	38	1,332	-	1.3%	790	1,099	3,712,692	1,914,734	14.4
Namibia	14 Mar 2020	02-Nov-21	128,956	18	3,554	-	2.8%	5,170	640	320,985	253,232	9.8
Swaziland	14 Mar 2020	02-Nov-21	46,438	8	1,242	-	2.7%	4,045		243,248	235,360	20.1
Mauritania	14 Mar 2020	01-Nov-21	37,368	-	797	-	2.1%	826	-	938,294	617,951	12.9
Mayotte	14 Mar 2020	29-Oct-21	20,555	-	185	-	0.9%	12,924				
Equatorial Guinea	15 Mar 2020	29-Oct-21	13,368	-	167	-	1.2%	986	623	241,430	189,571	13.1
Republic of Congo	15 Mar 2020	31-Oct-21	17,670	-	278	-	1.6%	328		289,849	120,167	2.1
Benin	16 Mar 2020	27-Oct-21	24,749	-	161	-	0.7%	210	-	238,775	207,440	1.7
Liberia	16 Mar 2020	01-Nov-21	5,815	-	287	-	4.9%	118		365,900	344,837	6.7
Tanzania	16 Mar 2020	27-Oct-21	26,154	-	725	-	2.8%	45		885,579	965,778	1.6
Somalia	16 Mar 2020	10-Oct-21	21,269	-	1,180	-	5.5%	138		363,367	304,737	1.9
Gambia	17 Mar 2020	31-Oct-21	9,973	-	341	-	3.4%	425	63	230,412	216,356	8.7
Zambia	17 Mar 2020	02-Nov-21	209,760	21	3,661	-	1.7%	1,174	308	311,049	535,918	2.8
Mauritius	18 Mar 2020	31-Oct-21	17,812	-	176	-	1.0%	1,407		901,578	848,419	66.6
Djibouti	18 Mar 2020	02-Nov-21	13,486	4	182	1	1.3%	1,385		66,010	26,087	2.6
Niger	19 Mar 2020	02-Nov-21	6,399	23	216	3	3.4%	27		498,894	397,212	1.6
Chad	19 Mar 2020	01-Nov-21	5,105	-	175	-	3.4%	32		165,934	58,246	0.3
Zimbabwe	20 Mar 2020	02-Nov-21	133,047	40	4,683	4	3.5%	908	230	3,323,538	2,610,380	17.3
Cape Verde	20 Mar 2020	01-Nov-21	38,218	-	349	-	0.9%	6,950		293,634	217,093	38.6
Madagascar	20 Mar 2020	26-Oct-21	43,626	-	963	-	2.2%	162	-	381,633	184,632	0.7
Uganda	21 Mar 2020	31-Oct-21	126,272	-	3,217	-	2.5%	285	105	2,854,082	415,486	0.9
Eritrea	21 Mar 2020	02-Nov-21	6,860	21	45	-	0.7%	193				
Angola	21 Mar 2020	01-Nov-21	64,458	-	1,713	-	2.7%	203		4,498,272	1,665,947	4.9
Mozambique	22 Mar 2020	02-Nov-21	151,316	14	1,932	1	1.3%	498	-	3,667,470	2,203,587	6.9
Libya	24 Mar 2020	01-Nov-21	358,463	-	5,139	-	1.4%	5,289		1,545,739	442,541	6.4
Guinea-Bissau	25 Mar 2020	30-Oct-21	6,134	-	141	-	2.3%	319		127,719	11,650	0.6
Mali	25 Mar 2020	02-Nov-21	16,148	50	568	3	3.5%	82		322,703	262,521	1.3
Botswana	30 Mar 2020	01-Nov-21	187,281	-	2,407	-	1.3%	8,130	-	676,342	267,573	11.2

Sierra Leone	31 Mar 2020	03-Oct-21	6,396	-	121	-	1.9%	82		318,380	110,744	1.4
Burundi	31 Mar 2020	30-Oct-21	20,078	-	14	-	0.1%	174		615		
Malawi	02 Apr 2020	02-Nov-21	61,802	2	2,302	-	3.7%	332	-	975,341	556,336	2.8
South Sudan	05 Apr 2020	01-Nov-21	12,410	-	133	-	1.1%	112	-	84,839	49,532	0.4
Sao Tome and Principe	06 Apr 2020	31-Oct-21	3,714	-	56	-	1.5%	1,727		80,345	28,493	12.8
Comoros	30 Apr 2020	01-Nov-21	4,272	-	147	-	3.4%	502		245,694	162,098	18.2
Lesotho	13May 2020	01-Nov-21	21,640	-	658	-	3.0%	1,018		347,836	339,506	15.7
			235,392,790	268,909	4,741,492	4,505	2.0%					

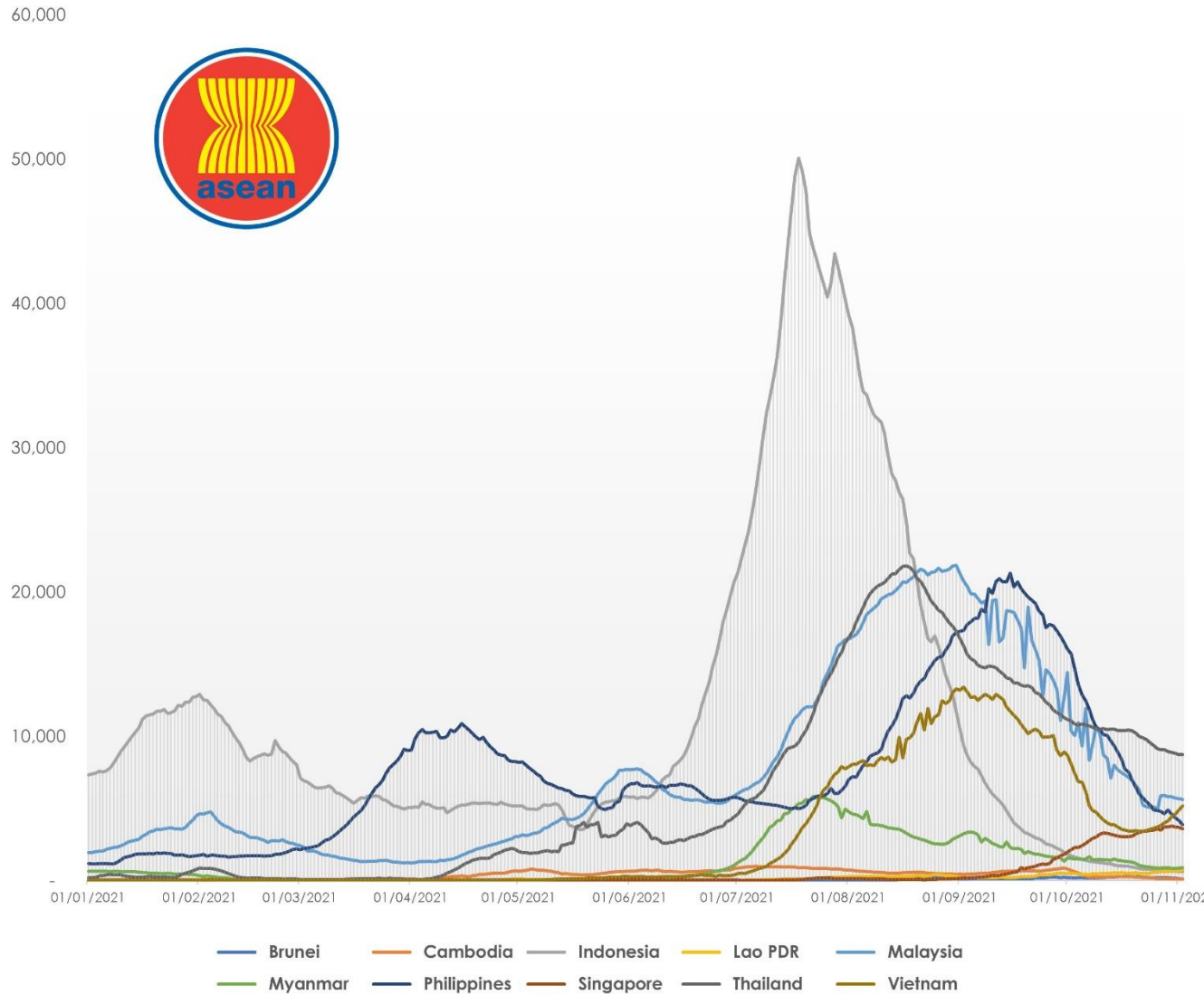
COVID-19 Epi curve among ASEAN Countries

as of 2 November 2021



7-Day Rolling Average of COVID-19 new cases

as of 2 November 2021

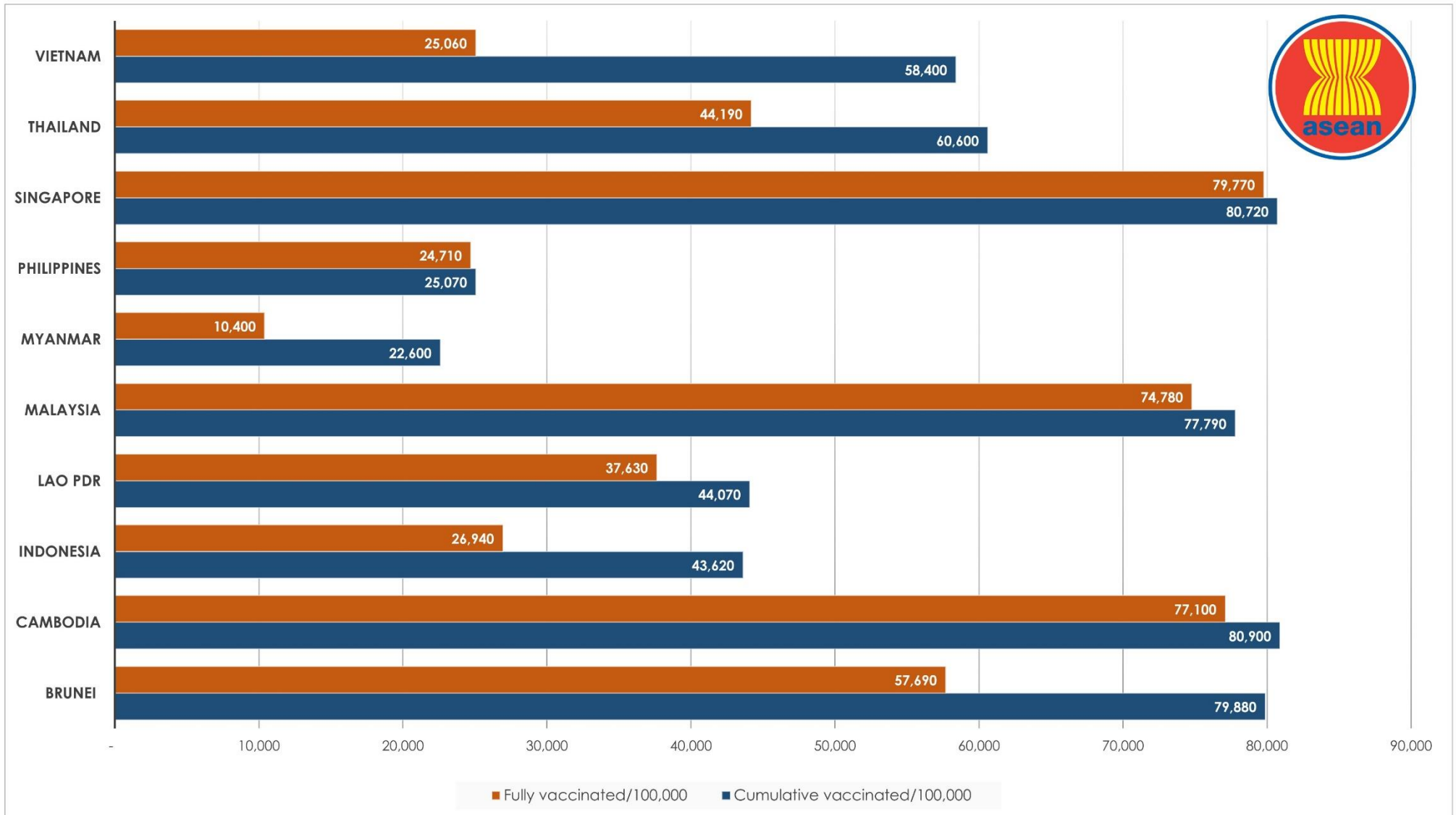


ASEAN Country	New Cases Rate of Change 7-Day Window*	P-value
Brunei	-14.77	0.001
Cambodia	-5.01	0
Indonesia	-10.66	0.003
Lao PDR	16.71	0.001
Malaysia	-46.22	0.001
Myanmar	-0.96	0.838
Philippines	-152.11	0.005
Singapore	9.64	0.645
Thailand	-68.49	0
Vietnam	225.65	0

*Beta coefficient of linear line of best fit; equal to the rate of change in the 7-day rolling average of new cases over the past 7 days (as of November 2, 2021)


COVID-19 Vaccination Status

as of 2 November 2021



Outlook Assessment

as of 31 October 2021

 ASEAN MEMBER STATE	REQUIREMENT							
	At least 80% of the high-risk population has been vaccinated with at least one dose of a COVID-19 vaccine.		At least 65% of the total population has a level of immunity to COVID-19; either recovered from COVID-19 or have been vaccinated with at least one dose of a COVID-19 vaccine.		Case levels are generally low (a 7-day rolling average number of daily new cases that is <10 cases per 100,000, with each day's past-14-day test positivity is consistently <5%).		Government Policy on containment and health (strictness and comprehensiveness in COVID-19 related government policies)	
	% of High risk population with one dose	Population vaccinated/day (7-day average)	% of Total population with one dose	Completion date (moderate case scenario)	Daily cases/100,000	Test positivity last 14 days	Containment and health index score -Oxford COVID-19 Government Response Tracker (OxCGRT)	Change over the past 30 days
Brunei	>90.0	0%/day	80.1	0.17%/day	38.38	Unknown	82.1/100	0.0
Cambodia	>90.0	0%/day	87.1	0.04%/day	0.68	Unknown	65.2/100	-5.1
Indonesia	>90.0	0%/day	46.7	0.4%/day	0.23	Unknown	56.6/100	-14.9
Lao PDR	>90.0	0%/day	48.4	unknown	9.17	15.9	71.2/100	+0.9
Malaysia	>90.0	0%/day	79.8	0.05%/day	15.54	5.1	62.5/100	0.0
Myanmar	54.8	unknown-	24.1	unknown	1.52	6.0	85.5/100	+19.4
Philippines	>90.0	0%/day	28.7	unknown	4.26	11.3	81.3/100	+3.2
Singapore	>90.0	0%/day	84.9	0.04%/day	66.21	11.8	64.3/100	-4.2
Thailand	>90.0	0%/day	62.4	0.54%/day	12.73	20.8	68.5/100	+5.4
Vietnam	>90.0	0.20%/day	61.9	0.85%/day	4.55	3.2	74.7	+4.8



Report generated by
ASEAN Biodiaspora Virtual Center (ABVC)
 in collaboration with **Bluedot Inc.**
 Email: support@biodiaspora.org

