



## COVID-19: Highlights and Situation Overview

### Global Update

- Worldwide, there have been over 290 million cases and over 5.4 million deaths attributed to COVID-19.
- According to the World Health Organization (WHO), during the week of December 20-26, the global number of new cases has increased by 11% when compared to the previous week. This is in line with the gradually increasing trend that has been occurring since October. The global number of new deaths reported (44,000), was similar to the number reported the previous week (45,000). The region of the Americas reported the largest increase in new cases (39%), followed by the African region (7%). The South-East Asian region was the only region to report a continued decreasing trend in new cases (-12%) when compared to the previous week. The African region reported the largest increase in the number of new deaths (72%), which was followed by the South-East Asian (9%), and Americas (7%) regions. The European and Eastern Mediterranean regions reported a decrease in new deaths of -12% and -7%, respectively. Based on the BlueDot COVID-19 Data Suite, as of December 28, the top five countries with the highest seven-day rolling average number of daily new cases are the United States, United Kingdom, France, Spain, and Italy. The top five countries with the highest seven-day rolling average number of daily new cases per million population are Andorra, Denmark, San Marino, Aruba, and Ireland. As of December 28, Europe is the continent with the largest proportion of countries (47%, or 24 out of 51) with a high incidence rate (>350 per 100,000 over the past 14 days) and a stable or increasing trend in daily new cases over the last seven days. Africa has the highest proportion of countries (43%, or 24 out of 56) with a low (<=140) to moderate (140.1 - 350) incidence rate and an increasing trend in new cases over the last seven days. Both Asia (44%, or 21 out of 48) and Oceania (44%, or seven out of 16) have the highest proportion of countries reporting a low incidence rate (<= 140) with a stable or decreasing trend in new cases.
- As of December 29, a total of 327,313 confirmed cases of the Omicron variant (B.1.1.529) reported across 123 countries.

Country	Total number of confirmed cases	New case/s	Evidence of local transmission
Argentina	454	0	Evidence of community transmission
Australia	1,474	61	
Austria	2,116	285	
Belgium	638	21	
Bermuda	144	0	
Bosnia and Herzegovina	10	10	
Botswana	382	0	
Brazil	154	89	
Canada	9,824	1,203	
Chile	248	0	
Croatia	8	0	
Cyprus	63	0	

Czech Republic	45	6	
Denmark	46,140	5,882	
Ecuador	24	0	
Estonia	1,916	0	
Finland	34	0	
France	2,473	0	
Germany	13,129	2,686	
Gibraltar	122	0	
Greece	33	0	
Hungary	61	0	
Iceland	200	0	
India	951	251	
Indonesia	68	22	
Ireland	144	0	
Israel	1,741	623	
Italy	419	41	
Japan	316	0	
Lebanon	433	0	
Lithuania	46	0	
Namibia	18	0	
Nepal	3	0	
Netherlands	399	39	
Nigeria	45	0	
Norway	10,526	1,672	
Pakistan	75	69	
Palestine	48	13	
Panama	26	17	
Peru	71	0	
Poland	25	0	
Portugal	115	0	
Singapore	885	134	
Slovakia	11	1	
South Africa	1,894	179	
South Korea	558	109	

Spain	562	58	
Sweden	789	413	
Switzerland	680	58	
Thailand	739	225	
United Kingdom	210,122	32,921	
United States	13,612	2,647	
Zambia	46	28	
Zimbabwe	50	0	
Algeria	4	0	Imported cases only
Bahrain	1	0	
China	6	2	
Columbia	3	0	
Costa Rica	18	10	
Cuba	44	0	
Dominican Republic	1	0	
Egypt	3	0	
Fiji	2	0	
Georgia	24	0	
Guernsey	1	0	
Kenya	38	0	
Kuwait	13	0	
Latvia	164	0	
Malaysia	62	0	
Mauritius	14	0	
Myanmar	4	4	
New Zealand	71	17	
North Macedonia	1	0	
Paraguay	3	3	
Philippines	4	1	
Qatar	4	0	
Saudi Arabia	1	0	
Serbia	1	0	
Sierra Leone	1	0	
Sri Lanka	7	0	

Taiwan	50	2	
Tunisia	10	4	
Uganda	25	0	
Ukraine	1	0	
Venezuela	7	0	
Albania	2	0	Insufficient information
Brunei	8	0	
Burkina Faso	2	0	
Cambodia	34	3	
Curacao	1	1	
Jamaica	1	0	
Malawi	34	22	
Maldives	5	0	
Malta	34	0	
Montenegro	6	0	
Morocco	28	0	
Oman	15	0	
Republic of Congo	10	10	
Reunion (France)	20	1	
Senegal	26	0	
Slovenia	51	0	
Togo	5	0	
Turkey	117	70	
Vietnam	1	0	
Aruba	1	0	
Bangladesh	7	0	
Cayman Islands	44	0	
Ghana	66	0	
Hong Kong	70	12	
Iran	43	9	
Jordan	794	466	
Kosovo	9	0	
Liechtenstein	14	0	
Luxembourg	5	0	

Mayotte	1	0	
Mexico	47	4	
Mozambique	17	0	
Romania	38	0	
Russia	48	0	
Rwanda	6	0	
Trinidad and Tobago	5	0	
United Arab Emirates	1	0	

*\*This list is based on limited data, and may not capture the location of all local transmission events.*

### Regional Update

- Philippines' Department of Health (DOH) reported 4,600 new COVID-19 infections on January 2 (Sunday), bringing the total number of confirmed cases in the country to 2,851,931. The DOH also reported 25 more deaths from COVID-19 complications, bringing the country's death toll to 51,570. Authorities will tighten the COVID-19 restrictions in Metro Manila starting today (January 3) to curb the spreading infections blamed on high mobility during the holiday season, poor compliance with safety health protocols, and the emergence of the fast-spreading Omicron variant.
- Malaysia reported a total of 64 cases of the Omicron COVID-19 variant as of Monday (January 3) morning. According to the Health Director-General, along with the Omicron, 5,151 cases of the Delta variant, 233 cases of the Beta variant, and 14 cases of the Alpha variant were also detected; making up a total of 5,460 "Variants of Concern" (VoC). Meanwhile, for the Variants of Interest (VoI) cases, there were 13 cases of the Theta variant, four cases of the Kappa variant, and three cases of the Eta variant, adding the total to 20 cases. All Omicron cases, except one case in Sarawak, were imported cases. The highest number of the Omicron cases were found in Selangor (19) and Kuala Lumpur (17), followed by Sarawak (8), Pahang (4), Negri Sembilan (3), Perlis (3), Johor (2), Penang (2), Perak (2), Kedah (2), Melaka (1) and Terengganu (1). On January 2 (Sunday), the Health Ministry announced an indefinite halt to all Muslim minor pilgrimages to Saudi Arabia from January 8 after hundreds who returned to the country following their umrah were infected with COVID-19.

### Vaccine Update

- A total of 10 countries accounted for 65.1% of all vaccinations administered globally as of December 28. The top five countries/territories with the highest number of cumulative people fully vaccinated per 100,000 population are Gibraltar (118,860), United Arab Emirates (90,680), Portugal (89,310), Brunei Darussalam (87,290), and Singapore (87,000). Conversely, the top five countries with the lowest number of cumulative people fully vaccinated per 100,000 population are Burundi (30), the Democratic Republic of the Congo (110), Chad (480), Haiti (620), and Guinea-Bissau (1,130).
- Malaysia reported a total of 22,860,910 individuals or 97.7% of adult population have completed the vaccination, while 23,152,917 individuals or 98.9% have received at least one dose of the vaccine as of January 2 (Sunday). Based on the Health Ministry's CovidNow portal, a total of 2,756,810 individuals or 87.6% of the adolescent population aged between 12 and 17 in the country have completed

the vaccination while a total of 2,848,312 individuals or 90.5% cent of the group have received at least one dose of the vaccine. Meanwhile, a total of 94,040 doses of the vaccine were dispensed yesterday, with 1,264 of them as first dose, 1,340 second dose and 91,436 booster dose, bringing the cumulative number of vaccine doses administered under the National COVID-19 Immunization Programme (NIP) as of yesterday to 57,841,435, including 6,422,084 in booster doses.

### Travel Advisories (new update/s)

- Malaysia: The government had decided to temporarily suspend travel permission to perform umrah starting January 8 to curb the spread of the Omicron COVID-19 variant. The postponement was due to concerns over the spread of the variant due to non-compliance by umrah pilgrims with the home-quarantine procedure, resulting in infection among family members.
- Myanmar: Myanmar's Foreign Ministry on Saturday night announced the extension of the entry restrictions for travelers until January 31 due to the COVID-19 pandemic. The ministry said that the extension was made to continue its effective response to prevent the risks of import and spread of COVID-19. Until the end of January, the issuance of all types of visas and visa exemption services will also be suspended.

### Cases and Deaths as of 03 January 2022

- As of 03 January 2022 (2PM, GMT+8), worldwide, there were **290,798,535** confirmed cases, including **5,466,830** deaths. Globally, Case Fatality Rate (CFR) was **1.9**.
- In **China**, there were **132,350** confirmed cases with **5,699** deaths, including deaths in Hong Kong (213) and Taiwan (850). Confirmed cases in China include confirmed cases in Hong Kong (12,693), Macau (79) and Taiwan (17,070). CFR was **4.3**.
- **14,933,092 confirmed cases** of COVID-19 have been reported in the ASEAN region with a total of **305,344 deaths**, with a CFR of **2.0**.

REGION	COUNTRY	FIRST CONFIRMED CASE(S)	LATEST REPORT ON CONFIRMED CASE(S)	TOTAL CONFIRMED CASES	NEW CASES (7-DAY ROLLING AVERAGE)	TOTAL DEATHS	NEW DEATHS (7-DAY ROLLING AVERAGE)	CASE FATALITY RATE	CUMULATIVE CASES/ 100,000	NUMBER OF TESTS LAST 14 DAYS/ 100,000	CUMULATIVE VACCINATED	CUMULATIVE FULLY VACCINATED	FULLY VACCINATED / 100
ASEAN REGION	Brunei	10 Mar 20	30-Dec-21	15,470	- (3)	98	-	0.6%	3,570		405,092	385,414	87.3
	Cambodia	27 Jan 20	02-Jan-22	120,510	3 (9)	3,013	1 (1)	2.5%	731	-	14,259,542	13,655,973	80.6
	Indonesia	02 Mar 20	02-Jan-22	4,264,147	-	144,097	1 (6)	3.4%	1,576	761	165,900,887	114,103,362	41.3
	Lao PDR	24 Mar 20	02-Jan-22	112,767	684 (934)	380	6 (8)	0.3%	1,573	-	3,744,740	3,099,003	42.0
	Malaysia	25 Jan 20	02-Jan-22	2,764,354	2,882 (3,311)	31,532	19 (28)	1.1%	8,652	3,355	25,999,743	25,616,109	78.2
	Myanmar	23 Mar 20	02-Jan-22	531,025	79 (202)	19,274	2 (3)	3.6%	983	-	18,829,259	13,029,777	23.8
	Philippines	30 Jan 20	02-Jan-22	2,851,931	4,445 (1,899)	51,570	25 (53)	1.8%	2,638	272	56,110,301	49,626,439	44.7
	Singapore	23 Jan 20	02-Jan-22	280,290	429 (361)	829	- (1)	0.3%	4,914	-	4,799,168	4,744,632	87.0
	Thailand	13 Jan 20	02-Jan-22	2,229,558	3,112 (2,798)	21,720	12 (20)	1.0%	3,202	342	51,032,649	45,423,045	64.9
	Vietnam	23 Jan 20	02-Jan-22	1,763,040	16,948 (15,910)	32,831	221 (231)	1.9%	1,828	1,376	77,358,030	56,385,381	57.4
				<b>14,933,092</b>	<b>28,582</b>	<b>305,344</b>	<b>287</b>	<b>2.0%</b>					

- **275,733,093 confirmed cases** of COVID-19 have been reported in **223 countries/states** (other than China, Hong Kong, Taiwan, Macau, and ASEAN countries):

REGION	COUNTRY	FIRST CONFIRMED CASE(S)	LATEST REPORT ON CONFIRMED CASE(S)	TOTAL CONFIRMED CASES	NEW CASES	TOTAL DEATHS	NEW DEATHS	CASE FATALITY RATE	CUMULATIVE CASES/ 100,000	NUMBER OF TESTS LAST 14 DAYS/ 100,000	CUMULATIVE IMMUNIZED	CUMULATIVE FULLY VACCINATED	FULLY VACCINATED/ 100
ASIA PACIFIC	Japan	16 Jan 2020	02-Jan-22	1,734,204	564	18,300	2	1.1%	1,373	376	100,404,891	98,660,175	78.3
	South Korea	20 Jan 2020	02-Jan-22	639,083	3,830	5,694	69	0.9%	1,236	-	44,282,723	42,601,615	83.0
	Nepal	24 Jan 2020	02-Jan-22	828,986	213	11,596	2	1.4%	2,898	212	12,251,183	9,737,333	32.8
	Australia	25 Jan 2020	02-Jan-22	462,928	32,216	2,259	6	0.5%	1,805	10,824	20,444,346	19,755,837	76.6
	Sri Lanka	27 Jan 2020	02-Jan-22	587,935	339	15,019	22	2.6%	2,697	361	15,992,877	13,845,347	64.4
	India	30 Jan 2020	02-Jan-22	34,889,132	27,553	481,770	284	1.4%	2,553	1,008	846,975,771	607,094,031	43.6
	Afghanistan	24 Feb 2020	02-Jan-22	158,189	82	7,361	5	4.7%	416		4,397,449	3,566,192	9.0
	Pakistan	26 Feb 2020	02-Jan-22	1,296,527	594	28,941	8	2.2%	599	254	96,980,678	70,576,467	31.3
	New Zealand	28 Feb 2020	01-Jan-22	14,255	-	51	-	0.4%	290	3,430	3,975,039	3,854,768	75.3
	Bhutan	05 Mar 2020	26-Dec-21	2,660	-	3	-	0.1%	349	2,051	589,762	565,081	72.5
	Maldives	07 Mar 2020	02-Jan-22	96,052	161	262	-	0.3%	18,090	8,942	396,745	367,346	67.6
	Bangladesh	08 Mar 2020	02-Jan-22	1,586,466	557	28,077	1	1.8%	973	138	87,546,674	44,735,702	26.9
	Mongolia	10 Mar 2020	02-Jan-22	389,876	226	2,060	1	0.5%	12,089	2,034	2,266,150	2,164,097	65.0
	Turkey	10 Mar 2020	02-Jan-22	9,552,801	33,520	82,635	129	0.9%	11,450	4,729	56,914,268	51,604,894	60.7
	French Polynesia	12 Mar 2020	31-Dec-21	46,945	-	636	-	1.4%	16,809		169,995	159,100	56.3
	Guam	15 Mar 2020	01-Jan-22	19,618	-	270	-	1.4%	11,727		140,875	127,007	75.4
	New Caledonia	17 Mar 2020	31-Dec-21	12,792	-	281	-	2.2%	4,445		182,486	173,231	60.1
	Fiji	18 Mar 2020	01-Jan-22	54,147	-	700	-	1.3%	6,084	-	661,452	605,593	67.1
	Papua New Guinea	21 Mar 2020	29-Dec-21	36,158	-	590	-	1.6%	412	-	283,915	220,103	2.4
	Timor Leste	21 Mar 2020	01-Jan-22	19,839	-	122	-	0.6%	1,534	-	662,963	533,027	39.7
Northern Mariana Islands	28 Mar 2020	01-Jan-22	3,287	-	14	-	0.4%	5,745		43,358	39,878	76.9	
North Korea	24 Jul 2020	25-Jul-20	1	-	-	-	0.0%	0					



	<b>Solomon Islands</b>	03 Oct 2020	29-Dec-21	24	-	-	-	0.0%	4		179,973	55,945	8.0
	<b>Wallis et Futuna</b>	17 Oct 2020	03-Dec-21	454	-	7	-	1.5%	2,833		6,016	5,923	53.4
	<b>Marshall Islands</b>	26 Oct 2020	17-Nov-20	4	-	-	-	0.0%	7		26,082	22,893	29.5
	<b>Vanuatu</b>	11 Nov 2020	14-Dec-21	7	-	1	-	14.3%	2		102,308	50,403	16.0
	<b>Samoa</b>	18 Nov 2020	17-Dec-21	3	-	-	-	0.0%	2		141,424	121,765	60.8
	<b>Micronesia</b>	11 Jan 2021	11-Jan-21	1	-	-	-	0.0%	1		48,766	43,132	42.2
	<b>Palau</b>	31 May 2021	02-Jan-22	13	-	-	-	0.0%	72		18,765	16,532	76.8
	<b>Tonga</b>	05 Nov 2021	05-Nov-21	1	-				1		73,609	56,627	53.0
<b>AMERICAS</b>	<b>USA</b>	21 Jan 2020	02-Jan-22	55,922,814	58,295	847,293	131	1.5%	17,037	2,961	243,527,564	204,220,949	61.5
	<b>Canada</b>	25 Jan 2020	02-Jan-22	2,250,646	31,552	30,351	12	1.3%	5,922	4,307	31,744,569	29,414,103	77.3
	<b>Brazil</b>	26 Feb 2020	01-Jan-22	22,295,621	-	619,367	-	2.8%	10,529	285	166,199,307	143,441,284	67.0
	<b>Mexico</b>	28 Feb 2020	01-Jan-22	3,988,916	-	299,525	-	7.5%	3,127	106	81,916,351	72,846,741	55.9
	<b>Saint Martin</b>	01 Mar 2020	27-Dec-21	4,250	-	58	-	1.4%	11,184				
	<b>Ecuador</b>	01 Mar 2020	31-Dec-21	549,418	-	33,681	-	6.1%	3,162	270	14,167,326	12,569,652	70.3
	<b>Dominican Republic</b>	01 Mar 2020	02-Jan-22	421,953	2,026	4,249	2	1.0%	3,929	-	6,938,596	5,699,587	52.0
	<b>Chile</b>	03 Mar 2020	02-Jan-22	1,810,302	1,904	39,162	22	2.2%	9,552	3,205	17,290,562	16,528,860	86.0
	<b>Argentina</b>	03 Mar 2020	01-Jan-22	5,674,428	-	117,181	-	2.1%	12,627	1,806	38,200,181	32,659,545	71.6
	<b>Peru</b>	05 Mar 2020	31-Dec-21	2,296,831	-	202,690	-	8.8%	7,065	293	24,378,872	21,330,526	63.9
	<b>Costa Rica</b>	06 Mar 2020	28-Dec-21	570,556	-	7,353	-	1.3%	11,304	65	3,944,932	3,505,176	68.2
	<b>Colombia</b>	06 Mar 2020	01-Jan-22	5,169,855	-	129,986	-	2.5%	10,270	1,207	38,295,873	28,213,115	55.0
	<b>French Guiana</b>	06 Mar 2020	31-Dec-21	48,937	-	339	-	0.7%	25,031				
	<b>Martinique</b>	06 Mar 2020	28-Dec-21	48,473	-	779	-	1.6%	11,197				
	<b>Paraguay</b>	07 Mar 2020	01-Jan-22	468,346	-	16,631	-	3.6%	6,648	461	3,469,821	2,948,027	40.8
	<b>Panama</b>	10 Mar 2020	01-Jan-22	497,808	-	7,430	-	1.5%	11,723	2,881	3,028,948	2,468,386	56.3
	<b>Bolivia</b>	10 Mar 2020	31-Dec-21	599,753	-	19,680	-	3.3%	5,209	415	5,613,175	4,584,243	38.7
	<b>Honduras</b>	11 Mar 2020	29-Dec-21	379,542	-	10,434	-	2.7%	3,894		4,915,362	4,296,605	42.7
	<b>Cuba</b>	11 Mar 2020	02-Jan-22	966,942	469	8,324	1	0.9%	8,532	-	10,429,625	9,643,835	85.2
	<b>Guyana</b>	11 Mar 2020	01-Jan-22	39,779	-	1,054	-	2.6%	5,082		440,072	314,356	39.8
	<b>Jamaica</b>	12 Mar 2020	02-Jan-22	95,177	528	2,476	-	2.6%	3,228	415	712,468	566,889	19.1

<b>St Vincent and the Grenadines</b>	12 Mar 2020	28-Dec-21	5,850	-	81	-	1.4%	5,290	776	33,494	26,244	23.6
<b>Saint Lucia</b>	13 Mar 2020	01-Jan-22	13,732	-	301	-	2.2%	7,512		55,681	49,313	26.7
<b>Trinidad and Tobago</b>	13 Mar 2020	02-Jan-22	92,659	458	2,914	31	3.1%	6,642	-	712,707	668,982	47.7
<b>Venezuela</b>	13 Mar 2020	01-Jan-22	444,828	-	5,331	-	1.2%	1,560		18,393,519	11,608,305	40.4
<b>Guatemala</b>	13 Mar 2020	31-Dec-21	628,589	-	16,108	-	2.6%	3,786	306	6,535,250	4,686,883	25.7
<b>Uruguay</b>	13 Mar 2020	01-Jan-22	414,294	-	6,172	-	1.5%	11,968	3,383	2,767,523	2,674,704	76.8
<b>Curacao</b>	13 Mar 2020	01-Jan-22	22,141	-	189	-	0.9%	14,054		104,386	96,611	58.6
<b>Puerto Rico</b>	13 Mar 2020	01-Jan-22	272,290	-	3,308	-	1.2%	8,526		2,840,638	2,459,031	77.0
<b>Suriname</b>	13 Mar 2020	01-Jan-22	52,612	-	1,190	-	2.3%	9,050		261,545	228,253	38.6
<b>Antigua and Barbuda</b>	13 Mar 2020	30-Dec-21	4,283	-	119	-	2.8%	4,410	-	62,283	58,863	59.6
<b>Guadeloupe</b>	13 Mar 2020	22-Dec-21	56,035	-	750	-	1.3%	12,649				
<b>Cayman Islands</b>	13 Mar 2020	01-Jan-22	8,943	-	12	-	0.1%	13,769		58,591	56,891	85.6
<b>Aruba</b>	14 Mar 2020	02-Jan-22	21,471	489	181	-	0.8%	20,196		84,751	79,008	73.7
<b>Bahamas</b>	15 Mar 2020	02-Jan-22	25,285	-	717	-	2.8%	6,492	1,523	157,041	147,365	37.1
<b>US Virgin Islands</b>	16 Mar 2020	01-Jan-22	10,106	-	89	-	0.9%	9,478		63,307	53,783	50.6
<b>Sint Maarten</b>	17 Mar 2020	31-Dec-21	5,301	-	75	-	1.4%	13,014		27,141	25,163	58.0
<b>Montserrat</b>	17 Mar 2020	01-Jan-22	51	-	1	-	2.0%	546		1,547	1,472	29.6
<b>Barbados</b>	17 Mar 2020	01-Jan-22	28,810	-	262	-	0.9%	10,037		155,614	143,062	49.7
<b>El Salvador</b>	18 Mar 2020	01-Jan-22	121,945	-	3,825	-	3.1%	1,890	-	4,476,802	4,146,488	63.6
<b>Nicaragua</b>	18 Mar 2020	28-Dec-21	17,487	-	212	-	1.2%	267		4,879,356	2,905,785	43.4
<b>Bermuda</b>	18 Mar 2020	30-Dec-21	6,420	-	110	-	1.7%	10,044		46,666	45,762	73.7
<b>Haiti</b>	19 Mar 2020	29-Dec-21	25,985	-	766	-	2.9%	231		123,936	73,580	0.6
<b>Dominica</b>	22 Mar 2020	31-Dec-21	6,862	-	47	-	0.7%	9,556		29,426	27,618	38.3
<b>Grenada</b>	22 Mar 2020	31-Dec-21	6,299	-	200	-	3.2%	5,624		41,287	35,457	31.4
<b>Belize</b>	23 Mar 2020	31-Dec-21	32,840	-	602	-	1.8%	8,413	-	230,125	199,119	49.2
<b>Turks and Caicos Islands</b>	23 Mar 2020	01-Jan-22	3,560	-	26	-	0.7%	9,322		29,210	27,133	69.2
<b>Saint Kitts and Nevis</b>	24 Mar 2020	31-Dec-21	3,043	-	28	-	0.9%	5,761	2,185	27,615	25,619	47.8
<b>British Virgin Islands</b>	25 Mar 2020	31-Dec-21	3,492	-	39	-	1.1%	11,628		18,432	17,005	55.9

	<b>Anguilla</b>	26 Mar 2020	28-Dec-21	1,674	-	5	-	0.3%	12,630		10,079	9,223	61.0
	<b>Caribbean Netherlands</b>	01 Apr 2020	01-Jan-22	3,429	-	23	-	0.7%	19,037		19,109	16,736	63.3
	<b>Falkland Islands</b>	03 Apr 2020	17-Dec-21	83	-	-	-	0.0%	3,146		2,632	1,775	50.3
	<b>Saint Pierre and Miquelon</b>	05 Apr 2020	30-Dec-21	100	-	-	-	0.0%	1,426				
	<b>Saint Barthelemy</b>	25 Jul 2020	27-Dec-21	1,895	-	6	-	0.3%	22,426				
<b>EUROPE</b>	<b>France</b>	24 Jan 2020	02-Jan-22	10,250,358	58,432	123,942	91	1.2%	15,285	11,437	52,866,124	49,520,979	73.3
	<b>Germany</b>	27 Jan 2020	02-Jan-22	7,224,368	12,655	112,878	52	1.6%	8,690	-	61,682,745	59,189,767	70.6
	<b>Finland</b>	29 Jan 2020	31-Dec-21	260,292	-	1,564	-	0.6%	4,715	4,267	4,352,527	4,138,239	74.6
	<b>Italy</b>	30 Jan 2020	02-Jan-22	6,328,076	61,137	137,646	133	2.2%	10,495	16,201	48,375,501	44,731,459	74.1
	<b>Russian Federation</b>	31 Jan 2020	02-Jan-22	10,537,966	18,233	310,518	811	2.9%	7,299	3,373	73,944,505	67,008,180	45.9
	<b>Spain</b>	31 Jan 2020	30-Dec-21	6,294,745	-	89,405	-	1.4%	13,371	4,737	39,619,870	37,865,247	81.0
	<b>Sweden</b>	31 Jan 2020	30-Dec-21	1,314,784	-	15,271	-	1.2%	12,783		7,753,150	7,381,069	72.7
	<b>United Kingdom of Great Britain</b>	31 Jan 2020	02-Jan-22	13,235,401	134,943	148,851	73	1.1%	19,803	24,065	51,771,476	47,412,342	69.5
	<b>Belgium</b>	05 Feb 2020	01-Jan-22	2,105,343	-	28,331	-	1.3%	18,333	5,885	8,908,853	8,798,300	75.6
	<b>Switzerland</b>	25 Feb 2020	30-Dec-21	1,307,201	-	12,284	-	0.9%	15,245	6,823	5,970,895	5,824,512	66.8
	<b>Austria</b>	25 Feb 2020	02-Jan-22	1,285,510	3,283	13,752	3	1.1%	14,481	67,576	6,615,101	6,476,250	71.6
	<b>Croatia</b>	25 Feb 2020	02-Jan-22	720,951	413	12,609	38	1.7%	17,725	2,750	2,259,393	1,953,540	47.9
	<b>Norway</b>	26 Feb 2020	01-Jan-22	396,415	-	1,305	-	0.3%	7,413	3,520	4,282,767	3,918,456	71.7
	<b>Romania</b>	26 Feb 2020	02-Jan-22	1,811,300	958	58,796	17	3.2%	9,358	2,442	7,930,488	7,817,215	40.9
	<b>Estonia</b>	26 Feb 2020	01-Jan-22	242,123	-	1,938	-	0.8%	18,252	5,600	842,422	816,763	61.6
	<b>Georgia</b>	26 Feb 2020	02-Jan-22	937,640	796	13,905	45	1.5%	25,203	-	1,363,896	1,148,962	28.9
	<b>North Macedonia</b>	26 Feb 2020	02-Jan-22	225,730	246	7,975	6	3.5%	10,834	-	840,411	811,664	39.0
	<b>Greece</b>	26 Feb 2020	02-Jan-22	1,258,495	17,633	20,910	61	1.7%	11,744	40,150	7,469,232	7,011,997	67.6
	<b>Denmark</b>	27 Feb 2020	02-Jan-22	814,757	7,550	3,287	15	0.4%	14,003	31,663	4,805,475	4,575,503	78.7
	<b>San Marino</b>	27 Feb 2020	31-Dec-21	8,202	-	100	-	1.2%	24,223		24,306	21,625	63.6
<b>Lithuania</b>	27 Feb 2020	02-Jan-22	522,884	1,192	7,420	17	1.4%	18,763	4,723	1,917,552	1,831,887	68.1	
<b>Netherlands</b>	27 Feb 2020	02-Jan-22	3,165,793	17,478	20,957	6	0.7%	18,265	2,903	13,307,938	12,198,544	71.0	
<b>Azerbaijan</b>	27 Feb 2020	02-Jan-22	617,679	368	8,375	10	1.4%	6,162	1,130	5,169,392	4,676,580	45.7	

<b>Belarus</b>	28 Feb 2020	02-Jan-22	701,192	771	5,609	15	0.8%	7,407	2,657	4,356,041	3,228,165	34.2
<b>Iceland</b>	28 Feb 2020	30-Dec-21	27,059	-	37	-	0.1%	7,489	10,135	288,241	283,920	82.7
<b>Ireland</b>	28 Feb 2020	01-Jan-22	811,840	-	5,912	-	0.7%	16,429	8,439	3,892,818	3,837,016	77.0
<b>Monaco</b>	29 Feb 2020	02-Jan-22	5,253	43	39	-	0.7%	13,482		26,672	23,308	59.0
<b>Czech Republic</b>	01 Mar 2020	02-Jan-22	2,481,832	1,096	36,219	37	1.5%	23,261	7,019	6,820,236	6,649,257	62.0
<b>Luxembourg</b>	01 Mar 2020	31-Dec-21	103,766	-	915	-	0.9%	16,739	6,693	461,651	429,705	67.7
<b>Armenia</b>	01 Mar 2020	02-Jan-22	345,007	27	7,977	2	2.3%	11,665	2,578	934,028	692,082	23.3
<b>Latvia</b>	02 Mar 2020	02-Jan-22	277,021	180	4,579	2	1.7%	14,483	4,650	1,313,320	1,261,386	67.6
<b>Portugal</b>	02 Mar 2020	02-Jan-22	1,424,016	11,080	18,990	14	1.3%	13,867	25,085	9,180,041	9,103,550	89.5
<b>Andorra</b>	02 Mar 2020	31-Dec-21	23,740	-	140	-	0.6%	30,774	24,831	56,628	50,551	65.4
<b>Liechtenstein</b>	03 Mar 2020	02-Jan-22	6,208	41	69	-	1.1%	16,329	4,869	26,146	25,596	66.9
<b>Ukraine</b>	03 Mar 2020	02-Jan-22	3,674,538	1,863	96,187	98	2.6%	8,279	662	14,713,309	13,755,421	31.7
<b>Slovenia</b>	04 Mar 2020	02-Jan-22	466,554	843	5,603	6	1.2%	22,345	2,410	1,250,229	1,190,271	57.3
<b>Hungary</b>	04 Mar 2020	31-Dec-21	1,256,415	-	39,186	-	3.1%	12,860	2,267	6,266,064	5,981,569	62.1
<b>Poland</b>	04 Mar 2020	02-Jan-22	4,127,428	7,180	97,592	33	2.4%	10,870	2,410	21,674,039	21,046,692	55.7
<b>Faroe Islands</b>	04 Mar 2020	02-Jan-22	6,105	24	14	-	0.2%	12,542	56,255	41,437	40,528	82.6
<b>Bosnia and Herzegovina</b>	05 Mar 2020	31-Dec-21	291,313	-	13,442	-	4.6%	8,825	1,178	882,641	720,631	22.1
<b>Gibraltar</b>	05 Mar 2020	02-Jan-22	8,821	27	100	-	1.1%	26,174		41,173	40,065	118.9
<b>Slovakia</b>	06 Mar 2020	02-Jan-22	844,609	216	16,665	-	2.0%	15,486	6,497	2,720,661	2,432,642	44.6
<b>Serbia</b>	06 Mar 2020	02-Jan-22	1,302,856	1,907	12,760	21	1.0%	18,760	2,524	3,309,157	3,207,534	46.7
<b>Vatican City</b>	06 Mar 2020	17-Oct-20	27	-	-	-	0.0%	2,932				
<b>Malta</b>	07 Mar 2020	02-Jan-22	54,250	747	479	2	0.9%	10,793	15,921	444,615	435,874	84.5
<b>Moldova</b>	07 Mar 2020	02-Jan-22	376,602	168	10,290	6	2.7%	14,171	-	989,897	982,174	24.4
<b>Bulgaria</b>	08 Mar 2020	01-Jan-22	748,184	-	30,983	-	4.1%	10,725	4,301	1,904,143	1,914,966	27.8
<b>Albania</b>	09 Mar 2020	02-Jan-22	210,885	179	3,220	2	1.5%	7,389	-	1,141,486	1,031,132	35.9
<b>Cyprus</b>	09 Mar 2020	02-Jan-22	172,697	3,538	639	1	0.4%	14,409	86,528	664,971	607,884	67.8
<b>Channel Islands</b>	09 Mar 2020	31-Dec-21	8,085	-	24	-	0.3%	12,395		32,969	13,618	21.5
<b>Jersey</b>	10 Mar 2020	31-Dec-21	19,422	-	89	-	0.5%	21,387		81,104	76,747	75.9
<b>Kazakhstan</b>	13 Mar 2020	02-Jan-22	988,770	457	13,020	8	1.3%	5,341	-	8,990,965	8,521,029	44.9
<b>Kosovo</b>	13 Mar 2020	02-Jan-22	161,531	47	2,991	1	1.9%	9,003				
<b>Uzbekistan</b>	15 Mar 2020	02-Jan-22	199,118	88	1,485	-	0.7%	593		18,813,625	11,102,403	32.7

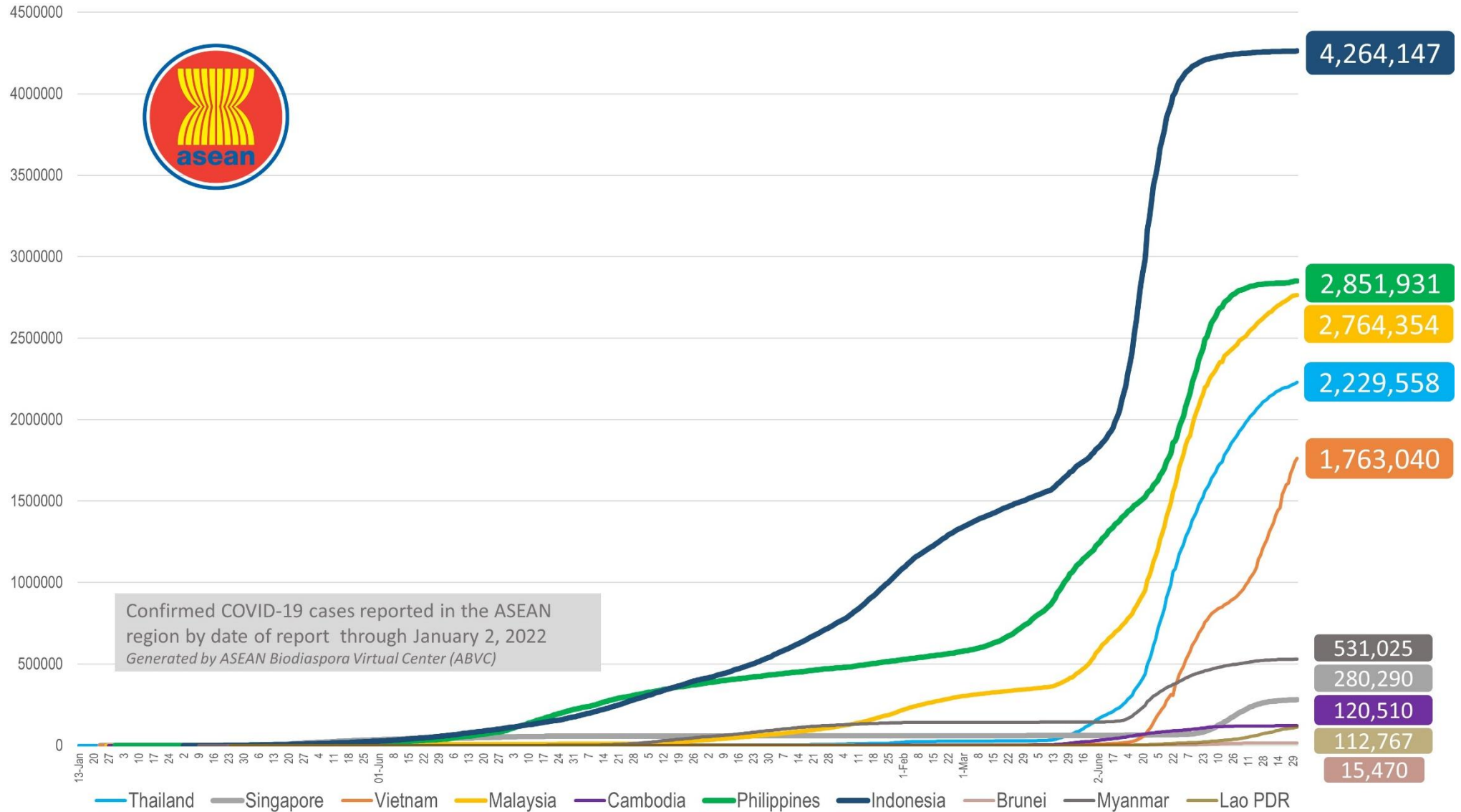
	<b>Greenland</b>	16 Mar 2020	31-Dec-21	2,611	-	1	-	0.0%	4,644		40,447	38,053	66.9
	<b>Montenegro</b>	17 Mar 2020	02-Jan-22	173,161	1,288	2,416	2	1.4%	27,833		284,030	273,120	43.5
	<b>Kyrgyzstan</b>	18 Mar 2020	02-Jan-22	184,786	38	2,804	2	1.5%	2,862		1,231,550	999,828	15.1
	<b>Isle of Man</b>	19 Mar 2020	01-Jan-22	13,695	-	67	-	0.5%	16,191		68,790	65,454	76.6
	<b>Tajikistan</b>	30 Apr 2020	20-Nov-21	17,095	-	124	-	0.7%	183		3,520,397	2,766,948	28.4
<b>MIDDLE EAST</b>	<b>UAE</b>	29 Jan 2020	02-Jan-22	767,093	2,600	2,168	3	0.3%	7,851	18,359	9,890,348	9,059,559	90.7
	<b>Iran</b>	19 Feb 2020	02-Jan-22	6,196,913	1,510	131,680	41	2.1%	7,474	1,458	59,498,870	51,194,091	60.2
	<b>Israel</b>	21 Feb 2020	02-Jan-22	1,394,407	5,160	8,244	-	0.6%	15,402	16,169	6,559,978	5,917,690	63.7
	<b>Lebanon</b>	21 Feb 2020	02-Jan-22	732,733	1,445	9,154	18	1.2%	10,688	-	2,253,125	1,831,440	27.1
	<b>Kuwait</b>	24 Feb 2020	02-Jan-22	418,332	609	2,468	-	0.6%	9,944	4,871	3,334,421	3,216,700	74.3
	<b>Oman</b>	24 Feb 2020	02-Jan-22	305,832	343	4,117	1	1.3%	6,147		3,121,257	2,890,827	55.3
	<b>Bahrain</b>	24 Feb 2020	02-Jan-22	283,344	667	1,395	1	0.5%	17,265	17,465	1,203,427	1,178,471	67.4
	<b>Iraq</b>	24 Feb 2020	02-Jan-22	2,094,097	206	24,167	4	1.2%	5,327	310	8,482,581	5,639,110	13.7
	<b>Qatar</b>	29 Feb 2020	02-Jan-22	252,359	998	618	-	0.2%	8,911	-	2,360,308	2,218,292	75.7
	<b>Saudi Arabia</b>	02 Mar 2020	02-Jan-22	558,106	1,024	8,879	1	1.6%	1,629	2,382	25,023,844	23,191,521	65.6
	<b>Jordan</b>	02 Mar 2020	02-Jan-22	1,065,571	1,294	12,710	26	1.2%	10,548	1,745	4,331,942	3,933,851	38.3
	<b>Palestine</b>	05 Mar 2020	02-Jan-22	470,795	137	4,944	2	1.1%	10,048		2,053,044	1,478,705	28.3
	<b>Syria</b>	22 Mar 2020	01-Jan-22	50,310	-	2,901	-	5.8%	295		1,194,896	781,603	4.3
	<b>Yemen</b>	10 Apr 2020	02-Jan-22	10,130	3	1,984	-	19.6%	35		556,652	366,587	1.2
<b>AFRICA</b>	<b>Egypt</b>	14 Feb 2020	01-Jan-22	386,358	-	21,768	-	5.6%	385		33,098,284	20,627,388	19.8
	<b>Algeria</b>	25 Feb 2020	02-Jan-22	219,159	341	6,291	7	2.9%	509		7,060,737	5,609,040	12.6
	<b>Nigeria</b>	28 Feb 2020	01-Jan-22	242,877	-	3,033	-	1.2%	121	36	9,861,311	4,380,239	2.1
	<b>Tunisia</b>	02 Mar 2020	01-Jan-22	727,843	-	25,576	-	3.5%	6,224	470	6,870,269	5,903,522	49.5
	<b>Morocco</b>	02 Mar 2020	02-Jan-22	966,777	1,357	14,855	4	1.5%	2,651	502	24,630,172	22,994,609	61.6
	<b>Senegal</b>	02 Mar 2020	02-Jan-22	75,671	334	1,890	-	2.5%	464	109	1,354,684	941,230	5.5
	<b>South Africa</b>	05 Mar 2020	02-Jan-22	3,472,436	4,357	91,228	30	2.6%	5,930	923	18,905,708	15,833,594	26.4
	<b>Cameroon</b>	06 Mar 2020	28-Dec-21	109,367	-	1,851	-	1.7%	423		806,176	627,046	2.3
	<b>Togo</b>	06 Mar 2020	02-Jan-22	31,165	492	248	-	0.8%	386	188	1,380,216	997,183	11.8
	<b>Burkina Faso</b>	09 Mar 2020	28-Dec-21	17,632	-	318	-	1.8%	87		972,376	649,320	3.0
	<b>Democratic Republic of Congo</b>	10 Mar 2020	29-Dec-21	74,793	-	1,205	-	1.6%	86		226,134	105,945	0.1
	<b>Ivory Coast</b>	11 Mar 2020	01-Jan-22	71,815	-	718	-	1.0%	279	112	3,306,299	1,505,936	5.6
	<b>Reunion</b>	11 Mar 2020	28-Dec-21	76,602	-	409	-	0.5%	9,859				
	<b>Ghana</b>	13 Mar 2020	29-Dec-21	145,052	-	1,303	-	0.9%	477	676	5,774,413	2,334,010	7.4
	<b>Guinea</b>	13 Mar 2020	01-Jan-22	32,448	-	391	-	1.2%	254		1,950,882	902,336	6.7
	<b>Gabon</b>	13 Mar 2020	31-Dec-21	41,798	-	288	-	0.7%	1,924	-	392,898	173,123	7.6
	<b>Sudan</b>	13 Mar 2020	29-Dec-21	46,518	-	3,331	-	7.2%	109		4,016,849	1,234,386	2.8
	<b>Kenya</b>	13 Mar 2020	02-Jan-22	298,509	1,354	5,384	3	1.8%	568	-	6,651,747	4,086,482	7.4

<b>Ethiopia</b>	13 Mar 2020	02-Jan-22	426,656	2,316	6,958	11	1.6%	381	-	9,344,106	1,570,227	1.3
<b>Central African Republic</b>	14 Mar 2020	27-Dec-21	12,163	-	101	-	0.8%	256		449,360	346,270	7.0
<b>Seychelles</b>	14 Mar 2020	31-Dec-21	24,788	-	134	-	0.5%	25,391		82,348	78,263	79.1
<b>Rwanda</b>	14 Mar 2020	02-Jan-22	113,582	928	1,355	4	1.2%	900	1,810	7,611,656	5,402,766	40.7
<b>Namibia</b>	14 Mar 2020	02-Jan-22	149,478	639	3,655	10	2.4%	5,992	1,057	403,489	341,669	13.2
<b>Swaziland</b>	14 Mar 2020	02-Jan-22	66,286	45	1,310	2	2.0%	5,773		334,088	301,243	25.7
<b>Mauritania</b>	14 Mar 2020	02-Jan-22	42,182	315	872	2	2.1%	932	-	1,166,230	767,082	16.1
<b>Mayotte</b>	14 Mar 2020	31-Dec-21	22,732	-	185	-	0.8%	14,293				
<b>Equatorial Guinea</b>	15 Mar 2020	29-Dec-21	13,710	-	175	-	1.3%	1,011	201	249,276	203,390	14.0
<b>Republic of Congo</b>	15 Mar 2020	27-Dec-21	20,089	-	367	-	1.8%	373		734,721	560,880	9.9
<b>Benin</b>	16 Mar 2020	22-Dec-21	24,935	-	161	-	0.6%	211	-	1,699,784	1,319,264	10.6
<b>Liberia</b>	16 Mar 2020	29-Dec-21	6,278	-	287	-	4.6%	127		784,838	755,263	14.6
<b>Tanzania</b>	16 Mar 2020	29-Dec-21	29,306	-	737	-	2.5%	51		2,079,930	1,359,225	2.2
<b>Somalia</b>	16 Mar 2020	23-Dec-21	23,532	-	1,333	-	5.7%	152		1,203,131	810,010	5.0
<b>Gambia</b>	17 Mar 2020	31-Dec-21	10,170	-	343	-	3.4%	433	94	245,081	230,044	9.3
<b>Zambia</b>	17 Mar 2020	02-Jan-22	259,677	1,729	3,743	3	1.4%	1,454	745	806,611	1,217,415	6.4
<b>Mauritius</b>	18 Mar 2020	01-Jan-22	23,554	-	762	-	3.2%	1,861		947,599	910,556	71.5
<b>Djibouti</b>	18 Mar 2020	02-Jan-22	13,685	17	189	-	1.4%	1,406		108,945	91,364	9.1
<b>Niger</b>	19 Mar 2020	01-Jan-22	7,438	-	276	-	3.7%	32		507,223	464,413	1.9
<b>Chad</b>	19 Mar 2020	01-Jan-22	6,183	-	184	-	3.0%	39		285,922	80,663	0.5
<b>Zimbabwe</b>	20 Mar 2020	01-Jan-22	214,214	-	5,017	-	2.3%	1,463	414	4,130,228	3,140,338	20.8
<b>Cape Verde</b>	20 Mar 2020	01-Jan-22	42,463	-	352	-	0.8%	7,721		302,802	255,954	45.6
<b>Madagascar</b>	20 Mar 2020	29-Dec-21	50,279	-	1,027	-	2.0%	186	51	589,003	541,160	1.9
<b>Uganda</b>	21 Mar 2020	31-Dec-21	144,540	-	3,302	-	2.3%	326	175	8,354,808	1,408,222	3.0
<b>Eritrea</b>	21 Mar 2020	02-Jan-22	8,049	23	76	-	0.9%	227				
<b>Angola</b>	21 Mar 2020	01-Jan-22	82,398	-	1,772	-	2.2%	259		7,685,417	3,929,727	11.6
<b>Mozambique</b>	22 Mar 2020	02-Jan-22	192,453	731	2,019	7	1.0%	634	318	8,633,965	6,084,817	18.9
<b>Libya</b>	24 Mar 2020	01-Jan-22	389,650	-	5,722	-	1.5%	5,749		1,854,197	825,677	11.9
<b>Guinea-Bissau</b>	25 Mar 2020	31-Dec-21	6,484	-	149	-	2.3%	338		390,794	23,144	1.2
<b>Mali</b>	25 Mar 2020	02-Jan-22	21,549	171	668	-	3.1%	110		877,525	392,809	1.9
<b>Botswana</b>	30 Mar 2020	30-Dec-21	219,509	-	2,444	-	1.1%	9,529	-	1,166,023	1,031,923	43.1
<b>Sierra Leone</b>	31 Mar 2020	02-Jan-22	7,179	65	123	-	1.7%	92		747,044	385,232	4.7
<b>Burundi</b>	31 Mar 2020	31-Dec-21	31,615	-	14	-	0.0%	274		5,474	3,533	0.0
<b>Malawi</b>	02 Apr 2020	02-Jan-22	76,066	238	2,371	3	3.1%	408	-	1,485,490	687,294	3.5
<b>South Sudan</b>	05 Apr 2020	30-Dec-21	15,242	-	135	-	0.9%	138	-	227,262	181,577	1.6
<b>Sao Tome and Principe</b>	06 Apr 2020	02-Jan-22	3,912	9	57	-	1.5%	1,819		86,396	51,216	22.9
<b>Comoros</b>	30 Apr 2020	01-Jan-22	6,835	-	158	-	2.3%	803		282,378	244,741	27.6

	<b>Lesotho</b>	13May 2020	01-Jan-22	29,756	-	671	-	2.3%	1,400		648,817	641,007	29.7
				<b>275,733,093</b>	<b>594,198</b>	<b>5,155,787</b>	<b>2,541</b>	<b>1.9%</b>					

# COVID-19 Epi curve among ASEAN Countries

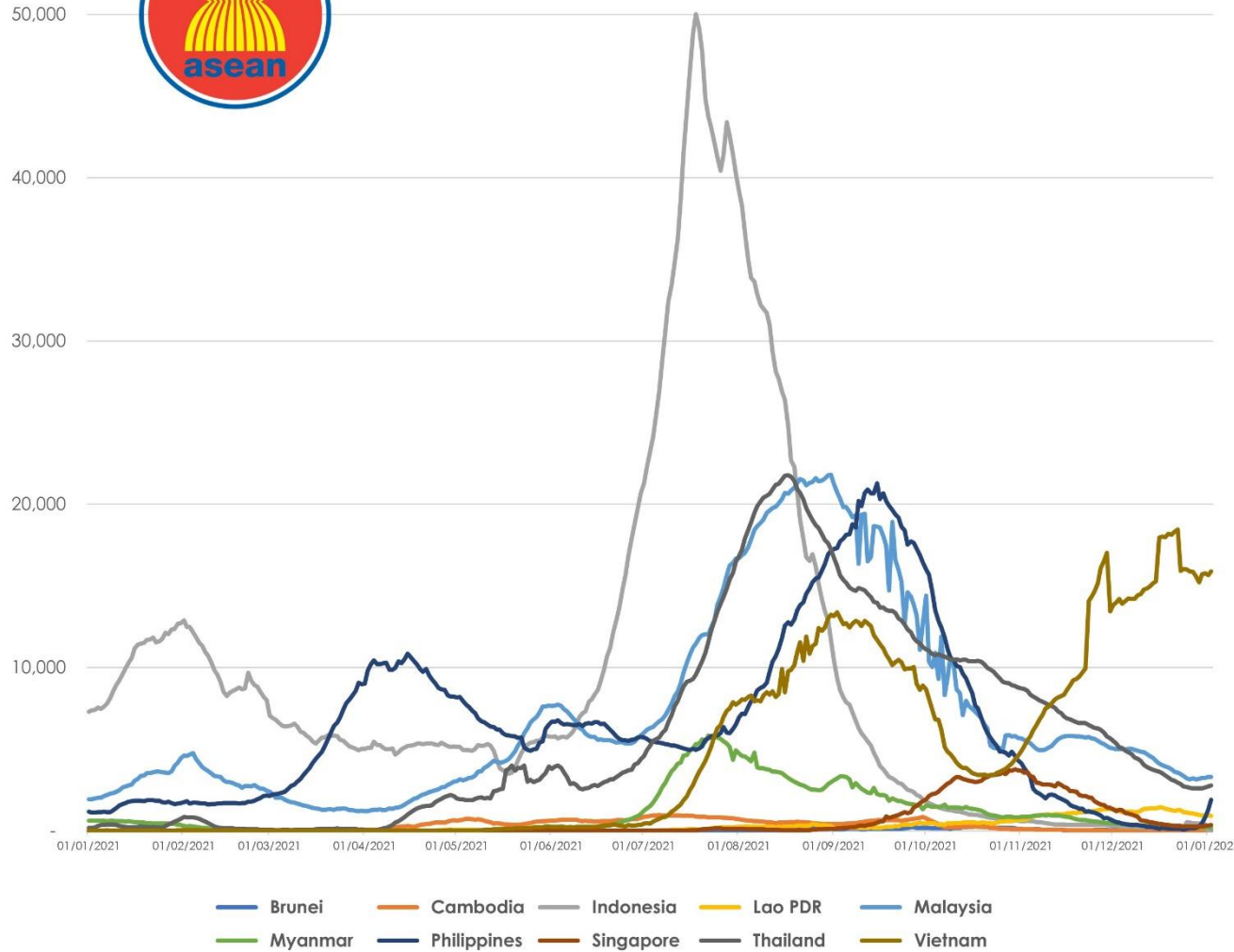
as of 2 January 2022





# 7-Day Rolling Average of COVID-19 new cases

as of 2 January 2022

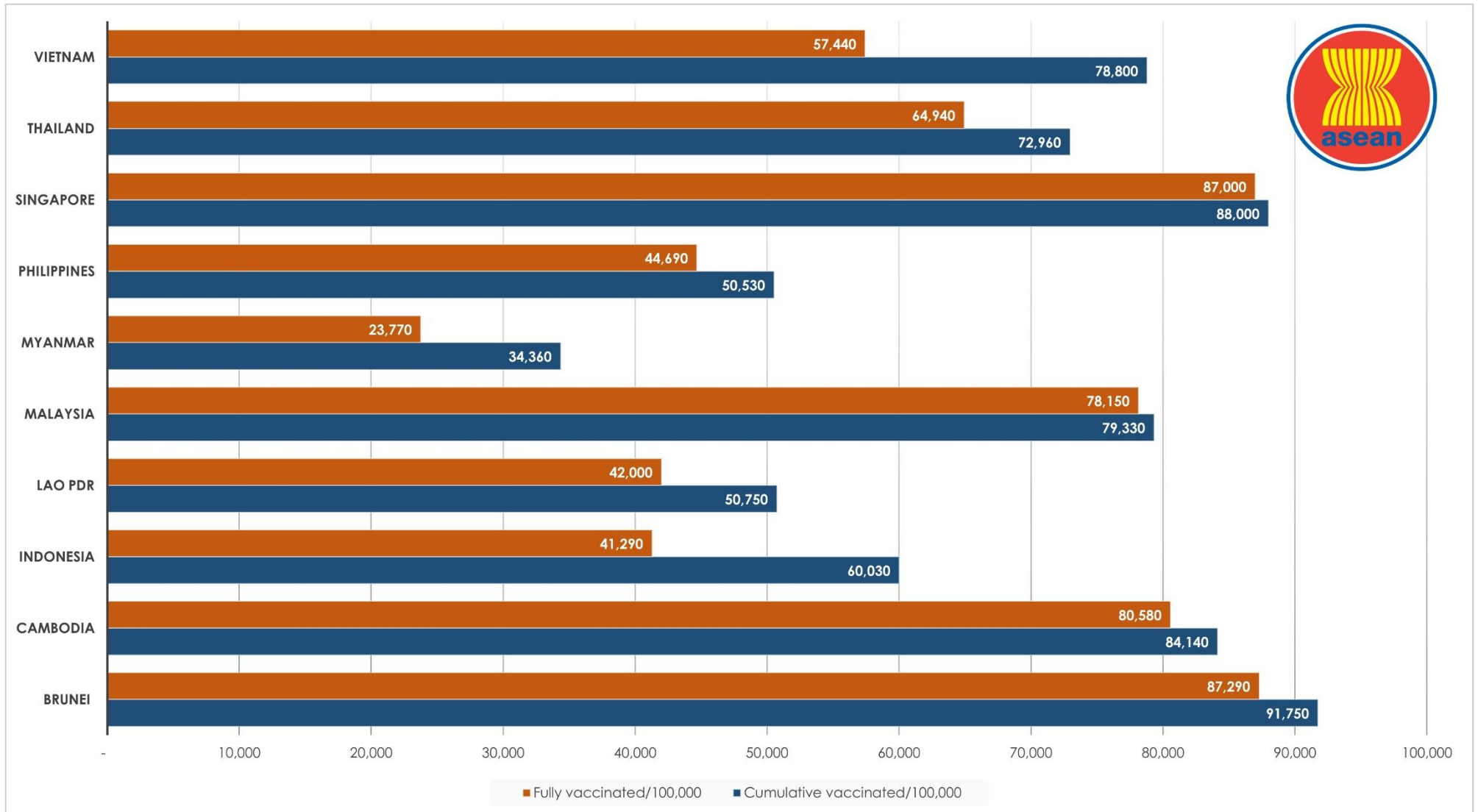


ASEAN Country	New Cases Rate of Change 7-Day Window*	P-value
Brunei	-0.36	0.06
Cambodia	0.56	0.001
Indonesia	-88.05	0.011
Lao PDR	-19.36	0.002
Malaysia	23.19	0.006
Myanmar	0.87	0.62
Philippines	285.82	0.002
Singapore	12.21	0.007
Thailand	30.05	0.01
Vietnam	28.29	0.564

\*\*Beta coefficient of linear line of best fit; equal to the rate of change in the 7-day rolling average of new cases over the past 7 days (as of January 2, 2022)


# COVID-19 Vaccination Status

as of 2 January 2022



# Outlook Assessment

as of 31 December 2021

 <b>ASEAN MEMBER STATE</b>	REQUIREMENT							
	At least <b>80% of the high-risk population has been vaccinated</b> with at least one dose of a COVID-19 vaccine.		At least <b>65% of the total population has a level of immunity</b> to COVID-19; either recovered from COVID-19 or have been vaccinated with at least one dose of a COVID-19 vaccine.		<b>Case levels are generally low</b> (a 7-day rolling average number of daily new cases that is <10 cases per 100,000, with each day's past-14-day test positivity is consistently <5%).		<b>Government Policy</b> on containment and health (strictness and comprehensiveness in COVID-19 related government policies)	
	% of High risk population fully vaccinated	Population vaccinated/day (7-day average)	% of Total population fully vaccinated	Population vaccinated/day (7-day average)	Daily cases/100,000	Test positivity last 14 days	Containment and health index score - Oxford COVID-19 Government Response Tracker (OxCGRT)	Change over the past 30 days
Brunei	≥90.0	0.83%/day	87.1	unknown	1.35	Unknown	67.9/100	-14.3
Cambodia	≥90.0	0%/day	86.6	0.04%/day	0.05	Unknown	64.6/100	0.0
Indonesia	≥90.0	0%/day	43.7	0.23%/day	0.00	0.2	58.4/100	0.0
Lao PDR	≥90.0	0%/day	45.9	Unknown	13.36	unknown	68.2/100	-1.8
Malaysia	≥90.0	0%/day	78.6	0.01%/day	10.32	2.9	55.7/100	-1.8
Myanmar	69.3	unknown-	24.6	Unknown	0.38	Unknown	71.2/100	0.0
Philippines	≥90.0	0%/day	48.0	1.31%/day	1.20	1.1	80.1	+25.3
Singapore	≥90.0	0%/day	84.1	unknown	4.63	unknown	64.3/100	0.0
Thailand	≥90.0	0%/day	66.0	unknown	3.90	8	55.4/100	0.0
Vietnam	65.0	unknown	60.8	unknown	16.24	12.8	73.5/100	0.0



Report generated by  
**ASEAN Biodiaspora Virtual Center (ABVC)**  
 in collaboration with **Bluedot Inc.**  
 Email: [support@biodiaspora.org](mailto:support@biodiaspora.org)

