

# COVID-19 Situational Report in the ASEAN Region

ASEAN Biodiaspora Virtual Center (ABVC)

as of September 29, 2021



# COVID-19: Highlights and Situation Overview

## Global Update

- Worldwide, there have been over 233 million cases and over 4 million deaths attributed to COVID-19.

## Regional Update

- Lao Ministry of Health on September 28 (Tuesday) called for continued vigilance as local cases of COVID-19 continued to increase and spread across multiple provinces in Laos. Deputy Director General of the Department of Communicable Diseases Control under the Lao Ministry of Health told a press conference that all the people in the country must continue to fully comply with government guidelines against COVID-19 in order to curb the spread of the virus. He added that 5,911 tests were conducted across the country over the past 24 hours, with 500 cases confirmed, with 471 cases of community spread and 29 imported ones across the country. Among the community cases, 363 were reported in the Lao capital Vientiane and the rest logged in other provinces. Meanwhile, 29 imported cases were recorded, with 20 in Savannakhet province, six in Vientiane, and three in Champasak province. As of Tuesday, the total number of confirmed COVID-19 cases in Laos has reached 22,941 with 16 deaths.
- Vietnam's Prime Minister said that the National Steering Committee for COVID-19 Prevention and Control has agreed to change the strategy policy from "zero COVID-19" to "safe and flexible adaptation and effective control of the COVID-19 pandemic", striving to bring the country back to a new normal by the end of the month. Speaking at the online meeting between the Steering Committee and officials from 10,400 communes, wards and townships, 705 districts, and 63 cities and provinces nationwide on Saturday, the Prime Minister noted that so far, COVID-19 has been gradually controlled in the majority of localities. A report from the steering committee at the meeting said that, from the beginning of the fourth wave of the pandemic to Sept 24, the whole country recorded 734,000 cases, while 503,000 people or 69% have recovered, and more than 18,000 deaths were reported. Last week, there were 72,236 new cases, down 9.7% compared to the previous week and the number of deaths in the week decreased by 12.1% compared to the previous week. Currently, there are 16 out of 63 provinces and cities that have gone 14 days without any new infections. In 23 localities implementing social distancing measures, the pandemic situation is gradually being controlled, the number of cases in the last seven days decreased by 9.8% compared to the same previous period.

## Vaccine Update

- Pfizer and BioNTech said on September 28 (Tuesday) that they had begun submitting data to the United States Food and Drug Administration for the highly anticipated authorization of the COVID-19 vaccine in children aged 5 to 11. The news comes a week after the companies announced positive results from a global clinical trial showing the vaccines were safe and evoked a robust response of neutralizing antibodies, which stop the coronavirus from entering cells. Children in the 5-11 age group received a two-dose regimen of 10 micrograms in the trial, compared with 30 micrograms for older age groups. The shots were given 21 days apart. The Pfizer vaccine received full, formal approval in the US in August and is therefore technically available to younger children if prescribed by a doctor, but US authorities have cautioned against doing this until the safety data was in. Pfizer and BioNTech are also trialing their vaccine for infants aged 6 months to 2 years, and children aged 2 to 5. Initial data for these groups may come as soon as the "fourth quarter" of the year.

- Philippines has approved COVID-19 jabs for children as young as 12 according to a government authority on September 28 (Tuesday), as the country battles surging infections fueled by the Delta variant. Inoculating children is seen as a key step towards reopening schools in the Philippines, which is one of the few countries in the world to have kept them shut since the start of the pandemic. The government recently announced plans for a pilot reopening of 120 primary and high schools, but few details have been released. Children will be allowed to receive the jabs starting next month as the vaccination drive is being expanded which also include all adults not previously prioritized for shots. The Philippines' food and drug regulator recently approved the Pfizer and Moderna jabs for kids aged 12 and above. The government has previously set a target of vaccinating 70% of the adult population by the end of the year. In the national capital region, more than 72% have been fully vaccinated to date.
- Malaysia reported that a total of 19,156,694 individuals or 81.8% of the adult population in the country have been fully vaccinated against COVID-19 as of September 23. Based on the Health Ministry's data on CovidNow, 93.3% or 21,847,551 individuals of the adult population had received at least one dose of the vaccine. At the same time, 23,703 individuals or 0.8% of the adolescent population in the country had completed their COVID-19 vaccination as of Thursday. On a daily vaccination rate, a total of 326,612 doses of the vaccine were administered on Thursday, 132,562 of which were for first-dose recipients and 194,050 others were for second-dose recipients, bringing the cumulative total of vaccines administered under the National COVID-19 Immunization Programme to 41,573,883 doses.

#### Travel Advisories (new update/s)

- Malaysia: Interstate travel for tourism activities is only permitted for the Langkawi Tourism Bubble programme with compliance of the stipulated standard operating procedure (SOP) on COVID-19. Referring to the government's announcement on domestic tourism, the Tourism Ministry said domestic travellers were currently allowed to carry out intra-state tourism activities for states that were in Phase 2 and above of the National Recovery Plan (NRP). The Prime Minister also said that the government would allow the opening of tourism centres, islands and areas as well as cross state travel provided the country's adult population vaccination rate reached 90% based on data and analysis conducted by the Health Ministry.

#### Cases and Deaths as of 29 September 2021

- As of 29 September 2021 (2PM, GMT+8), worldwide, there were **233,819,893** confirmed cases, including **4,781,929** deaths. Globally, Case Fatality Rate (CFR) was **2.0**.
- In **China**, there were **124,566** confirmed cases with **5,690** deaths, including deaths in Hong Kong (213) and Taiwan (842). Confirmed cases in China include confirmed cases in Hong Kong (12,210), Macau (63), and Taiwan (16,205). CFR was **4.6**.
- 11,972,537 confirmed cases** of COVID-19 have been reported in the ASEAN region with a total of **260,487 deaths**, with a CFR of **2.2**.

REGION	COUNTRY	FIRST CONFIRMED CASE(S)	LATEST REPORT ON CONFIRMED CASE(S)	TOTAL CONFIRMED CASES	NEW CASES (7-DAY ROLLING AVERAGE)	TOTAL DEATHS	NEW DEATHS (7-DAY ROLLING AVERAGE)	CASE FATALITY RATE	CUMULATIVE CASES/ 100,000	NUMBER OF TESTS LAST 14 DAYS/ 100,000	CUMULATIVE VACCINATED	CUMULATIVE FULLY VACCINATED	FULLY VACCINATED / 100
ASEAN REGION	Brunei	10-Mar-20	28-Sep-21	6,813	113 (204)	39	1 (1)	0.6%	1,572		269,847	173,829	39.4
	Cambodia	27-Jan-20	28-Sep-21	110,792	866 (778)	2,287	26 (21)	2.1%	672	-	13,124,421	10,884,162	64.2
	Indonesia	02-Mar-20	28-Sep-21	4,211,460	2,057 (2,215)	141,709	124 (129)	3.4%	1,556	818	87,742,907	49,198,111	17.8
	Lao PDR	24-Mar-20	27-Sep-21	22,441	- (387)	16	-	0.1%	313	1,015	2,799,549	1,909,360	25.9

	<b>Malaysia</b>	25-Jan-20	27-Sep-21	2,209,194	- (11,609)	25,695	- (231)	1.2%	6,915	-	23,008,136	19,784,628	60.4
	<b>Myanmar</b>	23-Mar-20	28-Sep-21	461,066	1,630 (1,603)	17,631	48 (61)	3.8%	853	445	5,530,365	3,471,251	6.3
	<b>Philippines</b>	30-Jan-20	27-Sep-21	2,509,177	- (15,323)	37,596	- (75)	1.5%	2,321	803	25,195,827	20,583,580	18.5
	<b>Singapore</b>	23-Jan-20	28-Sep-21	89,539	1,647 (1,545)	80	2 (3)	0.1%	1,570	8,230	4,681,517	4,516,287	76.6
	<b>Thailand</b>	13-Jan-20	28-Sep-21	1,581,415	9,489 (11,616)	16,498	129 (127)	1.0%	2,271	300	29,501,110	15,899,158	22.7
	<b>Vietnam</b>	23-Jan-20	28-Sep-21	770,640	4,589 (9,029)	18,936	178 (199)	2.5%	799	1,693	30,946,214	8,286,558	8.4
				<b>11,972,537</b>	<b>20,391</b>	<b>260,487</b>	<b>508</b>	<b>2.2%</b>					

- **221,722,790 confirmed cases** of COVID-19 have been reported in **222 countries/states** (other than China, Hong Kong, Taiwan, Macau, and ASEAN countries):

REGION	COUNTRY	FIRST CONFIRMED CASE(S)	LATEST REPORT ON CONFIRMED CASE(S)	TOTAL CONFIRMED CASES	NEW CASES	TOTAL DEATHS	NEW DEATHS	CASE FATALITY RATE	CUMULATIVE CASES/ 100,000	NUMBER OF TESTS LAST 14 DAYS/ 100,000	CUMULATIVE IMMUNIZED	CUMULATIVE FULLY VACCINATED	FULLY VACCINATED/ 100
<b>ASIA PACIFIC</b>	<b>Japan</b>	16 Jan 2020	28-Sep-21	1,698,687	1,722	17,496	50	1.0%	1,345	809	87,639,971	73,417,188	58.2
	<b>South Korea</b>	20 Jan 2020	28-Sep-21	305,842	2,289	2,464	8	0.8%	591	716	38,511,292	23,951,629	46.7
	<b>Nepal</b>	24 Jan 2020	28-Sep-21	793,271	904	11,115	12	1.4%	2,773	453	6,793,456	6,165,052	20.8
	<b>Australia</b>	25 Jan 2020	28-Sep-21	100,919	1,886	1,256	11	1.2%	393	11,462	16,102,401	10,703,942	41.5
	<b>Sri Lanka</b>	27 Jan 2020	28-Sep-21	515,524	932	12,786	55	2.5%	2,364	532	14,391,759	11,610,686	54.0
	<b>India</b>	30 Jan 2020	28-Sep-21	33,715,049	19,338	447,781	407	1.3%	2,467	1,461	639,303,166	229,470,950	16.5
	<b>Afghanistan</b>	24 Feb 2020	26-Sep-21	155,132	-	7,201	-	4.6%	408		773,002	430,744	1.1
	<b>Pakistan</b>	26 Feb 2020	28-Sep-21	1,241,825	1,400	27,638	41	2.2%	573	310	57,897,219	27,331,678	12.1
	<b>New Zealand</b>	28 Feb 2020	28-Sep-21	4,204	10	27	-	0.6%	85	3,626	3,252,825	1,834,406	37.7
	<b>Bhutan</b>	05 Mar 2020	28-Sep-21	2,600	1	3	-	0.1%	341	2,781	574,135	494,279	63.4
	<b>Maldives</b>	07 Mar 2020	27-Sep-21	84,484	-	231	-	0.3%	15,912	10,820	391,738	335,926	61.8
	<b>Bangladesh</b>	08 Mar 2020	28-Sep-21	1,553,873	1,310	27,470	31	1.8%	953	210	24,575,140	16,401,651	9.9
	<b>Mongolia</b>	10 Mar 2020	28-Sep-21	298,919	2,153	1,242	17	0.4%	9,268	3,954	2,250,537	2,127,534	63.9
	<b>Turkey</b>	10 Mar 2020	28-Sep-21	7,095,580	28,892	63,611	239	0.9%	8,505	5,395	53,556,013	43,813,987	51.5
	<b>French Polynesia</b>	12 Mar 2020	27-Sep-21	46,121	-	616	-	1.3%	16,514		150,277	131,903	46.7
<b>Guam</b>	15 Mar 2020	27-Sep-21	14,536	-	192	-	1.3%	8,689		126,713	111,807	67.5	
<b>New Caledonia</b>	17 Mar 2020	28-Sep-21	6,838	459	101	8	1.5%	2,376		127,322	79,462	27.6	

	<b>Fiji</b>	18 Mar 2020	28-Sep-21	50,872	65	621	29	1.2%	5,716	-	587,948	387,320	42.9
	<b>Papua New Guinea</b>	21 Mar 2020	28-Sep-21	19,703	180	227	1	1.2%	225	-	114,419	40,291	0.4
	<b>Timor Leste</b>	21 Mar 2020	28-Sep-21	19,445	47	114	1	0.6%	1,504	-	424,568	251,323	18.7
	<b>Northern Mariana Islands</b>	28 Mar 2020	28-May-21	183	-	2	-	1.1%	320		35,661	33,982	59.7
	<b>North Korea</b>	24 Jul 2020	25-Jul-20	1	-	-	-	0.0%	0				
	<b>Solomon Islands</b>	03 Oct 2020	16-Apr-21	20	-	-	-	0.0%	3		74,573	23,171	3.3
	<b>Wallis et Futuna</b>	17 Oct 2020	06-May-21	445	-	7	-	1.6%	2,777		5,215	5,016	45.2
	<b>Marshall Islands</b>	26 Oct 2020	17-Nov-20	4	-	-	-	0.0%	7		22,593	19,633	33.6
	<b>Vanuatu</b>	11 Nov 2020	21-Apr-21	4	-	1	-	25.0%	1		42,840	14,344	4.6
	<b>Samoa</b>	18 Nov 2020	12-Feb-21	3	-	-	-	0.0%	2		99,163	50,268	25.1
	<b>Micronesia</b>	11 Jan 2021	11-Jan-21	1	-	-	-	0.0%	1		44,394	38,272	36.9
	<b>Palau</b>	31 May 2021	16-Sep-21	5	-	-	-	0.0%	28		17,715	15,517	86.7
<b>AMERICAS</b>	<b>USA</b>	21 Jan 2020	28-Sep-21	43,984,139	41,804	709,986	867	1.6%	13,400	4,171	213,657,193	183,888,907	54.7
	<b>Canada</b>	25 Jan 2020	28-Sep-21	1,613,958	1,603	27,731	32	1.7%	4,247	3,518	29,127,021	26,838,416	70.5
	<b>Brazil</b>	26 Feb 2020	27-Sep-21	21,376,233	-	594,919	-	2.8%	10,095	-	149,841,174	87,994,741	41.1
	<b>Mexico</b>	28 Feb 2020	27-Sep-21	3,635,807	-	275,676	-	7.6%	2,850	163	63,473,608	44,626,347	34.3
	<b>Saint Martin</b>	01 Mar 2020	24-Sep-21	3,727	-	55	-	1.5%	9,807				
	<b>Ecuador</b>	01 Mar 2020	27-Sep-21	508,655	-	32,747	-	6.4%	2,928	149	11,077,714	9,847,355	55.1
	<b>Dominican Republic</b>	01 Mar 2020	28-Sep-21	357,982	465	4,041	-	1.1%	3,333	449	6,032,542	4,867,470	44.4
	<b>Chile</b>	03 Mar 2020	28-Sep-21	1,652,795	431	37,449	4	2.3%	8,721	3,591	15,006,380	14,097,173	73.4
	<b>Argentina</b>	03 Mar 2020	28-Sep-21	5,253,765	1,825	115,038	84	2.2%	11,691	459	29,504,991	21,448,257	47.0
	<b>Peru</b>	05 Mar 2020	27-Sep-21	2,173,354	-	199,314	-	9.2%	6,685	140	15,202,804	9,993,674	30.0
	<b>Costa Rica</b>	06 Mar 2020	27-Sep-21	525,999	-	6,277	-	1.2%	10,421	1,203	3,274,461	2,003,946	39.0
	<b>Colombia</b>	06 Mar 2020	28-Sep-21	4,954,376	1,686	126,219	41	2.5%	9,842	1,163	25,888,829	16,538,611	32.3
	<b>French Guiana</b>	06 Mar 2020	24-Sep-21	39,790	-	256	-	0.6%	20,352				
	<b>Martinique</b>	06 Mar 2020	21-Sep-21	40,545	-	582	-	1.4%	9,366				
	<b>Paraguay</b>	07 Mar 2020	27-Sep-21	459,855	-	16,191	-	3.5%	6,528	363	2,621,847	1,866,306	25.9
	<b>Panama</b>	10 Mar 2020	27-Sep-21	466,357	-	7,216	-	1.5%	10,982	2,059	2,916,716	2,211,738	50.5

<b>Bolivia</b>	10 Mar 2020	27-Sep-21	499,202	-	18,707	-	3.7%	4,336	471	4,252,426	3,258,388	27.5
<b>Honduras</b>	11 Mar 2020	27-Sep-21	364,605	-	9,705	-	2.7%	3,741		3,207,579	1,988,868	19.8
<b>Cuba</b>	11 Mar 2020	28-Sep-21	866,808	6,009	7,330	51	0.8%	7,648	-	8,973,362	4,942,869	43.7
<b>Guyana</b>	11 Mar 2020	27-Sep-21	31,236	-	772	-	2.5%	3,990		354,676	184,072	23.3
<b>Jamaica</b>	12 Mar 2020	27-Sep-21	83,030	-	1,841	-	2.2%	2,816	684	525,788	243,223	8.2
<b>St Vincent and the Grenadines</b>	12 Mar 2020	27-Sep-21	3,359	-	18	-	0.5%	3,037		19,984	13,093	11.8
<b>Saint Lucia</b>	13 Mar 2020	26-Sep-21	11,231	-	186	-	1.7%	6,144		45,063	31,161	16.9
<b>Trinidad and Tobago</b>	13 Mar 2020	28-Sep-21	50,229	174	1,466	2	2.9%	3,601	1,318	567,206	479,905	34.2
<b>Venezuela</b>	13 Mar 2020	27-Sep-21	364,758	-	4,427	-	1.2%	1,279		8,800,000	5,250,000	18.3
<b>Guatemala</b>	13 Mar 2020	28-Sep-21	553,289	2,956	13,453	59	2.4%	3,332	296	4,383,577	2,299,236	12.6
<b>Uruguay</b>	13 Mar 2020	27-Sep-21	388,572	-	6,053	-	1.6%	11,225	2,903	2,731,617	2,565,791	73.6
<b>Curacao</b>	13 Mar 2020	27-Sep-21	16,383	-	161	-	1.0%	10,399		97,724	89,069	54.1
<b>Puerto Rico</b>	13 Mar 2020	27-Sep-21	180,720	-	3,133	-	1.7%	5,659		2,526,150	2,239,286	70.1
<b>Suriname</b>	13 Mar 2020	27-Sep-21	40,476	-	861	-	2.1%	6,962		225,526	168,503	28.5
<b>Antigua and Barbuda</b>	13 Mar 2020	25-Sep-21	2,923	-	64	-	2.2%	3,010	-	48,580	40,672	41.2
<b>Guadeloupe</b>	13 Mar 2020	22-Sep-21	53,140	-	690	-	1.3%	11,995				
<b>Cayman Islands</b>	13 Mar 2020	27-Sep-21	812	-	2	-	0.2%	1,250		55,048	55,048	82.8
<b>Aruba</b>	14 Mar 2020	27-Sep-21	15,432	-	166	-	1.1%	14,515		81,187	74,566	69.6
<b>Bahamas</b>	15 Mar 2020	26-Sep-21	20,842	-	523	-	2.5%	5,351		114,333	70,128	17.7
<b>US Virgin Islands</b>	16 Mar 2020	27-Sep-21	6,679	-	70	-	1.0%	6,264		53,433	46,194	44.1
<b>Sint Maarten</b>	17 Mar 2020	27-Sep-21	4,235	-	66	-	1.6%	10,397		25,721	23,589	54.3
<b>Montserrat</b>	17 Mar 2020	19-Sep-21	33	-	1	-	3.0%	353		1,483	1,388	27.9
<b>Barbados</b>	17 Mar 2020	28-Sep-21	7,981	217	69	1	0.9%	2,781		132,267	101,857	35.4
<b>El Salvador</b>	18 Mar 2020	27-Sep-21	104,348	-	3,211	-	3.1%	1,617	-	4,055,962	3,327,590	51.1
<b>Nicaragua</b>	18 Mar 2020	21-Sep-21	13,730	-	203	-	1.5%	210		502,324	286,178	4.3
<b>Bermuda</b>	18 Mar 2020	27-Sep-21	5,145	-	62	-	1.2%	8,049		43,855	42,821	69.0
<b>Haiti</b>	19 Mar 2020	27-Sep-21	21,647	-	610	-	2.8%	192		42,899	18,987	0.2
<b>Dominica</b>	22 Mar 2020	24-Sep-21	3,293	-	15	-	0.5%	4,586		23,615	21,009	29.1
<b>Grenada</b>	22 Mar 2020	27-Sep-21	5,005	-	130	-	2.6%	4,469		33,132	22,531	19.9

	<b>Belize</b>	23 Mar 2020	27-Sep-21	19,945	-	405	-	2.0%	5,109	4,193	189,043	115,175	28.4
	<b>Turks and Caicos Islands</b>	23 Mar 2020	25-Sep-21	2,834	-	23	-	0.8%	7,421		27,446	24,928	63.6
	<b>Saint Kitts and Nevis</b>	24 Mar 2020	25-Sep-21	1,872	-	11	-	0.6%	3,544	7,767	25,178	21,920	40.9
	<b>British Virgin Islands</b>	25 Mar 2020	08-Sep-21	2,642	-	37	-	1.4%	8,798		17,439	14,959	49.2
	<b>Anguilla</b>	26 Mar 2020	27-Sep-21	389	-	1	-	0.3%	2,935		9,498	9,086	60.1
	<b>Caribbean Netherlands</b>	01 Apr 2020	27-Sep-21	2,045	-	19	-	0.9%	11,354		19,109	16,736	63.3
	<b>Falkland Islands</b>	03 Apr 2020	01-Sep-21	67	-	-	-	0.0%	2,540		2,632	1,775	50.3
	<b>Saint Pierre and Miquelon</b>	05 Apr 2020	02-Sep-21	31	-	-	-	0.0%	442				
	<b>Saint Barthelemy</b>	25 Jul 2020	24-Sep-21	1,565	-	3	-	0.2%	18,521				
<b>EUROPE</b>	<b>France</b>	24 Jan 2020	28-Sep-21	7,002,393	6,765	116,615	78	1.7%	10,442		50,164,636	44,157,132	65.4
	<b>Germany</b>	27 Jan 2020	28-Sep-21	4,233,810	7,421	94,121	85	2.2%	5,093	1,156	56,392,509	53,336,141	63.6
	<b>Finland</b>	29 Jan 2020	28-Sep-21	140,087	409	1,062	-	0.8%	2,538	2,457	4,126,294	3,397,201	61.2
	<b>Italy</b>	30 Jan 2020	28-Sep-21	4,665,049	2,962	130,807	65	2.8%	7,737	5,815	44,958,914	40,668,535	67.4
	<b>Russian Federation</b>	31 Jan 2020	28-Sep-21	7,464,708	21,559	205,531	852	2.8%	5,170	4,319	47,825,957	41,801,961	28.7
	<b>Spain</b>	31 Jan 2020	28-Sep-21	4,953,930	2,290	86,358	60	1.7%	10,523	1,243	37,612,369	36,447,564	78.0
	<b>Sweden</b>	31 Jan 2020	27-Sep-21	1,151,173	-	14,808	-	1.3%	11,192		7,123,838	6,481,560	63.8
	<b>United Kingdom of Great Britain</b>	31 Jan 2020	28-Sep-21	7,736,235	34,520	136,375	167	1.8%	11,575	17,195	48,736,534	44,764,324	65.6
	<b>Belgium</b>	05 Feb 2020	28-Sep-21	1,238,358	1,804	25,568	3	2.1%	10,783	4,868	8,568,328	8,384,942	72.1
	<b>Switzerland</b>	25 Feb 2020	28-Sep-21	837,767	1,288	11,079	26	1.3%	9,770	4,959	5,479,258	4,726,409	54.2
	<b>Austria</b>	25 Feb 2020	28-Sep-21	738,763	1,561	10,986	10	1.5%	8,322	49,039	5,712,830	5,394,772	59.7
	<b>Croatia</b>	25 Feb 2020	28-Sep-21	401,169	1,061	8,614	8	2.1%	9,863	2,972	1,808,877	1,696,408	41.6
	<b>Norway</b>	26 Feb 2020	28-Sep-21	187,941	348	851	1	0.5%	3,514	3,480	4,133,291	3,614,430	66.1
	<b>Romania</b>	26 Feb 2020	28-Sep-21	1,210,810	11,049	36,658	208	3.0%	6,255	2,087	5,463,187	5,326,689	27.9
	<b>Estonia</b>	26 Feb 2020	28-Sep-21	154,722	796	1,351	5	0.9%	11,663	5,924	755,810	605,754	45.7
	<b>Georgia</b>	26 Feb 2020	28-Sep-21	609,340	2,185	8,884	40	1.5%	16,378	5,376	975,028	785,850	19.8
	<b>North Macedonia</b>	26 Feb 2020	28-Sep-21	190,463	464	6,630	23	3.5%	9,142	1,684	781,627	714,135	34.3
<b>Greece</b>	26 Feb 2020	28-Sep-21	651,378	3,287	14,751	24	2.3%	6,078	21,770	6,425,139	6,074,372	58.6	

<b>Denmark</b>	27 Feb 2020	28-Sep-21	357,827	457	2,652	6	0.7%	6,150	7,049	4,451,582	4,360,115	75.0
<b>San Marino</b>	27 Feb 2020	27-Sep-21	5,428	-	91	-	1.7%	16,031		24,426	24,426	71.8
<b>Lithuania</b>	27 Feb 2020	28-Sep-21	327,896	1,242	4,946	16	1.5%	11,766	7,314	1,739,337	1,605,913	59.7
<b>Netherlands</b>	27 Feb 2020	28-Sep-21	1,999,592	1,707	18,162	8	0.9%	11,536	497	12,116,976	10,962,160	63.8
<b>Azerbaijan</b>	27 Feb 2020	27-Sep-21	481,401	-	6,476	-	1.3%	4,803	1,622	4,713,775	3,636,800	35.6
<b>Belarus</b>	28 Feb 2020	28-Sep-21	534,104	1,955	4,114	12	0.8%	5,642	3,781	1,877,399	1,512,121	16.0
<b>Iceland</b>	28 Feb 2020	28-Sep-21	11,760	38	33	-	0.3%	3,255	4,688	281,440	275,493	80.2
<b>Ireland</b>	28 Feb 2020	28-Sep-21	387,218	1,497	5,209	-	1.3%	7,836	6,446	3,767,057	3,669,023	73.6
<b>Monaco</b>	29 Feb 2020	27-Sep-21	3,306	-	33	-	1.0%	8,485		26,672	23,308	59.0
<b>Czech Republic</b>	01 Mar 2020	28-Sep-21	1,690,288	668	30,454	-	1.8%	15,842		6,073,586	5,944,614	55.4
<b>Luxembourg</b>	01 Mar 2020	27-Sep-21	77,998	-	835	-	1.1%	12,582	4,337	417,935	399,522	62.9
<b>Armenia</b>	01 Mar 2020	28-Sep-21	259,779	772	5,277	13	2.0%	8,783	2,431	264,695	143,840	4.9
<b>Latvia</b>	02 Mar 2020	28-Sep-21	155,880	804	2,700	11	1.7%	8,149	-	910,310	836,007	44.8
<b>Portugal</b>	02 Mar 2020	28-Sep-21	1,067,775	600	17,962	7	1.7%	10,398	5,976	8,931,825	8,635,611	84.9
<b>Andorra</b>	02 Mar 2020	28-Sep-21	15,192	3	130	-	0.9%	19,694	1,431	52,910	43,008	55.6
<b>Liechtenstein</b>	03 Mar 2020	27-Sep-21	3,445	-	60	-	1.7%	9,061	6,810	24,384	22,855	59.8
<b>Ukraine</b>	03 Mar 2020	28-Sep-21	2,401,956	6,552	55,863	143	2.3%	5,412	904	6,851,529	5,508,212	12.7
<b>Slovenia</b>	04 Mar 2020	28-Sep-21	290,994	1,039	4,553	10	1.6%	13,937	2,903	1,118,318	991,678	47.7
<b>Hungary</b>	04 Mar 2020	28-Sep-21	821,526	265	30,179	8	3.7%	8,409	1,731	5,881,493	5,635,553	58.5
<b>Poland</b>	04 Mar 2020	28-Sep-21	2,904,631	976	75,601	29	2.6%	7,650	1,250	19,766,904	19,386,322	51.3
<b>Faroe Islands</b>	04 Mar 2020	28-Sep-21	1,140	13	2	-	0.2%	2,342		38,059	36,070	73.5
<b>Bosnia and Herzegovina</b>	05 Mar 2020	28-Sep-21	233,121	884	10,542	34	4.5%	7,062	1,159	634,063	426,082	13.1
<b>Gibraltar</b>	05 Mar 2020	28-Sep-21	5,532	15	97	-	1.8%	16,415		39,927	39,575	117.5
<b>Slovakia</b>	06 Mar 2020	28-Sep-21	409,621	1,012	12,606	10	3.1%	7,510	5,994	2,443,062	2,248,593	41.2
<b>Serbia</b>	06 Mar 2020	28-Sep-21	926,269	8,467	8,142	45	0.9%	13,337	4,102	3,022,660	2,884,386	42.4
<b>Vatican City</b>	06 Mar 2020	17-Oct-20	27	-	-	-	0.0%	2,932				
<b>Malta</b>	07 Mar 2020	28-Sep-21	37,119	16	457	-	1.2%	7,385	7,998	420,233	420,111	81.6
<b>Moldova</b>	07 Mar 2020	28-Sep-21	291,252	1,209	6,732	19	2.3%	10,959	4,279	561,055	774,327	19.2
<b>Bulgaria</b>	08 Mar 2020	28-Sep-21	497,970	2,573	20,725	87	4.2%	7,139	3,612	1,089,066	1,312,649	19.0
<b>Albania</b>	09 Mar 2020	28-Sep-21	168,782	594	2,668	15	1.6%	5,913	-	938,985	776,148	27.0
<b>Cyprus</b>	09 Mar 2020	27-Sep-21	118,181	-	553	-	0.5%	9,860	60,952	592,694	547,741	61.7



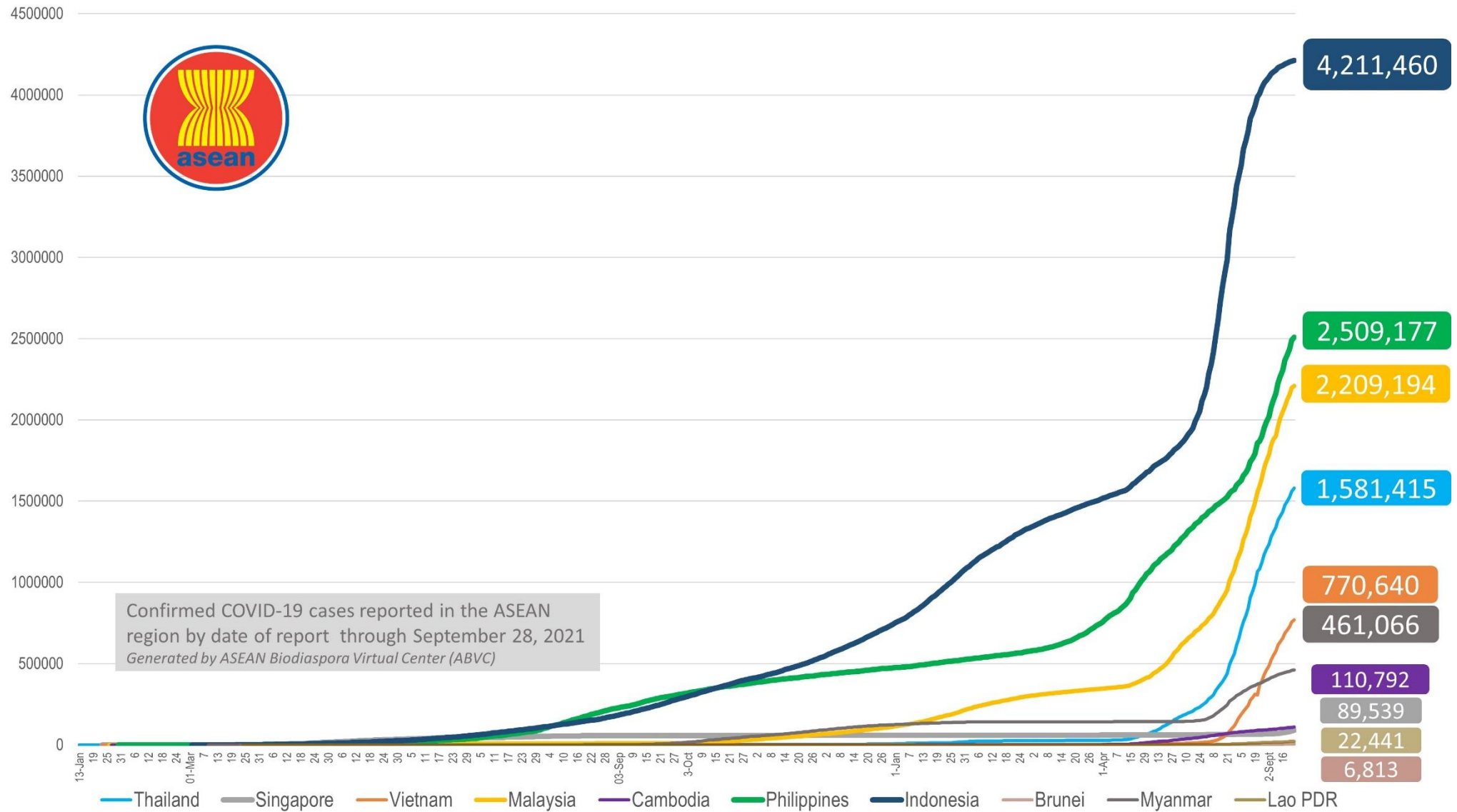
	<b>Channel Islands</b>	09 Mar 2020	28-Sep-21	1,587	8	21	-	1.3%	2,433		32,969	13,618	20.3
	<b>Jersey</b>	10 Mar 2020	28-Sep-21	9,988	76	78	-	0.8%	10,999		76,998	73,893	73.1
	<b>Kazakhstan</b>	13 Mar 2020	28-Sep-21	880,709	1,719	11,100	35	1.3%	4,757	-	7,524,609	6,408,099	33.7
	<b>Kosovo</b>	13 Mar 2020	28-Sep-21	159,893	23	2,939	3	1.8%	8,911				
	<b>Uzbekistan</b>	15 Mar 2020	28-Sep-21	172,899	406	1,230	5	0.7%	515		9,787,973	3,700,000	10.9
	<b>Greenland</b>	16 Mar 2020	28-Sep-21	571	6	-	-	0.0%	1,016		41,230	36,741	64.6
	<b>Montenegro</b>	17 Mar 2020	28-Sep-21	130,500	510	1,914	8	1.5%	20,976		238,307	209,166	33.3
	<b>Kyrgyzstan</b>	18 Mar 2020	28-Sep-21	178,375	58	2,604	2	1.5%	2,763		813,844	604,331	9.1
	<b>Isle of Man</b>	19 Mar 2020	28-Sep-21	7,510	55	51	-	0.7%	8,879		65,461	63,841	74.8
	<b>Tajikistan</b>	30 Apr 2020	13-Sep-21	17,084	-	124	-	0.7%	183		2,307,140	1,565,281	16.1
<b>MIDDLE EAST</b>	<b>UAE</b>	29 Jan 2020	28-Sep-21	735,457	277	2,094	-	0.3%	7,527	41,339	9,237,642	8,179,368	81.9
	<b>Iran</b>	19 Feb 2020	28-Sep-21	5,559,691	11,701	119,888	239	2.2%	6,705	1,716	29,526,662	13,961,491	16.4
	<b>Israel</b>	21 Feb 2020	28-Sep-21	1,274,395	4,165	7,692	8	0.6%	14,077	16,582	6,094,564	5,619,802	63.9
	<b>Lebanon</b>	21 Feb 2020	27-Sep-21	622,440	-	8,296	-	1.3%	9,079	-	1,564,226	1,269,577	18.8
	<b>Kuwait</b>	24 Feb 2020	28-Sep-21	411,572	39	2,448	1	0.6%	9,783	5,322	2,668,082	923,307	21.3
	<b>Oman</b>	24 Feb 2020	28-Sep-21	303,705	32	4,095	-	1.3%	6,105		2,896,271	2,050,716	39.3
	<b>Bahrain</b>	24 Feb 2020	28-Sep-21	274,925	48	1,389	-	0.5%	16,752	13,962	1,164,122	1,112,687	63.6
	<b>Iraq</b>	24 Feb 2020	28-Sep-21	1,998,615	2,401	22,187	45	1.1%	5,084	826	4,585,095	2,486,604	6.0
	<b>Qatar</b>	29 Feb 2020	28-Sep-21	236,482	94	605	-	0.3%	8,350	2,465	2,360,308	2,218,292	75.7
	<b>Saudi Arabia</b>	02 Mar 2020	28-Sep-21	547,035	50	8,709	5	1.6%	1,596	1,621	23,300,944	18,469,541	52.3
	<b>Jordan</b>	02 Mar 2020	28-Sep-21	821,840	1,042	10,703	6	1.3%	8,136	4,006	3,688,092	3,254,504	31.7
	<b>Palestine</b>	05 Mar 2020	28-Sep-21	431,005	1,703	4,331	17	1.0%	9,199		1,347,092	654,315	12.5
	<b>Syria</b>	22 Mar 2020	27-Sep-21	33,323	-	2,215	-	6.6%	195		285,087	248,862	1.4
	<b>Yemen</b>	10 Apr 2020	28-Sep-21	9,016	28	1,709	6	19.0%	31		308,025	14,909	0.1
<b>AFRICA</b>	<b>Egypt</b>	14 Feb 2020	27-Sep-21	302,327	-	17,224	-	5.7%	301		9,593,247	4,805,587	4.6
	<b>Algeria</b>	25 Feb 2020	28-Sep-21	203,045	168	5,797	11	2.9%	472		6,017,036	4,032,942	9.0
	<b>Nigeria</b>	28 Feb 2020	27-Sep-21	204,752	-	2,690	-	1.3%	102	1,541	4,685,526	1,867,453	0.9
	<b>Tunisia</b>	02 Mar 2020	27-Sep-21	705,474	-	24,794	-	3.5%	6,032	810	4,774,081	3,418,333	28.6
	<b>Morocco</b>	02 Mar 2020	28-Sep-21	930,891	1,192	14,225	26	1.5%	2,552	646	21,915,897	18,357,489	49.2
	<b>Senegal</b>	02 Mar 2020	28-Sep-21	73,757	10	1,855	-	2.5%	453	148	1,219,834	564,998	3.3
	<b>South Africa</b>	05 Mar 2020	28-Sep-21	2,898,888	1,367	87,417	201	3.0%	4,950	761	12,167,828	8,391,620	14.0
	<b>Cameroon</b>	06 Mar 2020	15-Sep-21	85,414	-	1,368	-	1.6%	330		377,791	83,410	0.3
	<b>Togo</b>	06 Mar 2020	28-Sep-21	25,323	71	227	-	0.9%	313	251	595,491	402,141	4.7
	<b>Burkina Faso</b>	09 Mar 2020	28-Sep-21	14,199	16	181	-	1.3%	70		234,490	168,141	0.8
	<b>Democratic Republic of Congo</b>	10 Mar 2020	26-Sep-21	56,862	-	1,084	-	1.9%	66		89,522	40,264	0.0

<b>Ivory Coast</b>	11 Mar 2020	27-Sep-21	59,977	-	607	-	1.0%	233	167	1,193,877	273,400	1.0
<b>Reunion</b>	11 Mar 2020	21-Sep-21	53,241	-	363	-	0.7%	6,853				
<b>Ghana</b>	13 Mar 2020	24-Sep-21	127,016	-	1,150	-	0.9%	418	-	865,422	758,160	2.4
<b>Guinea</b>	13 Mar 2020	26-Sep-21	30,382	-	378	-	1.2%	238		1,164,005	535,893	4.0
<b>Gabon</b>	13 Mar 2020	27-Sep-21	29,515	-	183	-	0.6%	1,359	1,960	100,884	76,508	3.4
<b>Sudan</b>	13 Mar 2020	27-Sep-21	38,217	-	2,900	-	7.6%	89		649,062	581,846	1.3
<b>Kenya</b>	13 Mar 2020	28-Sep-21	248,770	255	5,116	7	2.1%	473	-	2,724,274	889,083	1.6
<b>Ethiopia</b>	13 Mar 2020	28-Sep-21	343,104	799	5,488	49	1.6%	306	96	2,776,985	758,344	0.6
<b>Central African Republic</b>	14 Mar 2020	24-Sep-21	11,371	-	100	-	0.9%	240		140,492	9,901	0.2
<b>Seychelles</b>	14 Mar 2020	28-Sep-21	21,347	90	115	-	0.5%	21,866		77,311	71,091	71.9
<b>Rwanda</b>	14 Mar 2020	28-Sep-21	97,190	208	1,259	1	1.3%	770	1,296	2,099,305	1,640,974	12.4
<b>Namibia</b>	14 Mar 2020	26-Sep-21	127,373	-	3,494	-	2.7%	5,106	780	248,269	159,233	6.2
<b>Swaziland</b>	14 Mar 2020	27-Sep-21	45,812	-	1,213	-	2.6%	3,990		208,925	201,803	17.2
<b>Mauritania</b>	14 Mar 2020	27-Sep-21	35,889	-	772	-	2.2%	793	-	311,544	21,545	0.5
<b>Mayotte</b>	14 Mar 2020	27-Sep-21	20,242	-	178	-	0.9%	12,727				
<b>Equatorial Guinea</b>	15 Mar 2020	22-Sep-21	11,806	-	142	-	1.2%	871	793	219,233	162,602	11.2
<b>Republic of Congo</b>	15 Mar 2020	27-Sep-21	14,244	-	193	-	1.4%	265		215,561	114,344	2.0
<b>Benin</b>	16 Mar 2020	23-Sep-21	22,958	-	154	-	0.7%	195	-	152,699	21,405	0.2
<b>Liberia</b>	16 Mar 2020	22-Sep-21	5,794	-	283	-	4.9%	117		104,545	27,392	0.5
<b>Tanzania</b>	16 Mar 2020	10-Aug-21	1,367	-	50	-	3.7%	2		350,000	350,000	0.6
<b>Somalia</b>	16 Mar 2020	27-Sep-21	19,980	-	1,111	-	5.6%	129		250,415	213,944	1.3
<b>Gambia</b>	17 Mar 2020	24-Sep-21	9,930	-	335	-	3.4%	423	132	183,739	170,920	6.9
<b>Zambia</b>	17 Mar 2020	28-Sep-21	208,912	45	3,647	-	1.7%	1,170	420	311,049	385,222	2.0
<b>Mauritius</b>	18 Mar 2020	27-Sep-21	15,391	-	79	-	0.5%	1,216		846,158	787,794	61.9
<b>Djibouti</b>	18 Mar 2020	23-Sep-21	12,253	-	162	-	1.3%	1,259		41,142	26,087	2.6
<b>Niger</b>	19 Mar 2020	28-Sep-21	5,996	6	201	-	3.4%	26		404,246	87,492	0.4
<b>Chad</b>	19 Mar 2020	28-Sep-21	5,036	2	174	-	3.5%	32		113,135	29,413	0.2
<b>Zimbabwe</b>	20 Mar 2020	27-Sep-21	129,919	-	4,607	-	3.5%	887	366	3,050,981	2,212,801	14.7
<b>Cape Verde</b>	20 Mar 2020	27-Sep-21	37,472	-	336	-	0.9%	6,814		284,115	130,185	23.2
<b>Madagascar</b>	20 Mar 2020	13-Sep-21	42,898	-	958	-	2.2%	159	-	197,001	184,632	0.7
<b>Uganda</b>	21 Mar 2020	26-Sep-21	123,340	-	3,148	-	2.6%	279	89	1,643,067	415,486	0.9
<b>Eritrea</b>	21 Mar 2020	28-Sep-21	6,697	3	42	-	0.6%	189				
<b>Angola</b>	21 Mar 2020	27-Sep-21	55,583	-	1,513	-	2.7%	175		2,127,405	1,006,732	3.0
<b>Mozambique</b>	22 Mar 2020	28-Sep-21	150,572	32	1,912	2	1.3%	496	63	1,903,730	1,740,693	5.4
<b>Libya</b>	24 Mar 2020	26-Sep-21	337,890	-	4,617	-	1.4%	4,986		1,359,693	187,274	2.7
<b>Guinea-Bissau</b>	25 Mar 2020	23-Sep-21	6,099	-	135	-	2.2%	318		87,231	7,484	0.4
<b>Mali</b>	25 Mar 2020	27-Sep-21	15,165	-	547	-	3.6%	77		316,293	231,811	1.1
<b>Botswana</b>	30 Mar 2020	24-Sep-21	178,050	-	2,367	-	1.3%	7,729		380,093	226,606	9.5

<b>Sierra Leone</b>	31 Mar 2020	21-Sep-21	6,393	-	121	-	1.9%	82		189,641	42,734	0.5
<b>Burundi</b>	31 Mar 2020	27-Sep-21	17,571	-	14	-	0.1%	152				
<b>Malawi</b>	02 Apr 2020	28-Sep-21	61,528	11	2,279	1	3.7%	330	-	789,812	489,199	2.5
<b>South Sudan</b>	05 Apr 2020	27-Sep-21	11,954	-	128	-	1.1%	108	-	74,198	29,553	0.3
<b>Sao Tome and Principe</b>	06 Apr 2020	28-Sep-21	3,408	59	50	1	1.5%	1,585		60,559	22,120	9.9
<b>Comoros</b>	30 Apr 2020	27-Sep-21	4,128	-	147	-	3.6%	485		174,765	162,098	18.2
<b>Lesotho</b>	13May 2020	26-Aug-21	14,395	-	403	-	2.8%	677		249,173	238,727	11.1
			<b>221,722,790</b>	<b>280,660</b>	<b>4,515,751</b>	<b>4,858</b>	<b>2.0%</b>					

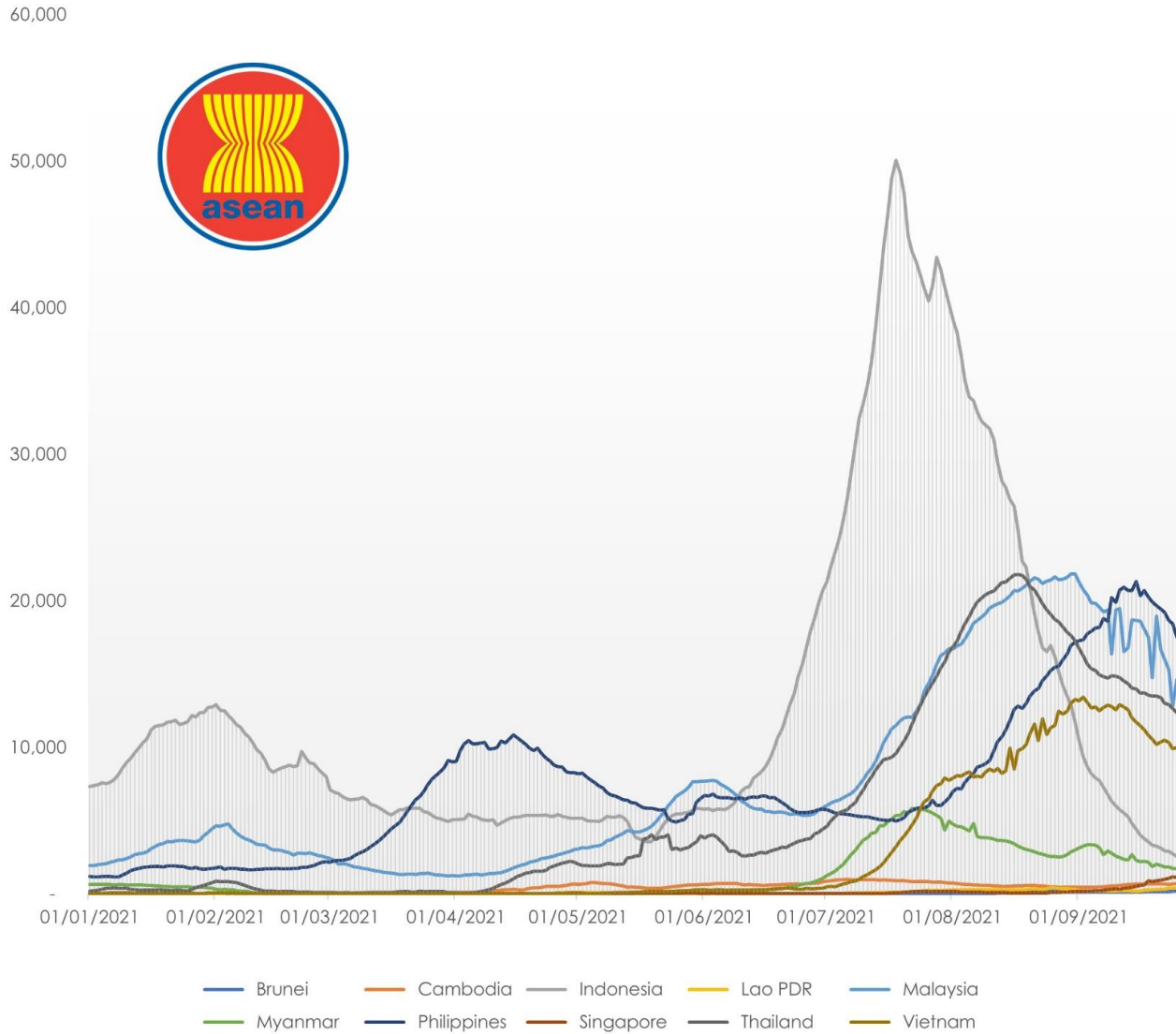
# COVID-19 Epi curve among ASEAN Countries

as of 28 September 2021



# 7-Day Rolling Average of COVID-19 new cases

as of 28 September 2021

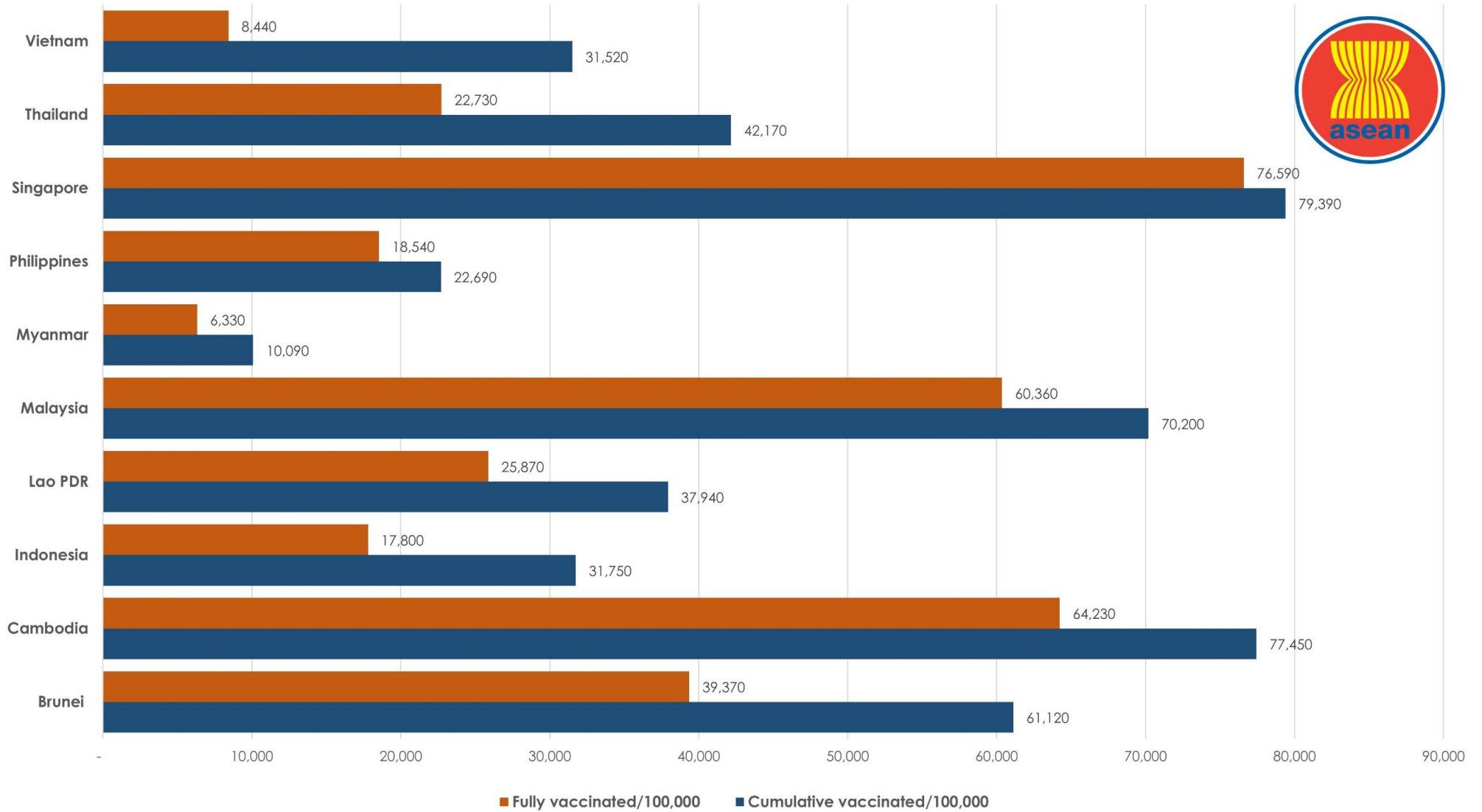


ASEAN Country	New Cases Rate of Change 7-Day Window*	P-value
Brunei	12.27	0.004
Cambodia	23.316	0
Indonesia	-121.643	0
Lao PDR	15.214	0.041
Malaysia	-515.056	0.054
Myanmar	-39.867	0
Philippines	-511.148	0.008
Singapore	89.934	0.003
Thailand	-243.622	0
Vietnam	-173.73	0.026

\*Beta coefficient of linear line of best fit; equal to the rate of change in the 7-day rolling average of new cases over the past 7 days (as of September 28, 2021)

# COVID-19 Vaccination Status

as of 28 September 2021



# Outlook Assessment

as of 27 September 2021

ASEAN MEMBER STATE	REQUIREMENT					
	At least <b>80% of the high-risk population has been vaccinated</b> with at least one dose of a COVID-19 vaccine.		At least <b>65% of the total population has a level of immunity</b> to COVID-19; either recovered from COVID-19 or have been vaccinated with at least one dose of a COVID-19 vaccine.		Case levels are generally low (a 7-day rolling average number of daily new cases that is <10 cases per 100,000, with each day's past-14-day test positivity is consistently <5%).	
	% of High risk population with one dose	Projected Completion Date <i>(moderate case scenario)</i>	% of Total population with one dose	Projected Completion Date <i>(moderate case scenario)</i>	Daily cases/100,000	Test positivity last 14 days
Brunei	>80.0	Aug 2021	61.5	Nov 2021	47.445	
Cambodia	>80.0	Jun 2021	>80.1	Aug 2021	4.515	4.1
Indonesia	>80.0	Aug 2021	34.6	Jan 2022	0.882	2.1
Lao PDR	> 80.0	Aug 2021	41.6	Dec 2021	6.061	6.0
Malaysia	>80.0	Jul 2021	72.6	Sep 2021	38.480	
Myanmar	19.2	-	11.2	Sept 2022	2.981	9.2
Philippines	>80.0	Sept 2021	26.0		13.906	27.6
Singapore	>80.0	May 2021	>80.3	Jul 2021	25.267	1.0
Thailand	>80.0	Sept 2021	44.0	Nov 2021	16.977	27.6
Vietnam	74.6	Oct 2021	33.9	Nov 2021	10.412	4.9

