

COVID-19 Situational Report in the ASEAN Region

ASEAN BioDiaspora Virtual Center (ABVC)

as of November 29, 2021



Canada



COVID-19: Highlights and Situation Overview

Global Update

- Worldwide, there have been over 262 million cases and over 5 million deaths attributed to COVID-19.
- According to the World Health Organization (WHO), over 3.5 million new cases (7.5% increase over last week) and over 51,000 new deaths (3.6% increase over last week) were reported globally during the week of November 15 to November 21. The European region continues to report an increase in new cases (+11%) and deaths (+3%) compared to last week. Although the Americas and Western Pacific regions reported no change in new weekly cases, both regions reported the largest increase in new deaths with a 19% and 29% increase respectively. The remaining regions observed a decrease in new cases and deaths, with South-East Asia reporting the largest decrease in new cases (-11%). Based on the BlueDot COVID-19 Data Suite, as of November 25, the top five countries with the highest seven-day rolling average number of daily new cases are the United States, Germany, United Kingdom, Russia, and Turkey. The top five countries/territories with the highest seven-day rolling average number of daily new cases per million population are Cayman Islands, Anguilla, Czech Republic, Austria, and Jersey. As of November 25, Europe is the continent with the largest proportion of countries (51%, or 26 out of 51) with a high incidence rate (>350 per 100,000 over the past 14 days) and a stable or increasing trend in daily new cases over the last seven days. Africa has the highest proportion of countries (25%, or 14 out of 56) with a low (<=140) to moderate (140.1 - 350) incidence rate and an increasing trend in new cases over the last seven days. South America has the highest proportion of countries (79%, or 11 out of 14) reporting a low incidence rate (<= 140) with a stable or decreasing trend in new cases.
- The World Health Organization (WHO) designated the SARS-CoV-2 variant B.1.1.529, Omicron, as a new Variant of Concern (VoC) based on early evidence for a detrimental change in COVID-19 epidemiology on November 26. The first specimen known thus far was collected on November 9 in South Africa. The Omicron VoC has an unusually large number of mutations, 32, all in the spike protein which is the part of the virus that affects its ability to infect cells and often is targeted by vaccine-induced immunity. Experts have stated that the large number of mutations in the Omicron VoC appear to have accumulated during a chronic infection of a person with a weakened immune system and that the abnormally high number of spike mutations present in the variant is of serious concern to public health. According to the WHO, preliminary evidence suggests that there may be an increased risk of reinfection with Omicron (i.e., people who have previously had COVID-19 could become reinfected more easily with Omicron), as compared to other variants of concern, but information is limited. At the present time, WHO is coordinating with a large number of researchers around the world to better understand Omicron. Studies currently underway or underway shortly include assessments of transmissibility, severity of infection (including symptoms), performance of vaccines and diagnostic tests, and effectiveness of treatments. WHO encourages countries to contribute the collection and sharing of hospitalized patient data through the WHO COVID-19 Clinical Data Platform to rapidly describe clinical characteristics and patient outcomes.

Regional Update

- Vietnam's Ministry of Health confirmed 12,936 new COVID-19 cases on November 29 (Sunday), bringing the total number of cases in the country to 1,210,340. Ho Chi Minh city reported the highest number of new cases (1,454), followed by Can Tho city (966), and Binh Duong (705). The Ministry of Health also reported that 1,712 more patients had now fully recovered from COVID-19, bringing the total number of

people given the all-clear to 958,636. There are currently 6,096 patients in serious condition in hospital, while nine are on life support. The ministry also said that Vietnam has not yet detected any cases infected with the new COVID-19 variant Omicron.

Vaccine Update

- A total of 10 countries accounted for 66.8% of all vaccinations administered globally as of November 25. The top five countries/territories with the highest number of cumulative people fully vaccinated per 100,000 population are Gibraltar (118,190), Singapore (91,910), United Arab Emirates (88,400), Portugal (87,780), and Malta (83,620). Conversely, the top five countries with the lowest number of cumulative people fully vaccinated per 100,000 population are Burundi (0), Congo (Kinshasa) (50), Chad (420), Haiti (580), and Guinea-Bissau (910).
- Malaysia reported a total of 22,659,382 individuals or 96.8% of the adult population have completed the COVID-19 vaccination as of November 28 (Sunday). Based on the Health Ministry's CovidNow portal, 23,006,300 individuals or 98.3% of the adult population have received at least one dose of the vaccine. As for adolescents aged 12-17, 2,702,748 individuals or 85.9% have completed the vaccination, while 2,818,165 individuals or 89.6% have received at least one dose of the vaccine. Meanwhile, a total of 42,010 vaccine doses were dispensed on November 28 (Sunday) with 2,030 as first shots, 3,214 second jabs and 36,766 as booster doses, bringing the cumulative number of vaccine doses administered under the COVID-19 National Immunization Programme (NIP) so far to 53,231,117.

Travel Advisories (new update/s)

- Brunei: An authority announced on November 27 (Saturday) that travellers from South Africa, Botswana, Eswatini, Lesotho, Malawi, Mozambique, Namibia and Zimbabwe are now barred from entering the country. The restrictions also apply to individuals who have received prior approval for entry into Brunei from the eight countries.
- Indonesia: The country will impose a travel ban on South Africa and seven other African countries starting November 29 (Monday). Indonesia's immigration department said that the travel ban will apply to foreigners with a travel history to South Africa, Botswana, Namibia, Zimbabwe, Lesotho, Mozambique, Eswatini, and Nigeria within the past 14 days.
- Philippines: The country has temporarily suspended a decision to allow fully vaccinated tourists entry. The temporary suspension of inbound international flights from South Africa, Botswana, and other countries with local cases or with the likelihood of occurrences of the B.1.1.529 variant took effect immediately few hours after the government announced that it will allow fully vaccinated travellers to enter the country starting December 1. Meanwhile, travellers who have been to these countries over the past two weeks are also barred from entering the Philippines. The government also ordered the immigration services to locate travellers who flew in from these nations in the past week and place them under 14-day quarantine. The Philippine government on November 28 (Sunday) also announced that it will ban inbound flights from seven more countries, on top of the seven African countries announced earlier. The Inter-Agency Task Force for the Management of Emerging Infectious Diseases (IATF) added Austria, the Czech Republic, Hungary, the Netherlands, Switzerland, Belgium and Italy to the "red list" countries from November 28 to December 15. Only Filipinos returning to the country via government or nongovernment-initiated repatriation and "bayanihan flights" may be allowed entry subject to prevailing entry, testing and quarantine protocols for red list areas
- Singapore: All travellers arriving in Singapore from Malaysia via the land Vaccinated Travel Lane (VTL) will be required to undertake an Antigen Rapid Test (ART) upon arrival starting November 29, 8am. According to the Ministry of Trade And Industry (MTI) on November 28 (Sunday), the on-arrival ART for travellers arriving in Singapore via the land VTL will be administered at the Woodlands Temporary Bus

Interchange and Queen Street Terminal adding that travellers will be required to make an e-payment for the ART at the testing centre directly. Meanwhile, the country's Ministry of Health announced on November 28 (Sunday) that the launch of vaccinated travel lanes with Qatar, Saudi Arabia and the United Arab Emirates (UAE) will be deferred, and border measures will be reviewed amid the emergence of the Omicron COVID-19 variant.

- Thailand: The country will ban arrivals from eight southern African nations starting December 1. Arrivals from Botswana, Eswatini, Lesotho, Malawi, Mozambique, Namibia, South Africa and Zimbabwe will not be allowed entry in the country. Any travelers from those countries who had already received approval will be subject to 14 days of quarantine.

Cases and Deaths as of 29 November 2021

- As of 29 November 2021 (2PM, GMT+8), worldwide, there were **262,143,827** confirmed cases, including **5,223,326** deaths. Globally, Case Fatality Rate (CFR) was **2.0**.
- In **China**, there were **127,743** confirmed cases with **5,697** deaths, including deaths in Hong Kong (213) and Taiwan (848). Confirmed cases in China include confirmed cases in Hong Kong (12,428) and Taiwan (16,588). CFR was **4.5**.
- **14,014,267 confirmed cases** of COVID-19 have been reported in the ASEAN region with a total of **291,001 deaths**, with a CFR of **2.1**.

REGION	COUNTRY	FIRST CONFIRMED CASE(S)	LATEST REPORT ON CONFIRMED CASE(S)	TOTAL CONFIRMED CASES	NEW CASES (7-DAY ROLLING AVERAGE)	TOTAL DEATHS	NEW DEATHS (7-DAY ROLLING AVERAGE)	CASE FATALITY RATE	CUMULATIVE CASES/ 100,000	NUMBER OF TESTS LAST 14 DAYS/ 100,000	CUMULATIVE VACCINATED	CUMULATIVE FULLY VACCINATED	FULLY VACCINATED / 100
ASEAN REGION	Brunei	10-Mar-20	28-Nov-21	14,992	- (57)	97	-	0.6%	3,460		402,428	341,909	77.4
	Cambodia	27-Jan-20	28-Nov-21	120,087	23 (31)	2,931	4 (4)	2.4%	728	-	14,125,921	13,277,803	78.4
	Indonesia	02-Mar-20	28-Nov-21	4,255,936	264 (361)	143,808	1 (10)	3.4%	1,573	820	138,530,231	94,339,737	34.1
	Lao PDR	24-Mar-20	28-Nov-21	71,518	1,195 (1,337)	159	5 (4)	0.2%	998	808	3,744,740	3,099,003	42.0
	Malaysia	25-Jan-20	27-Nov-21	2,619,577	- (4,711)	30,280	- (40)	1.2%	8,199	4,157	25,795,888	25,157,551	76.8
	Myanmar	23-Mar-20	28-Nov-21	521,561	350 (520)	19,088	9 (9)	3.7%	965	-	15,390,873	10,478,302	19.1
	Philippines	30-Jan-20	28-Nov-21	2,831,807	630 (771)	48,361	156 (184)	1.7%	2,619	31	40,517,967	43,870,322	39.5
	Singapore	23-Jan-20	28-Nov-21	261,636	1,761 (1,588)	690	6 (5)	0.3%	4,587	-	5,071,148	5,012,181	91.9
	Thailand	13-Jan-20	28-Nov-21	2,106,813	5,854 (6,033)	20,705	30 (46)	1.0%	3,026	403	47,331,644	40,202,745	57.5
Vietnam	23-Jan-20	28-Nov-21	1,210,340	12,936 (16,547)	24,882	190 (160)	2.1%	1,255	992	67,824,005	45,120,629	46.0	
				14,014,267	23,013	291,001	401	2.1%					

- **248,001,862 confirmed cases** of COVID-19 have been reported in **223 countries/states** (other than China, Hong Kong, Taiwan, Macau, and ASEAN countries):

REGION	COUNTRY	FIRST CONFIRMED CASE(S)	LATEST REPORT ON CONFIRMED CASE(S)	TOTAL CONFIRMED CASES	NEW CASES	TOTAL DEATHS	NEW DEATHS	CASE FATALITY RATE	CUMULATIVE CASES/ 100,000	NUMBER OF TESTS LAST 14 DAYS/ 100,000	CUMULATIVE IMMUNIZED	CUMULATIVE FULLY VACCINATED	FULLY VACCINATED/ 100
ASIA PACIFIC	Japan	16 Jan 2020	28-Nov-21	1,726,654	73	18,269	-	1.1%	1,367	382	99,653,851	96,922,544	76.9
	South Korea	20 Jan 2020	28-Nov-21	440,896	3,928	3,548	56	0.8%	853	-	42,475,901	40,852,206	79.6

Nepal	24 Jan 2020	28-Nov-21	820,878	154	11,523	2	1.4%	2,869	298	9,206,187	7,990,190	26.9
Australia	25 Jan 2020	28-Nov-21	207,983	1,235	1,994	4	1.0%	811	6,532	19,965,449	18,685,541	72.5
Sri Lanka	27 Jan 2020	28-Nov-21	562,520	742	14,305	27	2.5%	2,580	353	15,919,195	13,725,136	63.9
India	30 Jan 2020	27-Nov-21	34,572,523	-	468,554	-	1.4%	2,530	977	781,075,743	431,417,303	31.0
Afghanistan	24 Feb 2020	28-Nov-21	157,218	28	7,308	-	4.6%	413		4,285,440	3,454,113	8.7
Pakistan	26 Feb 2020	28-Nov-21	1,284,189	303	28,709	5	2.2%	593	258	79,903,178	49,844,419	22.1
New Zealand	28 Feb 2020	28-Nov-21	11,260	146	43	1	0.4%	229	9,011	3,878,887	3,584,003	70.0
Bhutan	05 Mar 2020	28-Nov-21	2,640	4	3	-	0.1%	346	2,169	589,141	564,142	72.3
Maldives	07 Mar 2020	28-Nov-21	91,464	114	248	-	0.3%	17,226	6,728	395,470	362,742	66.7
Bangladesh	08 Mar 2020	28-Nov-21	1,575,784	205	27,978	3	1.8%	966	115	57,817,590	35,969,066	21.6
Mongolia	10 Mar 2020	28-Nov-21	380,945	329	1,990	5	0.5%	11,812	2,668	2,259,763	2,149,717	64.6
Turkey	10 Mar 2020	28-Nov-21	8,746,055	21,655	76,446	213	0.9%	10,483	5,151	56,188,582	50,329,638	59.2
French Polynesia	12 Mar 2020	26-Nov-21	46,788	-	636	-	1.4%	16,753		161,102	153,474	54.3
Guam	15 Mar 2020	28-Nov-21	19,163	5	263	-	1.4%	11,455		135,014	123,273	73.2
New Caledonia	17 Mar 2020	28-Nov-21	12,105	6	276	-	2.3%	4,206		179,591	167,538	58.1
Fiji	18 Mar 2020	26-Nov-21	52,494	-	696	-	1.3%	5,899	-	633,512	579,724	64.2
Papua New Guinea	21 Mar 2020	27-Nov-21	35,029	-	545	-	1.6%	399	-	254,708	181,283	2.0
Timor Leste	21 Mar 2020	27-Nov-21	19,822	-	122	-	0.6%	1,533	-	636,271	431,739	32.1
Northern Mariana Islands	28 Mar 2020	26-Nov-21	649	-	3	-	0.5%	1,134		38,485	35,240	68.0
North Korea	24 Jul 2020	25-Jul-20	1	-	-	-	0.0%	0				
Solomon Islands	03 Oct 2020	16-Apr-21	20	-	-	-	0.0%	3		150,777	43,040	6.1
Wallis et Futuna	17 Oct 2020	06-May-21	445	-	7	-	1.6%	2,777		6,001	5,902	53.2
Marshall Islands	26 Oct 2020	17-Nov-20	4	-	-	-	0.0%	7		24,770	21,780	28.0
Vanuatu	11 Nov 2020	24-Oct-21	6	-	1	-	16.7%	2		89,472	40,110	12.8
Samoa	18 Nov 2020	12-Feb-21	3	-	-	-	0.0%	2		137,258	86,246	43.1
Micronesia	11 Jan 2021	11-Jan-21	1	-	-	-	0.0%	1		47,611	42,129	41.2

	Palau	31 May 2021	08-Oct-21	8	-	-	-	0.0%	44		18,058	15,786	73.3
	Tonga	05 Nov 2021	05-Nov-21	1	-				1		72,695	44,058	41.3
AMERICAS	USA	21 Jan 2020	28-Nov-21	49,091,184	13,489	799,360	48	1.6%	14,956	3,251	231,367,686	194,668,359	57.9
	Canada	25 Jan 2020	28-Nov-21	1,786,287	1,937	29,633	5	1.7%	4,700	2,426	30,261,891	28,968,005	76.1
	Brazil	26 Feb 2020	27-Nov-21	22,081,537	-	614,459	-	2.8%	10,428	206	162,436,791	128,481,994	60.0
	Mexico	28 Feb 2020	27-Nov-21	3,882,792	-	293,859	-	7.6%	3,044	100	76,480,431	64,830,452	49.8
	Saint Martin	01 Mar 2020	14-Nov-21	3,949	-	56	-	1.4%	10,392				
	Ecuador	01 Mar 2020	23-Nov-21	524,432	-	33,128	-	6.3%	3,019	134	13,381,327	10,852,890	60.7
	Dominican Republic	01 Mar 2020	28-Nov-21	406,803	292	4,204	-	1.0%	3,788	-	6,864,648	5,580,500	51.0
	Chile	03 Mar 2020	28-Nov-21	1,759,405	2,328	38,313	31	2.2%	9,283	4,357	16,820,529	16,027,728	83.4
	Argentina	03 Mar 2020	28-Nov-21	5,326,448	888	116,529	12	2.2%	11,853	589	36,491,322	29,236,347	64.1
	Peru	05 Mar 2020	27-Nov-21	2,232,749	-	201,071	-	9.0%	6,868	-	21,661,388	17,084,235	51.2
	Costa Rica	06 Mar 2020	26-Nov-21	566,560	-	7,287	-	1.3%	11,224	398	3,860,379	3,144,053	61.2
	Colombia	06 Mar 2020	28-Nov-21	5,065,373	2,196	128,437	43	2.5%	10,062	987	36,026,715	24,089,350	47.0
	French Guiana	06 Mar 2020	26-Nov-21	45,864	-	326	-	0.7%	23,459				
	Martinique	06 Mar 2020	16-Nov-21	44,318	-	700	-	1.6%	10,237				
	Paraguay	07 Mar 2020	27-Nov-21	462,908	-	16,461	-	3.6%	6,571	269	3,279,439	2,557,956	35.4
	Panama	10 Mar 2020	27-Nov-21	477,306	-	7,361	-	1.5%	11,240	1,467	3,005,441	2,426,073	55.4
	Bolivia	10 Mar 2020	26-Nov-21	535,115	-	19,137	-	3.6%	4,648	515	4,688,731	3,948,592	33.4
	Honduras	11 Mar 2020	26-Nov-21	377,888	-	10,403	-	2.8%	3,877		3,987,966	3,928,749	39.0
	Cuba	11 Mar 2020	28-Nov-21	962,220	153	8,300	-	0.9%	8,490	-	10,142,765	9,114,147	80.5
	Guyana	11 Mar 2020	27-Nov-21	37,707	-	986	-	2.6%	4,817		396,840	271,206	34.3
	Jamaica	12 Mar 2020	27-Nov-21	91,122	-	2,385	-	2.6%	3,091	364	661,725	505,892	17.0
	St Vincent and the Grenadines	12 Mar 2020	26-Nov-21	5,500	-	74	-	1.3%	4,973	1,387	30,118	22,009	19.8
	Saint Lucia	13 Mar 2020	27-Nov-21	12,970	-	280	-	2.2%	7,096		54,167	45,998	24.9
	Trinidad and Tobago	13 Mar 2020	27-Nov-21	69,680	-	2,090	-	3.0%	4,995	-	642,607	641,345	45.7
	Venezuela	13 Mar 2020	27-Nov-21	430,046	-	5,131	-	1.2%	1,508		13,858,057	9,271,857	32.3
	Guatemala	13 Mar 2020	27-Nov-21	617,495	-	15,917	-	2.6%	3,719	446	5,899,133	3,981,577	21.8
	Uruguay	13 Mar 2020	27-Nov-21	399,181	-	6,125	-	1.5%	11,531	-	2,749,113	2,654,911	76.2
	Curacao	13 Mar 2020	27-Nov-21	17,390	-	178	-	1.0%	11,039		102,802	95,067	57.7

Puerto Rico	13 Mar 2020	28-Nov-21	187,936	39	3,269	1	1.7%	5,885		2,690,338	2,361,160	73.9	
Suriname	13 Mar 2020	27-Nov-21	50,741	-	1,164	-	2.3%	8,728		256,711	217,121	36.7	
Antigua and Barbuda	13 Mar 2020	25-Nov-21	4,141	-	117	-	2.8%	4,264	-	61,271	55,801	56.5	
Guadeloupe	13 Mar 2020	18-Nov-21	55,147	-	746	-	1.4%	12,449					
Cayman Islands	13 Mar 2020	26-Nov-21	6,738	-	4	-	0.1%	10,374		57,558	55,352	83.2	
Aruba	14 Mar 2020	27-Nov-21	16,312	-	174	-	1.1%	15,343		83,619	77,992	72.8	
Bahamas	15 Mar 2020	25-Nov-21	22,734	-	671	-	3.0%	5,837	850	149,231	134,481	33.9	
US Virgin Islands	16 Mar 2020	24-Nov-21	7,490	-	85	-	1.1%	7,024		59,714	51,904	48.8	
Sint Maarten	17 Mar 2020	27-Nov-21	4,575	-	75	-	1.6%	11,232		26,750	24,682	56.8	
Montserrat	17 Mar 2020	09-Oct-21	41	-	1	-	2.4%	439		1,531	1,417	28.5	
Barbados	17 Mar 2020	26-Nov-21	24,923	-	223	-	0.9%	8,683		153,261	135,721	47.2	
El Salvador	18 Mar 2020	27-Nov-21	119,803	-	3,771	-	3.1%	1,856	-	4,416,185	4,041,016	62.0	
Nicaragua	18 Mar 2020	23-Nov-21	17,152	-	209	-	1.2%	262		3,842,428	2,190,695	32.7	
Bermuda	18 Mar 2020	25-Nov-21	5,730	-	106	-	1.8%	8,965		48,464	47,365	76.3	
Haiti	19 Mar 2020	25-Nov-21	25,027	-	723	-	2.9%	222		118,222	66,888	0.6	
Dominica	22 Mar 2020	24-Nov-21	5,819	-	37	-	0.6%	8,104		28,590	26,544	36.8	
Grenada	22 Mar 2020	26-Nov-21	5,888	-	200	-	3.4%	5,257		39,717	33,603	29.7	
Belize	23 Mar 2020	26-Nov-21	30,165	-	570	-	1.9%	7,728	4,981	227,261	190,806	47.1	
Turks and Caicos Islands	23 Mar 2020	26-Nov-21	3,096	-	24	-	0.8%	8,107		29,210	27,133	69.2	
Saint Kitts and Nevis	24 Mar 2020	26-Nov-21	2,779	-	28	-	1.0%	5,261	3,637	26,851	24,563	45.9	
British Virgin Islands	25 Mar 2020	17-Nov-21	2,765	-	38	-	1.4%	9,207		18,137	16,471	54.1	
Anguilla	26 Mar 2020	22-Nov-21	1,334	-	3	-	0.2%	10,065		9,906	9,160	60.6	
Caribbean Netherlands	01 Apr 2020	27-Nov-21	2,869	-	22	-	0.8%	15,928		19,109	16,736	63.3	
Falkland Islands	03 Apr 2020	04-Nov-21	72	-	-	-	0.0%	2,729		2,632	1,775	50.3	
Saint Pierre and Miquelon	05 Apr 2020	25-Nov-21	59	-	-	-	0.0%	841					
Saint Barthelemy	25 Jul 2020	21-Nov-21	1,601	-	6	-	0.4%	18,947					
EUROPE	France	24 Jan 2020	28-Nov-21	7,620,048	31,648	118,894	23	1.6%	11,363		51,843,873	46,883,650	69.4
	Germany	27 Jan 2020	28-Nov-21	5,798,345	38,444	101,411	71	1.7%	6,975	2,202	59,121,827	56,862,343	67.8

Finland	29 Jan 2020	26-Nov-21	182,284	-	1,309	-	0.7%	3,302	2,986	4,286,209	4,027,740	72.6
Italy	30 Jan 2020	28-Nov-21	5,007,818	12,927	133,674	47	2.7%	8,305	10,654	47,124,390	43,991,560	72.9
Russian Federation	31 Jan 2020	28-Nov-21	9,570,373	33,548	272,755	1,224	2.8%	6,629	4,602	66,011,769	55,964,877	38.4
Spain	31 Jan 2020	26-Nov-21	5,131,012	-	87,955	-	1.7%	10,899	1,348	38,288,327	37,582,174	80.4
Sweden	31 Jan 2020	25-Nov-21	1,198,848	-	15,145	-	1.3%	11,656		7,309,362	7,021,519	69.1
United Kingdom of Great Britain	31 Jan 2020	28-Nov-21	10,146,915	36,507	144,775	51	1.4%	15,182	15,595	50,895,645	46,278,230	67.9
Belgium	05 Feb 2020	27-Nov-21	1,701,633	-	26,840	-	1.6%	14,817	9,700	8,821,402	8,676,283	74.6
Switzerland	25 Feb 2020	26-Nov-21	982,290	-	11,488	-	1.2%	11,456	5,730	5,828,268	5,676,984	65.1
Austria	25 Feb 2020	28-Nov-21	1,143,283	10,478	12,388	39	1.1%	12,879	66,424	6,314,687	5,920,756	65.5
Croatia	25 Feb 2020	28-Nov-21	603,316	3,339	10,759	64	1.8%	14,833	4,064	2,168,369	1,924,533	47.2
Norway	26 Feb 2020	27-Nov-21	259,200	-	1,050	-	0.4%	4,847	3,220	4,236,469	3,817,702	69.9
Romania	26 Feb 2020	28-Nov-21	1,776,949	1,377	56,275	106	3.2%	9,180	2,492	7,657,261	7,346,689	38.4
Estonia	26 Feb 2020	28-Nov-21	221,549	389	1,791	2	0.8%	16,701	4,920	826,589	786,478	59.4
Georgia	26 Feb 2020	28-Nov-21	838,639	3,333	11,927	56	1.4%	22,542	-	1,144,402	989,533	24.9
North Macedonia	26 Feb 2020	28-Nov-21	215,009	333	7,547	19	3.5%	10,320	9,231	885,888	789,905	37.9
Greece	26 Feb 2020	28-Nov-21	924,506	3,823	17,959	98	1.9%	8,627	53,772	7,017,407	6,580,353	63.5
Denmark	27 Feb 2020	28-Nov-21	478,927	4,290	2,872	9	0.6%	8,231	29,093	4,553,329	4,447,093	76.5
San Marino	27 Feb 2020	20-Nov-21	5,790	-	93	-	1.6%	17,100		25,433	22,378	65.8
Lithuania	27 Feb 2020	28-Nov-21	467,900	1,292	6,692	20	1.4%	16,790	5,766	1,865,221	1,776,053	66.0
Netherlands	27 Feb 2020	28-Nov-21	2,599,579	22,133	19,317	45	0.7%	14,998	1,928	13,220,692	12,663,364	73.7
Azerbaijan	27 Feb 2020	28-Nov-21	585,783	1,662	7,807	18	1.3%	5,844	1,761	5,071,264	4,555,457	44.6
Belarus	28 Feb 2020	28-Nov-21	651,839	1,671	5,054	13	0.8%	6,885	3,546	3,415,261	2,560,448	27.1
Iceland	28 Feb 2020	26-Nov-21	17,446	-	35	-	0.2%	4,829	7,720	285,289	280,766	81.8
Ireland	28 Feb 2020	28-Nov-21	560,054	3,735	5,652	-	1.0%	11,334	7,309	3,851,364	3,786,011	76.0
Monaco	29 Feb 2020	27-Nov-21	3,728	-	36	-	1.0%	9,568		26,672	23,308	59.0
Czech Republic	01 Mar 2020	28-Nov-21	2,123,059	12,785	32,837	93	1.5%	19,898		6,621,523	6,337,404	59.1
Luxembourg	01 Mar 2020	25-Nov-21	88,108	-	866	-	1.0%	14,213	6,624	444,171	418,437	65.9
Armenia	01 Mar 2020	28-Nov-21	337,931	409	7,514	29	2.2%	11,425	2,972	738,887	372,004	12.5
Latvia	02 Mar 2020	28-Nov-21	252,413	488	4,146	16	1.6%	13,196	5,909	1,268,012	1,174,751	62.9

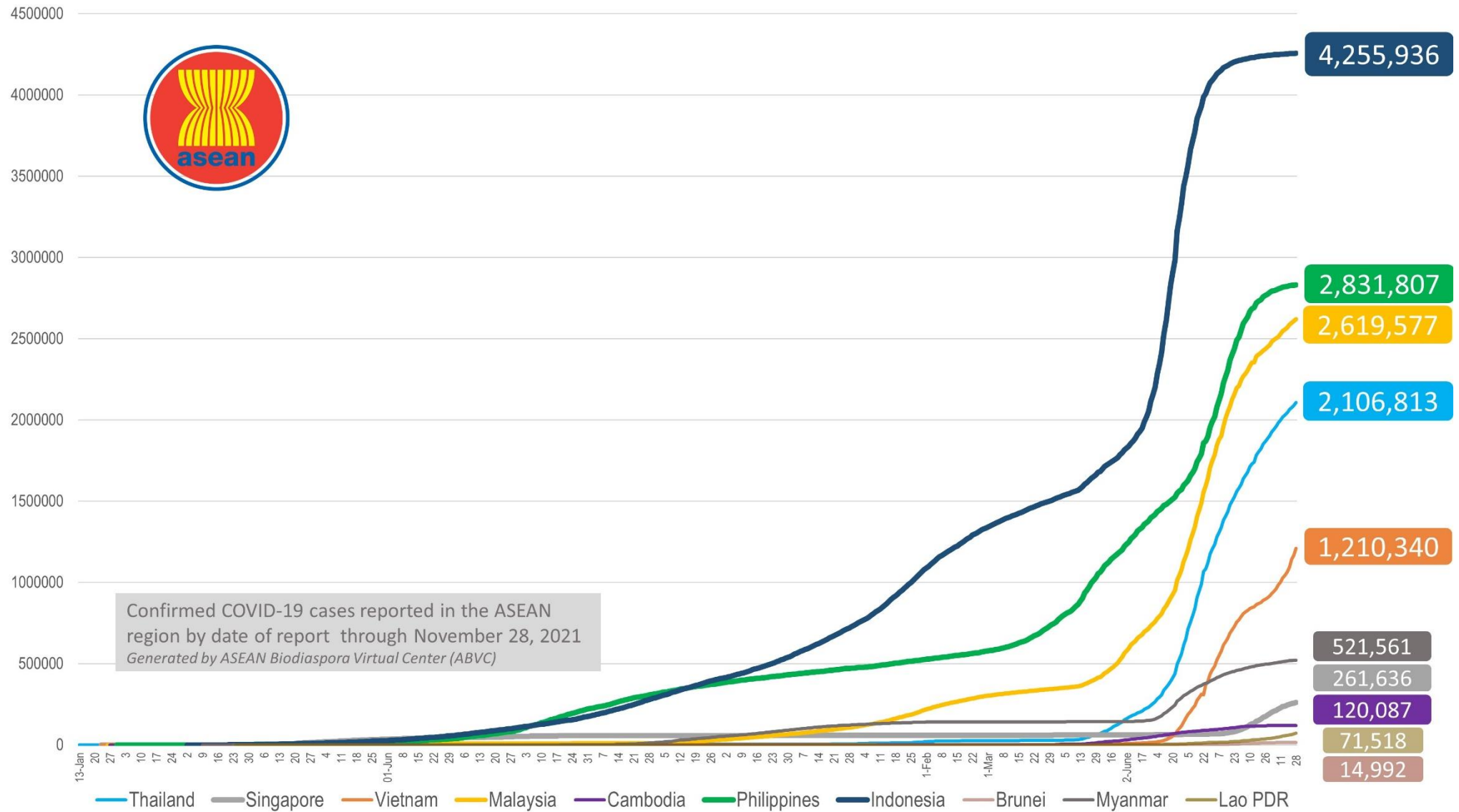
	Portugal	02 Mar 2020	28-Nov-21	1,142,707	2,897	18,417	12	1.6%	11,127	5,166	9,053,901	8,925,907	87.8
	Andorra	02 Mar 2020	26-Nov-21	16,712	-	131	-	0.8%	21,664	5,660	54,999	49,535	64.0
	Liechtenstein	03 Mar 2020	28-Nov-21	4,507	47	61	-	1.4%	11,855	8,275	25,661	24,980	65.3
	Ukraine	03 Mar 2020	28-Nov-21	3,422,023	7,483	85,117	400	2.5%	7,710	1,498	13,289,461	10,925,479	25.1
	Slovenia	04 Mar 2020	28-Nov-21	417,376	1,478	5,188	23	1.2%	19,990	3,855	1,229,116	1,146,403	55.2
	Hungary	04 Mar 2020	26-Nov-21	1,068,888	-	33,866	-	3.2%	10,941	5,592	6,087,474	5,823,818	60.5
	Poland	04 Mar 2020	28-Nov-21	3,507,828	20,574	83,037	51	2.4%	9,238	2,461	20,807,234	20,398,724	54.0
	Faroe Islands	04 Mar 2020	26-Nov-21	3,408	-	13	-	0.4%	7,001		40,205	38,142	77.8
	Bosnia and Herzegovina	05 Mar 2020	26-Nov-21	272,798	-	12,456	-	4.6%	8,264	1,293	833,233	720,641	22.1
	Gibraltar	05 Mar 2020	28-Nov-21	7,179	17	98	-	1.4%	21,302		40,906	39,819	118.2
	Slovakia	06 Mar 2020	28-Nov-21	667,961	7,575	14,274	46	2.1%	12,247	11,742	2,618,464	2,341,283	42.9
	Serbia	06 Mar 2020	28-Nov-21	1,250,393	1,674	11,588	51	0.9%	18,004	2,740	3,248,569	3,098,262	45.1
	Vatican City	06 Mar 2020	17-Oct-20	27	-	-	-	0.0%	2,932				
	Malta	07 Mar 2020	28-Nov-21	39,234	72	468	-	1.2%	7,805	5,504	435,394	431,926	83.7
	Moldova	07 Mar 2020	28-Nov-21	362,433	107	9,069	15	2.5%	13,637	-	948,882	926,795	23.0
	Bulgaria	08 Mar 2020	27-Nov-21	688,628	-	28,043	-	4.1%	9,872	6,129	1,786,530	1,752,595	25.4
	Albania	09 Mar 2020	28-Nov-21	199,555	418	3,089	4	1.5%	6,992	-	1,067,769	953,489	33.2
	Cyprus	09 Mar 2020	24-Nov-21	131,462	-	591	-	0.4%	10,968	50,851	619,136	581,601	64.9
	Channel Islands	09 Mar 2020	26-Nov-21	3,670	-	23	-	0.6%	5,626		32,969	13,618	21.5
	Jersey	10 Mar 2020	26-Nov-21	13,656	-	80	-	0.6%	15,038		79,571	75,089	74.3
	Kazakhstan	13 Mar 2020	28-Nov-21	970,092	847	12,667	16	1.3%	5,240	-	8,704,029	8,042,531	42.3
	Kosovo	13 Mar 2020	28-Nov-21	161,075	9	2,983	-	1.9%	8,977				
	Uzbekistan	15 Mar 2020	28-Nov-21	192,831	232	1,397	2	0.7%	574		17,098,127	5,882,086	17.3
	Greenland	16 Mar 2020	25-Nov-21	1,332	-	-	-	0.0%	2,369		40,224	37,431	65.8
	Montenegro	17 Mar 2020	28-Nov-21	156,873	265	2,285	2	1.5%	25,215		272,965	254,069	40.5
	Kyrgyzstan	18 Mar 2020	28-Nov-21	183,248	41	2,741	1	1.5%	2,838		1,103,737	883,003	13.3
	Isle of Man	19 Mar 2020	27-Nov-21	11,085	-	66	-	0.6%	13,105		68,284	64,810	75.9
	Tajikistan	30 Apr 2020	20-Nov-21	17,095	-	124	-	0.7%	183		2,880,326	2,411,511	24.7
MIDDLE EAST	UAE	29 Jan 2020	28-Nov-21	741,918	60	2,146	1	0.3%	7,593	2,363	9,801,529	8,832,256	88.4
	Iran	19 Feb 2020	28-Nov-21	6,108,882	3,781	129,629	80	2.1%	7,368	1,942	56,653,947	44,726,047	52.6
	Israel	21 Feb 2020	28-Nov-21	1,342,210	329	8,189	5	0.6%	14,826	10,151	6,306,501	5,772,575	62.1
	Lebanon	21 Feb 2020	28-Nov-21	668,087	1,319	8,709	8	1.3%	9,745	-	1,897,850	1,671,443	24.7

	Kuwait	24 Feb 2020	27-Nov-21	413,266	-	2,465	-	0.6%	9,823	4,048	1,452,148	923,307	21.3	
	Oman	24 Feb 2020	25-Nov-21	304,519	-	4,113	-	1.4%	6,121		3,310,409	2,828,176	54.1	
	Bahrain	24 Feb 2020	28-Nov-21	277,585	33	1,394	-	0.5%	16,914	10,534	1,187,429	1,157,799	66.2	
	Iraq	24 Feb 2020	28-Nov-21	2,079,622	538	23,793	21	1.1%	5,290	442	7,246,498	4,468,867	10.9	
	Qatar	29 Feb 2020	28-Nov-21	243,132	153	611	-	0.3%	8,585	-	2,360,308	2,218,292	75.7	
	Saudi Arabia	02 Mar 2020	28-Nov-21	549,695	24	8,833	1	1.6%	1,604	456	24,576,709	22,370,726	63.3	
	Jordan	02 Mar 2020	28-Nov-21	943,305	4,012	11,551	36	1.2%	9,338	4,171	4,114,712	3,722,035	36.3	
	Palestine	05 Mar 2020	26-Nov-21	459,689	-	4,792	-	1.0%	9,811		1,910,794	1,365,858	26.2	
	Syria	22 Mar 2020	26-Nov-21	47,764	-	2,729	-	5.7%	280		890,111	732,224	4.0	
	Yemen	10 Apr 2020	28-Nov-21	9,987	6	1,946	1	19.5%	34		537,397	353,822	1.2	
AFRICA	Egypt	14 Feb 2020	27-Nov-21	355,767	-	20,305	-	5.7%	354		23,649,491	14,022,224	13.5	
	Algeria	25 Feb 2020	28-Nov-21	210,152	172	6,058	6	2.9%	488		6,703,364	5,314,016	11.9	
	Nigeria	28 Feb 2020	28-Nov-21	213,982	60	2,975	-	1.4%	106	43	6,183,844	3,456,204	1.6	
	Tunisia	02 Mar 2020	27-Nov-21	717,163	-	25,363	-	3.5%	6,132	293	6,047,512	5,071,636	42.5	
	Morocco	02 Mar 2020	28-Nov-21	949,732	84	14,774	-	1.6%	2,604	254	24,498,454	22,692,532	60.8	
	Senegal	02 Mar 2020	28-Nov-21	73,985	4	1,885	-	2.5%	454	69	1,319,915	922,233	5.4	
	South Africa	05 Mar 2020	28-Nov-21	2,961,406	-	89,797	-	3.0%	5,057	796	16,994,112	14,267,533	23.8	
	Cameroon	06 Mar 2020	24-Nov-21	106,794	-	1,791	-	1.7%	413		754,013	565,876	2.1	
	Togo	06 Mar 2020	27-Nov-21	26,241	-	243	-	0.9%	325	119	998,792	508,930	6.0	
	Burkina Faso	09 Mar 2020	21-Nov-21	15,711	-	281	-	1.8%	77		364,565	297,231	1.4	
	Democratic Republic of Congo	10 Mar 2020	26-Nov-21	58,115	-	1,104	-	1.9%	67		137,606	53,013	0.1	
	Ivory Coast	11 Mar 2020	27-Nov-21	61,704	-	704	-	1.1%	240	73	2,669,432	1,176,366	4.4	
	Reunion	11 Mar 2020	23-Nov-21	59,048	-	381	-	0.6%	7,600					
	Ghana	13 Mar 2020	20-Nov-21	130,920	-	1,209	-	0.9%	430	-	2,651,463	842,225	2.7	
	Guinea	13 Mar 2020	26-Nov-21	30,763	-	387	-	1.3%	241		1,649,208	794,289	5.9	
	Gabon	13 Mar 2020	27-Nov-21	37,298	-	279	-	0.7%	1,717	1,494	166,353	111,626	4.9	
	Sudan	13 Mar 2020	25-Nov-21	42,056	-	3,114	-	7.4%	98		1,154,253	581,846	1.3	
	Kenya	13 Mar 2020	28-Nov-21	254,951	11	5,332	-	2.1%	485	-	4,478,196	2,648,391	4.8	
	Ethiopia	13 Mar 2020	28-Nov-21	371,262	85	6,740	4	1.8%	331	62	6,574,164	1,431,442	1.2	
	Central African Republic	14 Mar 2020	23-Nov-21	11,708	-	101	-	0.9%	247		362,298	321,982	6.5	
Seychelles	14 Mar 2020	25-Nov-21	23,197	-	125	-	0.5%	23,761		81,867	77,809	78.7		
Rwanda	14 Mar 2020	28-Nov-21	100,330	5	1,342	-	1.3%	795	1,339	5,744,232	3,004,325	22.6		
Namibia	14 Mar 2020	27-Nov-21	129,180	-	3,573	-	2.8%	5,179	468	355,254	294,586	11.4		
Swaziland	14 Mar 2020	28-Nov-21	46,538	10	1,248	-	2.7%	4,053		259,022	249,607	21.3		
Mauritania	14 Mar 2020	28-Nov-21	39,178	63	831	-	2.1%	866	-	1,060,233	673,813	14.1		
Mayotte	14 Mar 2020	26-Nov-21	20,938	-	185	-	0.9%	13,165						
Equatorial Guinea	15 Mar 2020	25-Nov-21	13,579	-	173	-	1.3%	1,001	653	247,251	197,738	13.6		

Republic of Congo	15 Mar 2020	23-Nov-21	18,837	-	349	-	1.9%	350		496,643	128,936	2.3
Benin	16 Mar 2020	24-Nov-21	24,850	-	161	-	0.6%	211	-	339,452	297,726	2.4
Liberia	16 Mar 2020	25-Nov-21	5,821	-	287	-	4.9%	118		494,052	456,623	8.8
Tanzania	16 Mar 2020	23-Nov-21	26,261	-	730	-	2.8%	45		885,579	965,778	1.6
Somalia	16 Mar 2020	25-Nov-21	23,016	-	1,327	-	5.8%	149		589,128	564,612	3.5
Gambia	17 Mar 2020	22-Nov-21	9,989	-	342	-	3.4%	425	32	236,834	222,890	9.0
Zambia	17 Mar 2020	28-Nov-21	210,143	5	3,667	-	1.7%	1,177	90	806,611	671,006	3.6
Mauritius	18 Mar 2020	27-Nov-21	21,191	-	240	-	1.1%	1,674		916,524	914,936	71.9
Djibouti	18 Mar 2020	25-Nov-21	13,504	-	186	-	1.4%	1,387		73,592	26,087	2.6
Niger	19 Mar 2020	27-Nov-21	6,958	-	254	-	3.7%	30		506,083	456,958	1.8
Chad	19 Mar 2020	01-Nov-21	5,105	-	175	-	3.4%	32		179,130	70,521	0.4
Zimbabwe	20 Mar 2020	27-Nov-21	133,951	-	4,705	-	3.5%	915	192	3,757,352	2,786,979	18.5
Cape Verde	20 Mar 2020	27-Nov-21	38,358	-	349	-	0.9%	6,975		303,569	236,339	42.1
Madagascar	20 Mar 2020	23-Nov-21	44,072	-	967	-	2.2%	163	-	473,726	425,211	1.5
Uganda	21 Mar 2020	26-Nov-21	127,451	-	3,252	-	2.6%	288	99	3,838,439	912,983	1.9
Eritrea	21 Mar 2020	28-Nov-21	7,318	13	60	-	0.8%	206				
Angola	21 Mar 2020	27-Nov-21	65,139	-	1,733	-	2.7%	205		6,266,044	2,760,266	8.1
Mozambique	22 Mar 2020	28-Nov-21	151,524	9	1,940	-	1.3%	499	65	6,257,220	3,449,256	10.7
Libya	24 Mar 2020	27-Nov-21	371,571	-	5,438	-	1.5%	5,482		1,661,332	630,306	9.1
Guinea-Bissau	25 Mar 2020	26-Nov-21	6,440	-	146	-	2.3%	335		346,678	18,411	0.9
Mali	25 Mar 2020	28-Nov-21	17,339	39	605	2	3.5%	88		598,437	312,488	1.5
Botswana	30 Mar 2020	25-Nov-21	194,909	-	2,416	-	1.2%	8,461	-	883,188	469,369	19.6
Sierra Leone	31 Mar 2020	26-Nov-21	6,401	-	121	-	1.9%	82		603,654	302,686	3.7
Burundi	31 Mar 2020	27-Nov-21	20,402	-	14	-	0.1%	177		874	564	-
Malawi	02 Apr 2020	28-Nov-21	61,897	8	2,305	1	3.7%	332	-	1,100,295	594,360	3.0
South Sudan	05 Apr 2020	25-Nov-21	12,717	-	133	-	1.0%	115	-	185,148	133,315	1.2
Sao Tome and Principe	06 Apr 2020	14-Nov-21	3,731	-	56	-	1.5%	1,735		82,256	31,995	14.3
Comoros	30 Apr 2020	26-Nov-21	4,489	-	150	-	3.3%	528		278,152	198,198	22.3
Lesotho	13May 2020	25-Nov-21	21,755	-	662	-	3.0%	1,024		581,857	572,287	26.5
			248,001,862	329,419	4,926,628	3,288	2.0%					

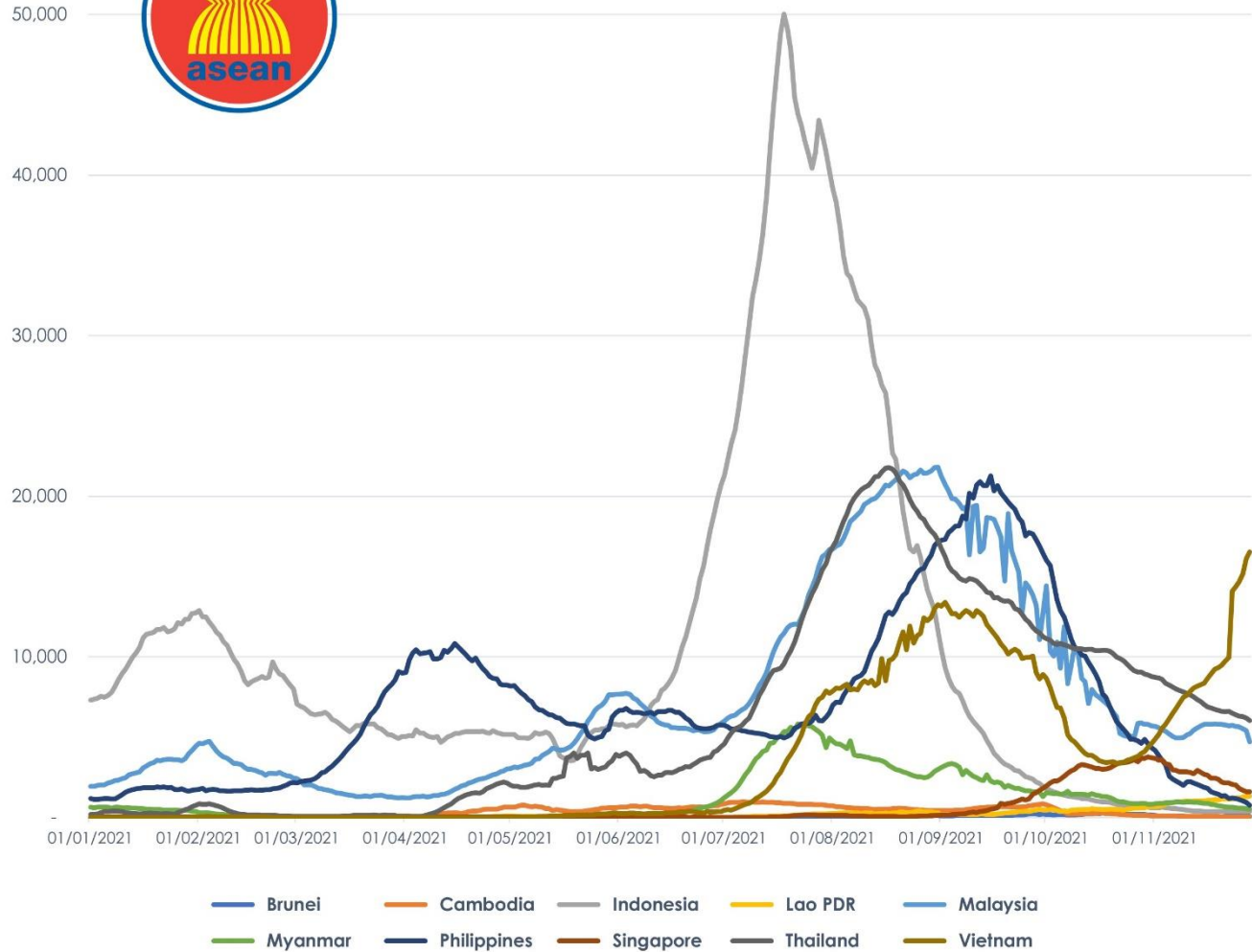
COVID-19 Epi curve among ASEAN Countries

as of 28 November 2021



7-Day Rolling Average of COVID-19 new cases

as of 28 November 2021

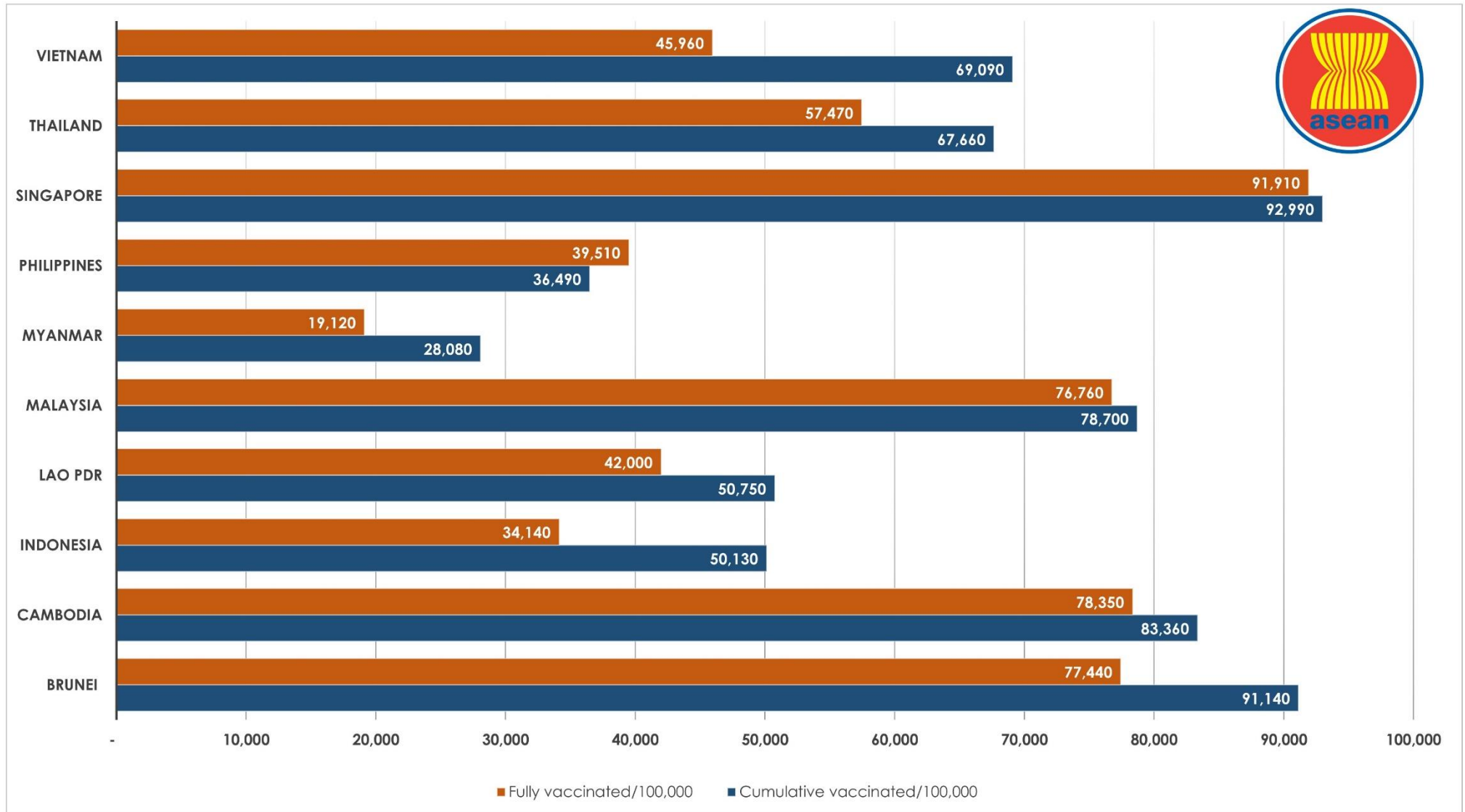


ASEAN Country	New Cases Rate of Change 7-Day Window*	P-value
Brunei	1.72	0.156
Cambodia	-2.37	0
Indonesia	0.41	0.733
Lao PDR	30.71	0
Malaysia	-137.93	0.023
Myanmar	-20.34	0
Philippines	-68.5	0.002
Singapore	-101.72	0
Thailand	-86.92	0
Vietnam	880.18	0.009

*Beta coefficient of linear line of best fit; equal to the rate of change in the 7-day rolling average of new cases over the past 7 days (as of November 28, 2021)

COVID-19 Vaccination Status


as of 28 November 2021



Note on Philippine data: Cumulative people vaccinated has not been updated by the source.

Outlook Assessment

as of 26 November 2021

 ASEAN MEMBER STATE	REQUIREMENT							
	At least 80% of the high-risk population has been vaccinated with at least one dose of a COVID-19 vaccine.		At least 65% of the total population has a level of immunity to COVID-19; either recovered from COVID-19 or have been vaccinated with at least one dose of a COVID-19 vaccine.		Case levels are generally low (a 7-day rolling average number of daily new cases that is <10 cases per 100,000, with each day's past-14-day test positivity is consistently <5%).		Government Policy on containment and health (strictness and comprehensiveness in COVID-19 related government policies)	
	% of High risk population with one dose	Population vaccinated/day (7-day average)	% of Total population with one dose	Completion date (moderate case scenario)	Daily cases/100,000	Test positivity last 14 days	Containment and health index score -Oxford COVID-19 Government Response Tracker (OxCGRT)	Change over the past 30 days
Brunei	84.2	0.95%/day	77.3	0.95%/day	15.76	Unknown	82.1/100	0.0
Cambodia	>90.0	0.05%/day	84.2	0.05%/day	0.21	Unknown	60.4/100	-4.8
Indonesia	>90.0	0%/day	35.7	0.42%/day	0.14	0.2%	56.6/100	0.0
Lao PDR	>90.0	0%/day	45.9	unknown	15.13	28.2	71.2/100	0.0
Malaysia	>90.0	0%/day	76.8	0.02%/day	14.64	4.5	62.5/100	0.0
Myanmar	56.4	unknown-	19.8	Unknown	1.01	Unknown	81.9/100	+8.9
Philippines	>90.0	1.03%/day	42.5	2.63%/day	0.88	4.9	81.3/100	0.0
Singapore	>90.0	0%/day	88.9	unknown	28.27	16.7	64.3/100	-4.2
Thailand	>90.0	0%/day	58.4	0.33%/day	8.90	15.7	64.9/100	-3.6
Vietnam	52.8	1.43%/day	48.7	1.43%/day	10.32	5.7	73.5/100	+5.4

Travel Data to ASEAN Countries: December 2021

International Travel from countries with reported SARS-CoV-2 variant B.1.1.52 or "Omicron"

Destination Country	Origin Country	Booked Seats for December 2021
Brunei	Australia	2,540
	Hong Kong (SAR)	1,016
Cambodia	Hong Kong (SAR)	544
Indonesia	Australia	10,966
	Hong Kong (SAR)	9,948
	Netherlands	6,770
Malaysia	Australia	14,566
	Hong Kong (SAR)	7,200
	Netherlands	5,480
Philippines	Australia	4,995
	Canada	11,875
	Hong Kong (SAR)	56,644
	Netherlands	8,656
Singapore	Australia	124,288
	Canada	4,403
	Germany	38,934
	Denmark	4,662
	France	13,292
	Hong Kong (SAR)	31,842
	Italy	11,914
	Netherlands	18,775
	South Africa	9,324
	Thailand	Australia
Belgium		2,889
Germany		20,250
Denmark		7,899
France		13,309
Hong Kong (SAR)		70,329
Israel		6,222
Netherlands		12,758
Vietnam		Australia
	Germany	1,216
	France	367
	Hong Kong (SAR)	32,749

