

COVID-19 and Monkeypox
**Situational Report in the
ASEAN Region**

— ASEAN BioDiaspora Virtual Center (ABVC)



Table of Contents

COVID-19	1
Highlights and Situation Overview	1
Global Update	1
Regional Update	1
Vaccine Update	2
Research Update	2
COVID-19 Cases and Deaths Table	3
COVID-19 Cases in ASEAN Region Table	3
COVID-19 Cases in Asia-Pacific Region Table	3
Epi curve Among ASEAN Countries	5
Vaccination Status in ASEAN	6
ASEAN Outlook Assessment	7
Monkeypox	8
Map of Monkeypox Cases Globally	8
Highlights and Situation Overview	9
Monkeypox Cases in ASEAN Region Table	9
Monkeypox Cases in Asia-Pacific Region Table	9
Top 5 Countries with Most Cases Globally	9
Monkeypox Cases per Region	10
Global Update	10
Vaccine Update	10
References	11



COVID-19: Highlights and Situation Overview

Global Update

- **Worldwide**, there have been over 638 million cases and over 6 million deaths attributed to COVID-19.
- The **Center for Disease Control and Prevention (CDC)** said on November 25 that the agency is now tracking a new COVID-19 variant of concern (VOC) around the U.S. known as XBB, which has grown to make up about 3 percent of all infections. Based on preliminary estimates on November 12, the CDC suggested that XBB is potentially doubling in proportion about every 12 days which is faster than the current pace of the BQ.1 and BQ.1.1 variants now dominant across the country. Chief White House medical advisor Dr. Anthony Fauci said that XBB is more immune evasive than the BQ subvariants, adding that the new boosters, which were designed against omicron BA.5, probably aren't as effective against infection and mild illness from XBB. However, he emphasized that COVID-19 vaccine shots could protect against severe disease.
- **Japan** reported 97,679 new COVID-19 cases on Nov. 27, up from about 20,700 from the previous week. Tokyo, Japan's capital, confirmed 10,346 new cases of COVID-19 on Sunday, up from about 2,600 the previous week. The seven-day average of new cases in the capital was 10,388 compared with 8,659 from the previous week.
- **South Korea's** reported 47,028 new COVID-19 infections, the first time in six days that the daily cases have fallen below 50,000. According to data from the Korea Disease Control and Prevention Agency (KDCA), the total number of COVID-19 cases in the country is 26,937,516 and COVID-19-related deaths are 30,369. Health authorities are worrying that transmissions could be spiking during winter, adding that the possibility of daily infections could increase to as many as 200,000.
- **Spain** has entered the seventh wave of the COVID pandemic, fueled by the highly contagious and immune-evading Omicron BA.2 and XE, XT, and BA.2.12.1 subvariants, and has also become the epicenter of the monkeypox outbreak.² Since April 20, COVID-19 has killed 2,000 people.² The ICU census on May 28th was 6,980, which was 1,300 greater than on April 20th.² Within 14 days, 663 COVID-19 instances per 100,000 people are documented.² Only cases involving people above the age of 60 are counted.² The risk level is reached when there are 500 cases per 100,000 people.² On November 25, 45,919 new coronavirus infections were detected, with 22,120 of them occurring in those over the age of 60. COVID-19 was found in more than a quarter of the population (12,360,256).² [\[Full Article\]](#)
- **People's Republic of China:** China reported 39,791 COVID-19 cases on November 27 (Sunday), the fourth consecutive day that the country is reporting a record-high number of cases. In the past few weeks, China's COVID-19 restrictions have been eased, including limiting its contact tracing and shortening the quarantine period among travelers. The city government reported 16 new domestically transmitted symptomatic coronavirus cases for Nov. 27, up from 11 the day before, and 128 local asymptomatic cases, up from 119 the day before, on Nov. 28.⁴ Outside of quarantined zones, four cases were reported, up from four the day before.⁴ Shanghai had no COVID-19-related deaths on November 27, the same as the day before.⁴

Regional Update

- **Philippines:** According to the Department of Health, the state of disaster for COVID-19 must be extended in order to continue the country's pandemic response (DOH).⁵ If the



Centers for Disease Control (CDC) bill is not passed by the end of the year, DOH Officer-in-Charge Maria Rosario Vergeire stated they will request an extension of the state of disaster for at least one or two months.⁵ However, if the CDC law is passed, the state of calamity will not need to be extended.⁵ The Private Hospital Association of the Philippines Inc. was the first to make the announcement.⁵ (PHAPI), with the necessity to keep the state of emergency in place until the first quarter of 2023.⁵ The COVID-19 pandemic's state of emergency will only last until December 31, 2022, when President Ferdinand Marcos Jr. extended it.⁵ [\[Full Text\]](#)

Vaccine Update

- **Thailand:** On December 17th, the Institute of Dermatology will resume providing free COVID-19 vaccinations to the general public, as many people have expressed interest in getting booster shots during the current "new wave" of infections.⁶ The institute's free immunizations began earlier this month and finished yesterday, during which many people obtained booster injections.⁶ The current surge in new COVID-19 infections has been described as a "new wave," with the majority of cases being minor, and the infection rate will gradually decline after the New Year.⁶ [\[Full Article\]](#)

Research Update (Published and peer-reviewed studies)

- The study, **Cognitive Deficits in Long COVID-19**, implicates CCL11 as a candidate biomarker for brain fog in post COVID19. Some patients who have recovered from an infection have reported transient or even lasting cognitive dysfunction.⁷ This includes patients who have been infected with SARS-CoV-2, many of whom, including those with mild disease, have symptoms collectively referred to as "brain fog."⁷ Using a mouse model, the investigators explored how mild respiratory infections of SARSCoV-2 could lead to neuroinflammation and subsequent brain damage through multilineage neural cell dysregulation.⁷ They detected no SARSCoV-2 in the brain but found signs of neuroinflammation in elevated levels of chemokines in cerebrospinal fluid and serum.⁷ These changes led to activation of microglia in subcortical and hippocampal white-matter regions with distinct effects on specific neural cell populations.⁷ The activation of microglia appeared to be mediated by persistently elevated levels of a molecule called C-C motif chemokine 11 (CCL11).⁷ CCL11 has been associated with aging and with inhibition of neurogenesis.⁷ Systemic intraperitoneal injection of CCL11 into mice resulted in the activation of hippocampal microglia but not microglia in the subcortical white matter.⁷ Consistent with these findings, persons with long COVID and cognitive deficits had higher levels of serum CCL11 than those with long COVID who lacked cognitive symptoms.⁷ [\[Full Text\]](#)
- A cohort study on **Monoclonal Antibodies for Treatment of SARS-CoV-2 Infection During Pregnancy** found that monoclonal antibody treatment was safe to use during pregnancy but was only marginally effective.⁸ Adverse events after monoclonal antibody treatment were mild and rare in pregnant individuals with mild to moderate COVID-19.⁸ However, the study found no difference in obstetric-associated safety outcomes between monoclonal antibody treatment and no treatment among persons who delivered.⁸ [\[Full Text\]](#)



COVID-19 Cases and Deaths as of 28 November 2022

- As of 21 November 2022 (2PM, GMT+8), worldwide, there were **638,200,572** confirmed cases, including **6,631,577** deaths. Globally, Case Fatality Rate (CFR) was **1.2%**.
- 35,284,681 confirmed cases** of COVID-19 have been reported in the **ASEAN Region**.
- The Case Fatality Rate in the **ASEAN Region** is range between **0.1 to 3.1%**.

COVID-19 cases in ASEAN region

REGION	COUNTRY	FIRST CONFIRMED CASE(S)	LATEST REPORT ON CONFIRMED CASE(S)	TOTAL CONFIRMED CASES	NEW CASES	TOTAL DEATHS	NEW DEATHS	CUMULATIVE CASES/ 100,000	CUMULATIVE VACCINATED	CUMULATIVE FULLY VACCINATED	CUMULATIVE BOOSTERED	FULLY VACCINATED/ 100
ASEAN REGION	Brunei Darussalam	10 Mar 20	27-Nov-22	241,044	-	225	-	55,632	450,287	445,786	338,532	99.3
	Cambodia	27 Jan 20	27-Nov-22	138,073	10	3,056	-	837	15,220,136	14,582,552	10,322,948	87.0
	Indonesia	02 Mar 20	27-Nov-22	6,650,244	4,151	159,676	35	2,449	205,272,373	172,133,110	65,807,127	62.5
	Lao PDR	24 Mar 20	27-Nov-22	216,529	37	758	-	3,020	5,888,649	5,222,417		69.4
	Malaysia	25 Jan 20	27-Nov-22	4,986,294	2,022	36,652	4	15,573	28,113,595	27,524,105	16,831,870	81.1
	Myanmar	23 Mar 20	27-Nov-22	633,167	10	19,488	-	1,171	34,777,314	27,545,329	2,227,351	50.8
	Philippines	30 Jan 20	27-Nov-22	4,033,682	1,326	64,595	24	3,726	78,102,787	73,615,441	20,724,926	63.7
	Singapore	23 Jan 20	27-Nov-22	2,163,872	909	1,702	1	37,759	5,168,670	5,127,291	4,440,289	91.0
	Thailand	13 Jan 20	27-Nov-22	4,707,244	4,914	33,180	74	6,754	57,005,497	53,486,086	32,143,431	74.6
	Vietnam	23 Jan 20	27-Nov-22	11,514,532	358	43,170	-	11,935	90,067,653	84,467,885	56,731,860	86.0
ASEAN COUNTRIES				35,284,681	13,737	362,502	138	138,856	520,066,961	464,150,002	209,568,334	

*There have been no tests reported in the last 14 days in the ASEAN Region.

COVID-19 cases in Asia-Pacific region

REGION	COUNTRY/ TERRITORY	FIRST CONFIRMED CASE(S)	LATEST REPORT ON CONFIRMED CASE(S)	TOTAL CONFIRMED CASES	NEW CASES	TOTAL DEATHS	NEW DEATHS	CUMULATIVE CASES/ 100,000	CUMULATIVE VACCINATED	CUMULATIVE FULLY VACCINATED	CUMULATIVE BOOSTERED	FULLY VACCINATED/ 100
ASIA-PACIFIC REGION	Afghanistan	24-Feb-20	24-Nov-22	205,391	67	7,833	-	540	11,223,064	10,517,707		25.6
	Australia	25-Jan-20	24-Nov-22	10,550,316	70,185	15,953	90	41,132	22,443,557	21,784,904	14,268,128	83.2
	Bangladesh	08-Mar-20	24-Nov-22	2,036,449	33	29,431	-	1,249	146,831,906	124,751,844	58,669,048	72.8
	Bhutan	05-Mar-20	22-Nov-22	62,488	-	21	-	8,189	699,116	677,669	634,641	86.6
	People's Republic of China*		24-Nov-22	10,564,350	28,587	29,931	0	62,585	1,333,151,918	1,300,120,077	209,307,553	87.9
	Cook Islands	17-Feb-22	14-Sep-22	6,389	-	1	-	29,872	15,084	14,708	10,206	86.4
	Fiji	18-Mar-20	18-Nov-22	68,307	-	878	-	7,675	710,906	639,535	168,965	68.8
	French Polynesia	12-Mar-20	16-Nov-22	76,827	-	649	-	27,508	190,765	186,059	112,237	60.6
	Guam	15-Mar-20	18-Nov-22	59,148	-	407	-	35,356	157,742	143,211		85.0



India	30-Jan-20	24-Nov-22	44,670,075	360	530,596	5	3,269	1,027,007,584	950,630,587	221,058,758	67.1
Japan	16-Jan-20	19-Oct-22	21,858,528	-	46,014	-	17,312	104,354,825	102,976,416	136,051,506	83.1
Kiribati	25-Jan-22	25-Jul-22	3,430	-	13	-	2,917	96,184	73,888	18,774	53.7
Maldives	07-Mar-20	22-Nov-22	185,584	-	311	-	34,953	399,143	385,060	167,145	73.5
Marshall Islands	26-Oct-20	20-Nov-22	15,501	-	17	-	26,366	42,919	34,305		44.1
Micronesia	11-Jan-21	31-Oct-22	22,203	-	55	-	19,508	82,154	69,110		67.5
Mongolia	10-Mar-20	24-Nov-22	990,731	1,018	2,179	-	30,719	2,272,965	2,175,617	1,044,337	64.0
Nepal	24-Jan-20	24-Nov-22	1,000,863	4	12,019	-	3,498	27,356,497	23,737,019	8,579,192	77.7
New Caledonia	17-Mar-20	22-Nov-22	75,122	-	314	-	26,102	191,651	184,113	93,941	63.5
New Zealand	28-Feb-20	21-Nov-22	1,918,070	-	3,239	-	39,009	4,298,557	4,135,113	3,409,421	79.8
Niue	03-Sep-21	22-Nov-22	104	-	-	-	4,801	1,650	1,436	1,094	73.6
Northern Mariana Islands	28-Mar-20	1-Nov-22	13,212	-	41	-	23,091	46,279	43,743		84.4
Pakistan	26-Feb-20	24-Nov-22	1,574,966	27	30,630	-	727	139,599,826	132,208,520	47,898,137	56.1
Palau	31-May-21	19-Nov-22	5,684	-	7	-	31,564	20,682	18,435		85.6
Papua New Guinea	21-Mar-20	24-Nov-22	45,819	46	668	-	522	361,900	301,769	29,855	3.0
Samoa	18-Nov-20	19-Oct-22	15,946	-	29	-	8,090	191,130	177,651	78,912	79.9
Solomon Islands	03-Oct-20	11-Jun-22	21,544	-	153	-	3,216	343,821	254,352	27,783	35.1
Republic of Korea**	20-Jan-20	24-Nov-22	26,768,756	59,059	30,207	59	51,768	45,127,596	44,698,081	41,283,670	86.3
Sri Lanka	27-Jan-20	24-Nov-22	671,586	40	16,796	1	3,080	17,143,761	14,752,827	8,220,002	67.6
Timor Leste	21-Mar-20	22-Nov-22	23,327	-	138	-	1,804	864,858	766,980	258,263	57.2
Tonga	05-Nov-21	6-Sep-22	16,182	-	12	-	15,486	90,837	76,825	38,137	71.9
Türkiye	10-Mar-20	24-Nov-22	17,004,130	28,808	101,395	73	20,381	57,936,783	53,171,790	41,366,484	62.3
Vanuatu	11-Nov-20	2-Nov-22	11,952	-	14	-	3,986	144,824	131,697	16,996	40.3
Wallis et Futuna	17-Oct-20	28-Jul-22	761	-	7	-	4,749	7,136	6,794	3,742	58.6
ASIA PACIFIC***			140,543,741	188,234	859,958	228	591,025	2,943,407,620	2,789,847,842	792,816,927	

*Includes cases from Hong Kong (SAR), Macau (SAR), and Republic of China (Taiwan).

**Republic of Korea – South Korea

Note: Figures will be updated once COVID-19 data are reviewed and published in the Bluedot platform.

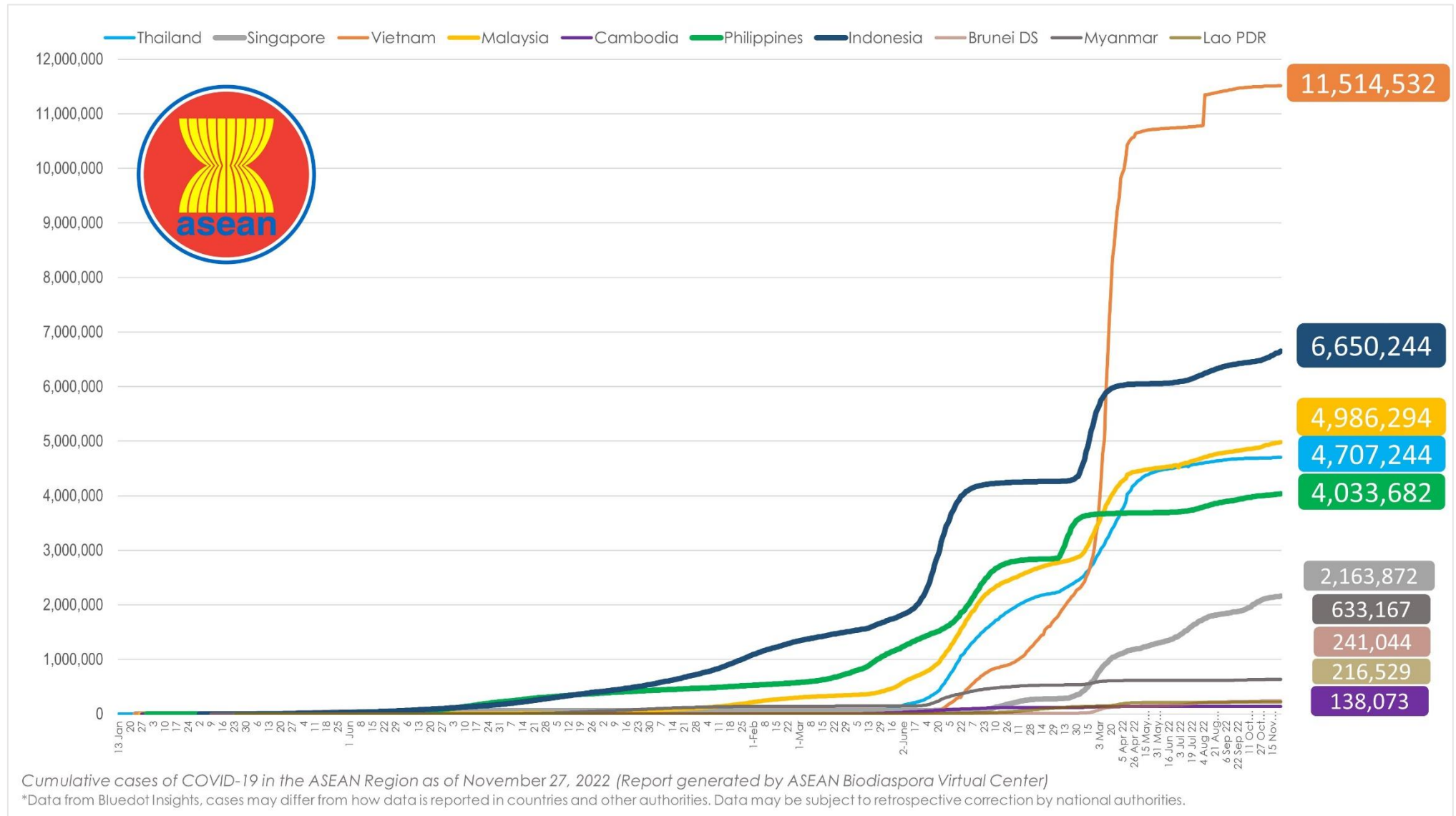
- **462,372,150 confirmed cases** of COVID-19 have been reported in other **4 regions** (other than ASEAN and Asia-Pacific countries):

REGION	TOTAL CONFIRMED CASES	NEW CASES	TOTAL DEATHS	NEW DEATHS	CUMULATIVE CASES/ 100,000	CUMULATIVE VACCINATED	CUMULATIVE FULLY VACCINATED	CUMULATIVE BOOSTERED
AFRICA	12,960,324	133	258,990	-	244,997	450,980,062	360,639,030	57,521,457
AMERICAS	184,586,570	25,347	2,902,322	376	1,190,051	830,184,515	728,999,949	493,080,675
EUROPE	242,253,709	11,256	2,012,496	105	2,049,889	567,338,736	539,222,834	363,046,539
MIDDLE EAST	22,571,547	2,356	238,534	4	213,889	144,339,191	129,679,627	59,647,313
TOTAL	462,372,150	39,092	5,412,342	485	3,698,827	1,992,842,504	1,758,541,440	973,295,984



COVID-19 Epi curve among ASEAN Countries:

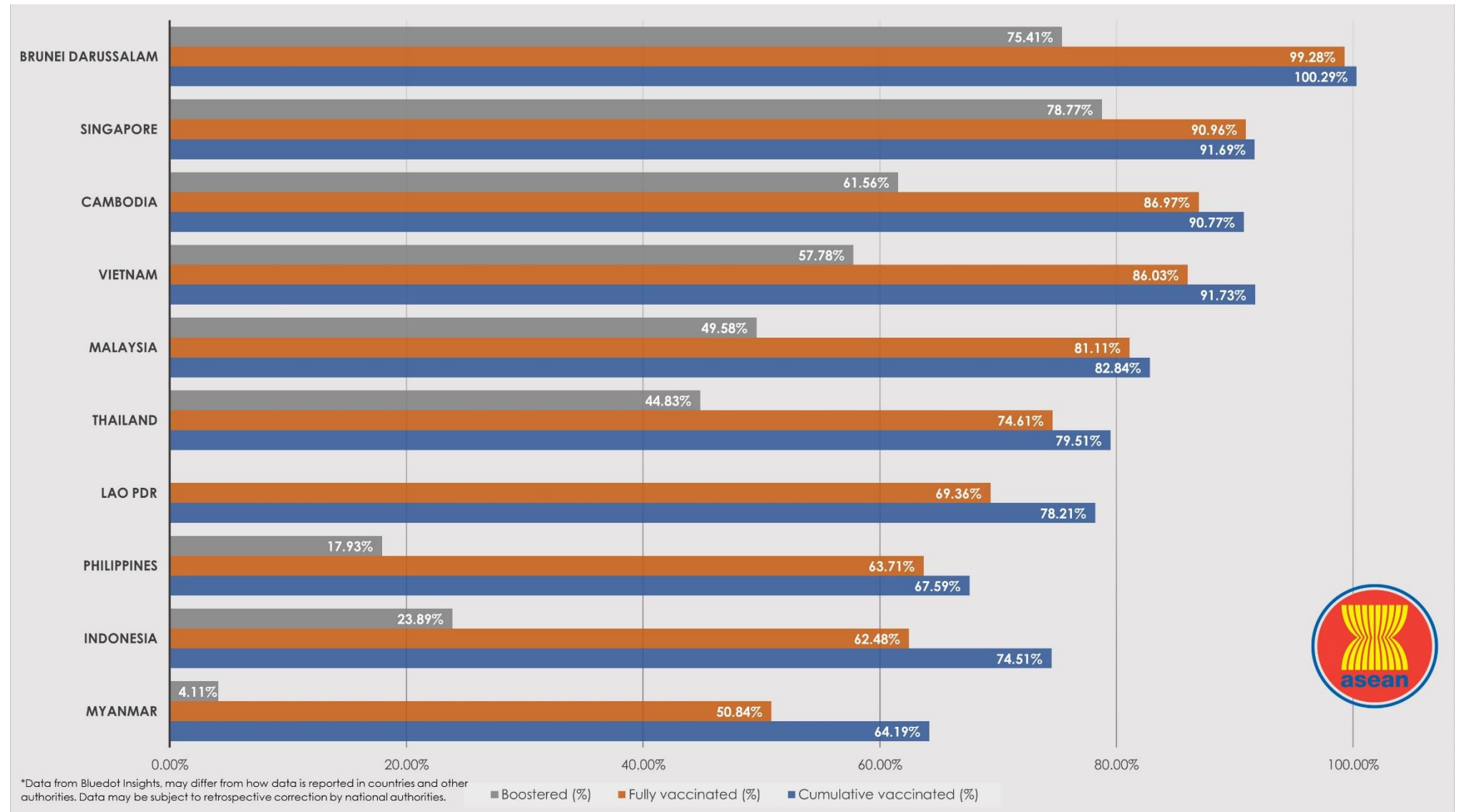
From January 1, 2021 to November 27, 2022





ASEAN COVID-19 Vaccination Status


as of 27 November 2022





ASEAN COVID-19 Outlook Assessment

as of 27 November 2022

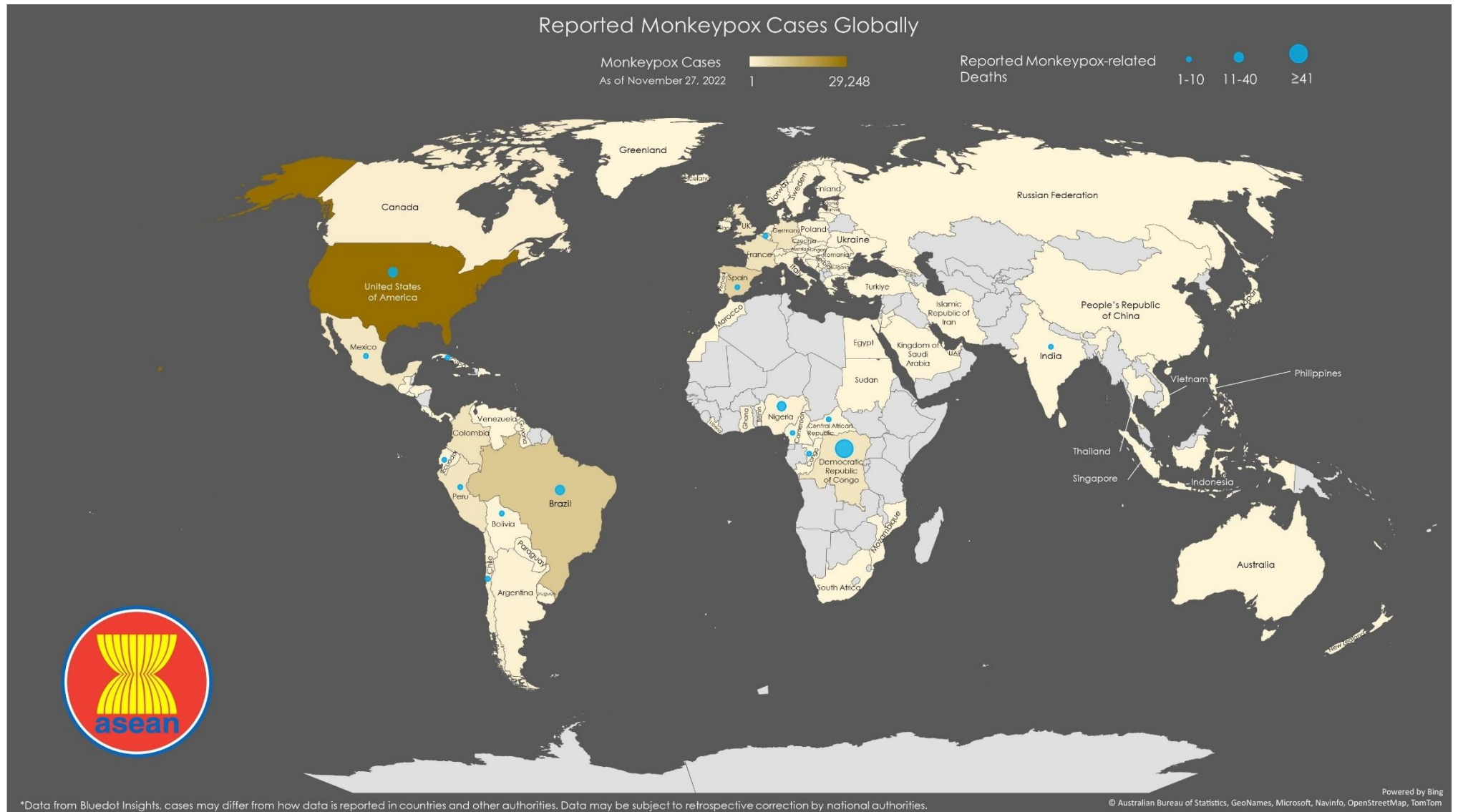
 ASEAN MEMBER STATE	At least 65% of the total population has a level of immunity to COVID-19; either recovered from COVID-19 or have been vaccinated with at least one dose of a COVID-19 vaccine.		Case levels are generally low (a 7-day rolling average number of daily new cases that is <10 cases per 100,000, with each day's past-14-day test positivity is consistently <5%).	Government Policy on containment and health (strictness and comprehensiveness in COVID-19 related government policies)
	% of Total population fully vaccinated / boosted	Population vaccinated/ day (7-day average)	Daily cases/ 100,000	Containment and health index score - Oxford COVID-19 Government Response Tracker (OxCGRT)
Brunei Darussalam	≥90.0/75.4	Unknown	0.00	31.0/100
Cambodia	≥90.0/61.7	Unknown	0.035	31.5/100
Indonesia	65.9/23.9	Unknown	2.26	54.2/100
Lao PDR	77.3/ND	Unknown	0.26	61.6/100
Malaysia	84.5/49.6	0%/day	8.31	51.8/100
Myanmar	52.1/4.1	Unknown	0.048	69.1/100
Philippines	71.3/18.0	Unknown	0.97	55.4/100
Singapore	≥90.0/78.8	Unknown	27.47	58.9/100
Thailand	77.7/44.8	Unknown	0.81	31.5/100
Vietnam	≥90.0/58.0	Unknown	0.44	43.5/100

All of the countries have achieved the Population vaccinated/ day (7-day average) except Vietnam.



Monkeypox Cases Reported Globally

as of November 27, 2022



*Monkeypox data is now automatically collected by Bluedot from Our World in Data. Adjustments were made to correct the data.



Monkeypox: Highlights and Situation Overview

- As of 28 November 2022 (2PM, GMT+8), worldwide, there were **85,349** confirmed cases, including **202** deaths. Globally, Case Fatality Rate (CFR) was **0.24%**.
- **40 confirmed cases** in the ASEAN region, with CFR of **0%**.
- **85,309 confirmed cases** of Monkeypox have been reported in other **5 regions** (other than ASEAN region):

Monkeypox cases in ASEAN region

Country	Total Cases	New Cases	Deaths	Case Fatality Rate (CFR)
Indonesia	1	-	-	0.00%
Philippines	4	-	-	0.00%
Singapore	19	-	-	0.00%
Thailand	12	-	-	0.00%
Vietnam	4	-	-	0.00%
ASEAN Total	40	-	-	0.00%

Monkeypox cases in Asia-Pacific region

Country/Territory	Total Cases	New Cases	Deaths	Case Fatality Rate (CFR)
Australia	141	-	-	0.00%
Hong Kong (SAR)	1	-	-	0.00%
India	20	-	1	5.00%
Japan	7	-	-	0.00%
New Caledonia	1	-	-	0.00%
New Zealand	33	-	-	0.00%
People's Republic of China*	5	-	-	0.00%
Republic of China*	4	-	-	0.00%
Republic of Korea*	4	-	-	0.00%
Sri Lanka	2	-	-	0.00%
Asia-Pacific Total	218	-	1	0.46%

*People's Republic of China – China, Republic of China – Taiwan, Republic of Korea – South Korea

Top 5 countries with most monkeypox cases globally

Country	Total Cases	New Cases	Deaths	Case Fatality Rate (CFR)
United States of America	29,248	-	14	0.05%
Brazil	9,675	-	12	0.12%
Spain	7,336	-	2	0.03%
France	4,097	-	-	0.00%
Colombia*	3,803	-	-	0.00%



Monkeypox cases per region

REGION	TOTAL CONFIRMED CASES SINCE JANUARY 1, 2022	NEW CASES SINCE THE PREVIOUS REPORT	TOTAL DEATHS	CASE FATALITY RATE
AFRICA	4,796	-	160	3.34%
AMERICAS	54,198	5	36	0.07%
ASEAN	40	-	-	0.00%
ASIA PACIFIC	218	-	1	0.46%
EUROPE	25,784	1	4	0.02%
MIDDLE EAST	313	-	-	0.00%
TOTAL	85,349	6	202	0.24%

Global Update

- Belgium:** On November 22, the Belgian public health authority Sciensano verified a tenth case of monkeypox, along with two more potential illnesses.³ The most recent Sciensano records show that the last case of monkeypox was found on November 26. Since then, there has been one more infection.³ So far, all infections in Belgium have occurred in men aged 28 to 43.³

Vaccine Update

- UK:** The NHS is now providing the second monkeypox vaccine shot to all eligible individuals, providing long-term protection against the virus.¹ Since the first cases of monkeypox were discovered in England in May of this year, about 68,000 people have been immunized.¹ The second monkeypox immunization provides long-term protection and can be administered two to three months following the first dose.¹ When it is time for their second jab, eligible people will be invited by their sexual health clinic.¹ According to UKHSA study, the vaccination provides 78% protection against the virus with just one shot, 14 days after getting it.¹ [\[Full Article\]](#)



References

1. Lawrence, Tom. "NHS Offers Second Monkeypox Jab in Dorset." *Dorset Echo*, Dorset Echo, 27 Nov. 2022, <https://www.dorsetecho.co.uk/news/23149692.nhs-offers-second-monkeypox-jab-long-lasting-protection/>.
2. "The Seventh Covid-19 Wave in Spain and Its Monkeypox Cases Are on the Rise." *The Paradise News*, 26 Nov. 2022, <https://theparadise.ng/the-seventh-covid-19-wave-in-spain-and-its-monkeypox-cases-are-on-the-rise/>.
3. "In Belgium, a Tenth Case of the Monkeypox Virus Has Been Confirmed, with Two More Likely Cases." *The Paradise News*, 27 Nov. 2022, <https://theparadise.ng/in-belgium-a-tenth-case-of-the-monkeypox-virus-has-been-confirmed-with-two-more-likely-cases/>.
4. Orr, Bernard. "Shanghai Reports 16 Symptomatic, 128 Asymptomatic COVID Cases for Nov 27." Edited by Himani Sarkar, *Reuters*, Thomson Reuters, 28 Nov. 2022, <https://www.reuters.com/world/china/shanghai-reports-16-symptomatic-128-asymptomatic-covid-cases-nov-27-2022-11-28/>.
5. Bermudo, Ludy. "State of Calamity SA Covid-19, Palawigin – Doh." *Philstar.com*, Pilipino Star Ngayon, 26 Nov. 2022, <https://www.philstar.com/pilipino-star-ngayon/bansa/2022/11/27/2226681/state-calamity-sa-covid-19-palawigin-doh>.
6. "Free Covid Vaccination Resumes Dec 17th at the Institute of Dermatology, Bangkok." *Thai PBS World*, 27 Nov. 2022, <https://www.thaipbsworld.com/free-covid-vaccination-resumes-dec-17th-at-the-institute-of-dermatology-bangkok/>.
7. Venkataramani, Varun, and Frank Winkler. "Cognitive Deficits in Long Covid-19." *New England Journal of Medicine*, vol. 387, no. 19, 10 Nov. 2022, pp. 1813–1815., <https://doi.org/10.1056/nejmcibr2210069>.
8. McCreary, Erin K., et al. "Monoclonal Antibodies for Treatment of SARS-COV-2 Infection during Pregnancy." *Annals of Internal Medicine*, 15 Nov. 2022, <https://doi.org/10.7326/m22-1329>.



Report generated by

ASEAN Biodiaspora Virtual Center (ABVC)

in collaboration with **Bluedot Inc.**

Email: support@biodiaspora.org

Facebook: <https://facebook.com/ASEANBiodiaspora>



In partnership with

Canada