

# COVID-19 Situational Report in the ASEAN Region

ASEAN Biodiaspora Virtual Center (ABVC)

as of June 28, 2021



Canada



# COVID-19: Highlights and Situation Overview

## Global Update

- Worldwide, there have been over 182 million cases and more than 3 million deaths attributed to COVID-19.
- According to the World Health Organization (WHO), as of June 22, the global weekly incidence of reported COVID-19 cases was the lowest for the second consecutive week since February 2021. However, mortality remains high with more than 9,000 deaths reported daily. All regions experienced decreases in the daily number of deaths except for the Eastern Mediterranean and the African Regions. Based on the BlueDot COVID-19 Data Suite as of June 24, the top five countries with the highest seven-day rolling average number of daily new cases are Brazil, India, Colombia, Argentina, and Russia. The top five countries with the highest seven-day rolling average number of daily new cases per million population are Mongolia, Seychelles, Namibia, French Guiana, and Uruguay. Currently, South America has the largest proportion of countries reporting a high incidence rate over the past 14 days (>350 per 100,000) and stable to significantly increasing daily new cases over the past seven days, at 14% (two out of 14 countries). These countries include Brazil and Colombia which combined account for 61% of the continent over 427 million population. Worldwide, the continents with either a high incidence rate over the past 14 days and stable or significantly increasing daily new cases over the past seven days or a significantly increasing rate of daily new cases irrespective of incidence rate include Asia (38%, 18 out of 48 countries) and Africa (32%, 18 out of 56 countries). Worldwide a majority of countries are currently categorized as having a low incidence rate over the past 14 days (<=140 per 100,000) and a stable to significantly decreasing rate of daily new cases over the past seven days. The continents with the greatest proportion of countries that fall within this category include Europe (75%, 39 out of 51 countries), Africa (63%, 35 out of 56 countries), North America (56%, 23 out of 41 countries), and Asia (46%, 22 out of 48 countries).
- World Health Organization Director-General Tedros Adhanom Ghebreyesus said on June 25 that the delta variant of the COVID-19 virus has been identified in at least 85 countries and “is the most transmissible of the variants identified so far . . . and is spreading rapidly among unvaccinated populations.” He also said, “As some countries ease public health and social measures, we are starting to see increases in transmission around the world.” It is named *Delta plus* as it is derived from the Delta variant (B.1.617.2) first identified in India last year and which is believed to have driven the unprecedented second wave of infections in India. Delta plus variant (B.1.617.2.1)-scientifically AY.1- first identified in Europe has been upgraded by Indian health authorities as a Variant of Concern (VOC). It was first reported by Public Health England, on June 11. However, the first Delta plus case in the U.K. was sequenced on April 26, suggesting that the variant may have been present and spreading in early spring. The Delta plus variant contains an additional mutation as compared to Delta. This mutation -K417N- is present on the coronavirus spike, and has also been found in the Beta and Gamma variants, first found in South Africa and Brazil, respectively. Beta has been linked to increased hospitalization and deaths, while Gamma is believed to be highly transmissible. Since April, the Delta plus variant has been detected in India across 40 samples sequenced from six districts in three states (i.e. Maharashtra, Kerala, and Madhya Pradesh). At least 16 of these samples are from Maharashtra, one of the hardest-hit states by the pandemic. Globally there have been 200 confirmed Delta plus sequences reported. Outside of India, Delta plus has been found across eleven countries including the USA, U.K., Portugal, Switzerland, Japan, Poland, Nepal, Russia, China, Turkey, and Canada. There are concerns that Delta plus could spread more easily, bind more easily to lung cells, and could potentially evade monoclonal antibody therapy, a potent intravenous infusion of antibodies to neutralize the virus. However, there is limited information to ascertain while

investigations are underway. As of June 24, 77 countries have reported the Delta (B.1.617.2) variant. Of those countries, 33% (n=25) are within Europe, 33% (n=25) within Asia, 16% (n=12) within Africa, 12% (n=9) within North and Central America, 4% (n=3) within Oceania, and 4% (n=3) within South America. Globally, of the 12,455 B.1.617.2 cases reported over the past seven days, 87% were reported in Europe, 7% in North and Central America, and 5% in Asia. The WHO urged fully vaccinated people to continue to wear masks and practice other COVID-19 pandemic safety measures as the highly contagious delta variant spreads rapidly across the globe.

### **Regional Update**

- Thailand will reimpose COVID-19 restrictions on restaurants, construction sites and gatherings in the capital Bangkok and its suburbs starting today (June 28). The new restrictions come ahead of the July 1 launch of a quarantine-free model for vaccinated tourists in the popular destination, Phuket. The government said in an order published on Saturday (June 26) that new restrictions will begin on June 28 and might last for a month. The restrictions include closing construction sites in Bangkok and surrounding areas, banning workers from leaving, prohibiting eat-in customers at restaurants, and restricting gatherings to a maximum of 20 people.
- Malaysia will extend its national lockdown measures that were set to end today (June 28). The authorities said that these measures will not be eased until COVID-19 daily cases fell below 4,000. According to an authority, Phase 1 of the movement control order will be maintained until the three key threshold value indicators are achieved. The indicators are that the number of daily COVID-19 cases drop to below 4,000, the rate of bed usage in intensive care units is at a moderate level and that 10% of the population has received two doses of the COVID-19 vaccine. He added that based on the risk evaluation carried out by the Ministry of Health, the government will maintain the Phase 1 period nationwide. The minister also said that restaurants could operate from 6AM to 10PM starting Monday (June 28) wherein previously were only allowed to operate from 8AM to 8PM.
- Indonesia set a new record for daily COVID-19 cases on Sunday (June 27) with 21,342 new cases bringing the total number of cases to 2,115,304, as hospitals are flooded with patients in Jakarta and other COVID-19 hotspots across the country. Indonesia's Covid-19 case rates have soared in recent weeks after millions travelled at the end of the Muslim fasting month of Ramadan in May, and as authorities identified the presence of highly infectious COVID virus strains. The COVID-19 taskforce spokesperson said that they predicted there would be a surge in the number of cases and that the peak is expected in the next two to three weeks. Hospitals in the hard-hit capital Jakarta as well as West and Central Java have been flooded with patients, including those infected with the highly transmissible Delta variant.

### **Vaccine Update**

- As of June 24, a total of 10 countries accounted for 79% of all vaccinations administered globally. The top five countries/territories with the highest number of cumulative people vaccinated with at least one dose per 100,000 population are Gibraltar (116,270), Malta (80,080), Isle of Man (73,410), Iceland (73,400), and Jersey (65,900).
- 1 million more doses of Sinovac's CoronaVac COVID-19 vaccine were delivered today (June 28) in the Philippines. The sixth Sinovac shipment brings the total doses of CoronaVac vaccine that were delivered this month to 6.5 million. Last Friday, June 24, two million doses were delivered to the country. Some 1.5 million doses arrived on June 17 while one million doses were also delivered each on June 8 and June 10. The Philippines has so far received 12 million doses of Sinovac's COVID-19 vaccine, including one million doses donated by the Chinese government. Meanwhile, the first batch of Moderna COVID-19 vaccines (249,600) doses arrived Sunday (June 27) night. According to the National Task Force Against COVID-19, 150,000 doses will be given to the Philippine government, while the remaining

99,600 doses will be given to International Container Terminal Services Incorporated (ICTSI). A total of 20 million Moderna doses are expected for the Philippines in 2021 – 7 million of which were purchased by the private sector, and 13 million for the government, paid for through multilateral loans from the World Bank. Based on data from the Department of Health, 10,065,414 doses were administered as of June 27, with over 2.5 million individuals already fully vaccinated or received two doses of the vaccine.

### Travel Advisories (new update/s)

- Thailand: Checkpoints will be set up in Thailand's southernmost provinces of Narathiwat, Pattani, Yala and Songkhla. Travellers must carry a "letter of intent" to leave or enter the area.

### Cases and Deaths as of 28 June 2021

- As of 28 June 2021 (2PM, GMT+8), worldwide, there were **182,213,877** confirmed cases, including **3,942,419** deaths. Globally, Case Fatality Rate (CFR) is **2.2**.
- In **China**, there were **118,337** confirmed cases with **5,479** deaths, including deaths in Hong Kong (211) and Taiwan (632). Confirmed cases in China include confirmed cases in Hong Kong (11,918), Macau (53), and Taiwan (14,634).
- 4,772,904 confirmed cases** of COVID-19 have been reported in the ASEAN region with a total of **92,320 deaths**, with a CFR of **1.9**.

REGION	COUNTRY	FIRST CONFIRMED CASE(S)	LATEST REPORT ON CONFIRMED CASE(S)	TOTAL CONFIRMED CASES	NEW CASES (7-DAY ROLLING AVERAGE)	TOTAL DEATHS	NEW DEATHS (7-DAY ROLLING AVERAGE)	CASE FATALITY RATE	CUMULATIVE CASES/ 100,000	NUMBER OF TESTS LAST 14 DAYS/ 100,000	CUMULATIVE VACCINATED	CUMULATIVE FULLY VACCINATED	FULLY VACCINATED/ 100,000
ASEAN REGION	Brunei	10 Mar 20	26-Jun-21	259	(1)	3	-	1.2%	60		63,432	13,039	2,980
	Cambodia	27 Jan 20	27-Jun-21	47,649	839 (705)	540	17 (16)	1.1%	289	546	3,803,169	2,813,108	16,830
	Indonesia	02 Mar 20	27-Jun-21	2,115,304	21,342 (17,914)	57,138	409 (354)	2.7%	782	240	26,032,131	13,018,524	4,760
	Lao PDR	24 Mar 20	26-Jun-21	2,100	(7)	3	-	0.1%	29	250	884,428	524,103	7,200
	Malaysia	25 Jan 20	27-Jun-21	734,048	5,586 (5,377)	4,944	60 (77)	0.7%	2,298	2,621	5,072,714	1,966,358	6,080
	Myanmar	23 Mar 20	27-Jun-21	153,160	804 (734)	3,297	7 (5)	2.2%	283	88	1,772,177	1,222,723	2,250
	Philippines	30 Jan 20	27-Jun-21	1,397,992	6,081 (5,568)	24,372	128 (107)	1.7%	1,293	416	6,681,352	2,246,897	2,050
	Singapore	23 Jan 20	27-Jun-21	62,544	14 (19)	36	-	0.1%	1,097	16,147	2,971,570	2,057,436	35,170
	Thailand	13 Jan 20	27-Jun-21	244,447	3,995 (3,759)	1,912	42 (40)	0.8%	351	538	6,435,308	2,546,170	3,650
	Vietnam	23 Jan 20	27-Jun-21	15,401	249 (326)	75	1 (2)	0.5%	16	214	3,143,744	155,488	160
				<b>4,772,904</b>	<b>38,910</b>	<b>92,320</b>	<b>664</b>	<b>1.9%</b>					

- 177,322,636 confirmed cases** of COVID-19 have been reported in **222 countries/states** (other than China, Hong Kong, Taiwan, Macau, and ASEAN countries):

REGION	COUNTRY	FIRST CONFIRMED CASE(S)	LATEST REPORT ON CONFIRMED CASE(S)	TOTAL CONFIRMED CASES	NEW CASES	TOTAL DEATHS	NEW DEATHS	CASE FATALITY RATE	CUMULATIVE CASES/ 100,000	NUMBER OF TESTS LAST 14 DAYS/ 100,000	CUMULATIVE IMMUNIZED	CUMULATIVE FULLY VACCINATED	FULLY VACCINATED/ 100,000
ASIA PACIFIC	Japan	16 Jan 2020	27-Jun-21	796,077	1,283	14,621	10	1.8%	630	504	25,556,855	11,657,345	9,220
	South Korea	20 Jan 2020	27-Jun-21	155,071	614	2,013	1	1.3%	300	611	15,290,216	4,643,211	9,060
	Nepal	24 Jan 2020	27-Jun-21	633,679	1,353	9,009	34	1.4%	2,215	308	2,582,375	749,585	2,570
	Australia	25 Jan 2020	27-Jun-21	30,499	42	910	-	3.0%	119	2,992	6,065,452	1,192,153	4,680
	Sri Lanka	27 Jan 2020	27-Jun-21	253,618	1,867	2,944	39	1.2%	1,163	1,016	2,500,428	866,792	4,050
	India	30 Jan 2020	27-Jun-21	30,278,963	46,500	396,761	978	1.3%	2,216	1,569	260,253,182	54,588,202	3,960
	Afghanistan	24 Feb 2020	27-Jun-21	115,751	1,531	4,730	80	4.1%	304		582,128	183,762	470
	Pakistan	26 Feb 2020	27-Jun-21	954,743	901	22,211	23	2.3%	441	234	10,833,547	3,566,547	1,610
	New Zealand	28 Feb 2020	26-Jun-21	2,729	-	26	-	1.0%	56	1,179	637,847	381,517	7,910
	Bhutan	05 Mar 2020	27-Jun-21	2,052	25	1	-	0.0%	269	-	484,751		
	Maldives	07 Mar 2020	27-Jun-21	73,327	383	209	-	0.3%	13,810	9,501	315,975	186,571	34,520
	Bangladesh	08 Mar 2020	27-Jun-21	888,406	5,268	14,172	119	1.6%	545	158	5,823,245	4,272,334	2,590
	Mongolia	10 Mar 2020	27-Jun-21	109,694	2,432	518	13	0.5%	3,401	3,281	1,948,459	1,723,822	52,580
	Turkey	10 Mar 2020	27-Jun-21	5,409,027	4,883	49,576	52	0.9%	6,483	2,925	32,233,753	14,845,875	17,600
	French Polynesia	12 Mar 2020	25-Jun-21	18,994	-	142	-	0.7%	6,801		67,913	57,571	20,490
	Guam	15 Mar 2020	25-Jun-21	8,328	-	139	-	1.7%	4,978		101,251	89,373	53,910
	New Caledonia	17 Mar 2020	20-Jun-21	129	-	-	-	0.0%	45		56,691	47,992	16,810
	Fiji	18 Mar 2020	27-Jun-21	3,591	262	15	-	0.4%	404	-	256,018	17,990	2,010
	Papua New Guinea	21 Mar 2020	22-Jun-21	17,079	-	173	-	1.0%	195	-	38,176		
	Timor Leste	21 Mar 2020	27-Jun-21	9,035	56	21	-	0.2%	699		166,148	23,118	1,750
Northern Mariana Islands	28 Mar 2020	28-May-21	183	-	2	-	1.1%	320		29,135	26,075	45,840	
North Korea	24 Jul 2020	25-Jul-20	1	-	-	-	0.0%	0					
Solomon Islands	03 Oct 2020	16-Apr-21	20	-	-	-	0.0%	3		17,000	3,479	510	
Wallis et Futuna	17 Oct 2020	06-May-21	445	-	7	-	1.6%	2,777		4,532	4,302	38,250	

	<b>Marshall Islands</b>	26 Oct 2020	17-Nov-20	4	-				7		17,790	15,329	26,240
	<b>Vanuatu</b>	11 Nov 2020	21-Apr-21	4	-	1	-	25.0%	1		7,462		
	<b>Samoa</b>	18 Nov 2020	12-Feb-21	3	-	-	-	0.0%	2		43,983	1,195	600
	<b>Micronesia</b>	11 Jan 2021	11-Jan-21	1	-				1		29,734	24,844	23,970
	<b>Palau</b>	31 May 2021	14-Jun-21	2	-	-	-	0.0%	11		14,175	13,097	73,140
<b>AMERICAS</b>	<b>USA</b>	21 Jan 2020	27-Jun-21	34,494,112	3,978	619,434	91	1.8%	10,509	1,422	178,873,816	152,184,243	45,500
	<b>Canada</b>	25 Jan 2020	27-Jun-21	1,413,203	435	26,226	13	1.9%	3,718	2,021	25,483,314	9,652,507	25,570
	<b>Brazil</b>	26 Feb 2020	26-Jun-21	18,390,434	-	512,988	-	2.8%	8,685	-	68,185,022	24,732,252	11,640
	<b>Mexico</b>	28 Feb 2020	26-Jun-21	2,503,408	-	232,521	-	9.3%	1,962	104	29,847,977	18,634,875	14,450
	<b>Saint Martin</b>	01 Mar 2020	24-Jun-21	2,276	-	12	-	0.5%	5,989				
	<b>Ecuador</b>	01 Mar 2020	26-Jun-21	453,365	-	21,485	-	4.7%	2,609	231	2,643,327	1,300,929	7,370
	<b>Dominican Republic</b>	01 Mar 2020	27-Jun-21	322,778	707	3,797	1	1.2%	3,006	106	4,826,862	2,718,646	25,060
	<b>Chile</b>	03 Mar 2020	27-Jun-21	1,547,103	4,461	32,298	135	2.1%	8,163	3,215	12,500,173	10,289,282	53,820
	<b>Argentina</b>	03 Mar 2020	27-Jun-21	4,405,247	12,105	92,568	251	2.1%	9,803	457	15,617,249	3,881,982	8,590
	<b>Peru</b>	05 Mar 2020	26-Jun-21	2,046,057	-	191,584	-	9.4%	6,294	5	4,123,980	2,878,292	8,730
	<b>Costa Rica</b>	06 Mar 2020	25-Jun-21	361,005	-	4,602	-	1.3%	7,152	1,216	1,535,967	795,063	15,610
	<b>Colombia</b>	06 Mar 2020	26-Jun-21	4,126,340	-	104,014	-	2.5%	8,197	2,144	10,936,234	5,757,498	11,320
	<b>French Guiana</b>	06 Mar 2020	26-Jun-21	27,286	-	142	-	0.5%	13,957				
	<b>Martinique</b>	06 Mar 2020	22-Jun-21	12,264	-	98	-	0.8%	2,833				
	<b>Paraguay</b>	07 Mar 2020	26-Jun-21	416,843	-	12,365	-	3.0%	5,917	1,186	485,010	130,592	1,830
	<b>Panama</b>	10 Mar 2020	26-Jun-21	399,877	-	6,514	-	1.6%	9,417	2,680	961,168	507,889	11,770
	<b>Bolivia</b>	10 Mar 2020	26-Jun-21	433,013	-	16,551	-	3.8%	3,761	982	1,645,289	586,552	5,020
	<b>Honduras</b>	11 Mar 2020	26-Jun-21	259,628	-	6,916	-	2.7%	2,664		621,371	58,125	590
	<b>Cuba</b>	11 Mar 2020	27-Jun-21	182,354	2,698	1,241	10	0.7%	1,609	2,454	2,553,263	953,778	8,420
	<b>Guyana</b>	11 Mar 2020	26-Jun-21	19,774	-	462	-	2.3%	2,526		230,486	104,605	13,300
	<b>Jamaica</b>	12 Mar 2020	27-Jun-21	50,005	41	1,061	4	2.1%	1,696	989	172,958	77,025	2,600
	<b>St Vincent and the Grenadines</b>	12 Mar 2020	26-Jun-21	2,218	-	12	-	0.5%	2,006		18,417		
	<b>Saint Lucia</b>	13 Mar 2020	26-Jun-21	5,269	-	84	-	1.6%	2,883		30,462	21,568	11,750
	<b>Trinidad and Tobago</b>	13 Mar 2020	27-Jun-21	32,198	129	817	17	2.5%	2,308	1,052	198,751	69,074	4,940

<b>Venezuela</b>	13 Mar 2020	26-Jun-21	268,349	-	3,055	-	1.1%	941		1,223,130	223,858	790
<b>Guatemala</b>	13 Mar 2020	27-Jun-21	291,595	743	9,050	42	3.1%	1,756	368	760,474	157,573	880
<b>Uruguay</b>	13 Mar 2020	26-Jun-21	364,859	-	5,474	-	1.5%	10,540	4,890	2,198,736	1,523,094	43,850
<b>Curacao</b>	13 Mar 2020	26-Jun-21	12,330	-	126	-	1.0%	7,827		88,486	77,682	47,340
<b>Puerto Rico</b>	13 Mar 2020	27-Jun-21	273,558	261	2,546	-	0.9%	8,566		1,837,817	1,441,310	45,130
<b>Suriname</b>	13 Mar 2020	26-Jun-21	21,060	-	499	-	2.4%	3,622		153,121	34,185	5,830
<b>Antigua and Barbuda</b>	13 Mar 2020	04-Jun-21	1,263	-	42	-	3.3%	1,300		36,011	27,744	28,330
<b>Guadeloupe</b>	13 Mar 2020	23-Jun-21	16,881	-	230	-	1.4%	3,811				
<b>Cayman Islands</b>	13 Mar 2020	21-Jun-21	609	-	2	-	0.3%	938		47,802	43,371	65,990
<b>Aruba</b>	14 Mar 2020	26-Jun-21	11,131	-	107	-	1.0%	10,470		67,278	58,011	54,330
<b>Bahamas</b>	15 Mar 2020	25-Jun-21	12,467	-	245	-	2.0%	3,201		54,199	25,047	6,370
<b>US Virgin Islands</b>	16 Mar 2020	26-Jun-21	3,844	-	30	-	0.8%	3,605		40,830	34,771	33,220
<b>Sint Maarten</b>	17 Mar 2020	25-Jun-21	2,601	-	33	-	1.3%	6,385		20,358	15,851	36,960
<b>Montserrat</b>	17 Mar 2020	14-Feb-21	20	-	1	-	5.0%	214		1,394	1,206	24,120
<b>Barbados</b>	17 Mar 2020	26-Jun-21	4,074	-	47	-	1.2%	1,419		93,940	68,417	23,810
<b>El Salvador</b>	18 Mar 2020	27-Jun-21	77,484	-	2,367	6	3.1%	1,201	-	1,585,582	1,089,023	16,790
<b>Nicaragua</b>	18 Mar 2020	22-Jun-21	7,920	-	189	-	2.4%	121		167,500		
<b>Bermuda</b>	18 Mar 2020	25-Jun-21	2,510	-	33	-	1.3%	3,927		41,662	36,751	59,020
<b>Haiti</b>	19 Mar 2020	26-Jun-21	18,212	-	413	-	2.3%	162				
<b>Dominica</b>	22 Mar 2020	26-Jun-21	193	-	-	-	0.0%	269		20,302	19,007	26,400
<b>Grenada</b>	22 Mar 2020	12-May-21	161	-	1	-	0.6%	144		19,024	10,133	9,010
<b>Belize</b>	23 Mar 2020	25-Jun-21	13,137	-	329	-	2.5%	3,365	2,382	79,993	26,017	6,540
<b>Turks and Caicos Islands</b>	23 Mar 2020	20-Jun-21	2,424	-	18	-	0.7%	6,347		22,700	15,410	39,800
<b>Saint Kitts and Nevis</b>	24 Mar 2020	25-Jun-21	428	-	3	-	0.7%	810		22,656	15,350	28,860
<b>British Virgin Islands</b>	25 Mar 2020	23-Jun-21	298	-	1	-	0.3%	992		12,405	7,873	26,040
<b>Anguilla</b>	26 Mar 2020	11-May-21	109	-	-	-	0.0%	822		9,183	6,015	40,090
<b>Caribbean Netherlands</b>	01 Apr 2020	26-Jun-21	1,639	-	17	-	1.0%	9,099		5,726	1,665	6,350
<b>Falkland Islands</b>	03 Apr 2020	22-Apr-21	63	-	-	-	0.0%	2,388		2,632	1,775	50,960

	<b>Saint Pierre and Miquelon</b>	05 Apr 2020	16-Jun-21	26	-	-	-	0.0%	371				
	<b>Saint Barthelemy</b>	25 Jul 2020	20-May-21	1,005	-	1	-	0.1%	11,893				
<b>EUROPE</b>	<b>France</b>	24 Jan 2020	27-Jun-21	5,770,021	1,578	110,968	17	1.9%	8,604		32,943,580	18,570,466	27,490
	<b>Germany</b>	27 Jan 2020	27-Jun-21	3,746,067	-	91,313	10	2.4%	4,506	852	44,363,821	28,915,700	34,510
	<b>Finland</b>	29 Jan 2020	27-Jun-21	95,084	95	969	-	1.0%	1,722	2,016	3,219,935	980,777	17,700
	<b>Italy</b>	30 Jan 2020	27-Jun-21	4,258,069	780	127,472	14	3.0%	7,062	3,271	33,117,433	17,572,404	29,060
	<b>Russian Federation</b>	31 Jan 2020	27-Jun-21	5,451,291	20,538	133,282	599	2.4%	3,776	3,007	21,461,833	16,636,380	11,400
	<b>Spain</b>	31 Jan 2020	25-Jun-21	3,782,463	-	80,779	-	2.1%	8,035	1,310	24,325,902	15,894,800	34,000
	<b>Sweden</b>	31 Jan 2020	24-Jun-21	1,088,896	-	14,616	-	1.3%	10,587		4,507,250	2,721,752	26,950
	<b>United Kingdom of Great Britain</b>	31 Jan 2020	27-Jun-21	4,732,434	14,623	128,100	11	2.7%	7,081	15,182	44,078,244	32,244,223	47,500
	<b>Belgium</b>	05 Feb 2020	26-Jun-21	1,082,476	-	25,160	-	2.3%	9,426	3,507	6,905,604	3,829,652	33,040
	<b>Switzerland</b>	25 Feb 2020	25-Jun-21	702,507	-	10,882	-	1.5%	8,193	2,257	4,200,200	2,782,171	32,150
	<b>Austria</b>	25 Feb 2020	27-Jun-21	650,261	69	10,700	1	1.6%	7,325	49,649	4,650,013	2,885,319	32,040
	<b>Croatia</b>	25 Feb 2020	27-Jun-21	359,652	45	8,200	3	2.3%	8,842	1,224	1,472,708	1,030,204	25,090
	<b>Norway</b>	26 Feb 2020	27-Jun-21	130,588	97	792	-	0.6%	2,442	2,716	2,383,339	1,524,886	28,130
	<b>Romania</b>	26 Feb 2020	27-Jun-21	1,080,630	46	33,253	76	3.1%	5,583	918	4,683,703	4,452,249	23,140
	<b>Estonia</b>	26 Feb 2020	27-Jun-21	130,968	27	1,269	-	1.0%	9,873	2,748	552,139	374,640	28,240
	<b>Georgia</b>	26 Feb 2020	27-Jun-21	363,522	585	5,266	11	1.4%	9,771	10,563	248,545	90,870	2,280
	<b>North Macedonia</b>	26 Feb 2020	27-Jun-21	155,673	4	5,484	-	3.5%	7,472	1,701	289,305	212,201	10,190
	<b>Greece</b>	26 Feb 2020	27-Jun-21	420,905	235	12,655	18	3.0%	3,928	3,465	4,714,281	3,534,001	33,910
	<b>Denmark</b>	27 Feb 2020	27-Jun-21	292,943	174	2,532	1	0.9%	5,035	12,734	3,215,439	1,803,280	31,130
	<b>San Marino</b>	27 Feb 2020	31-May-21	5,090	-	90	-	1.8%	15,032		22,296	22,296	65,700
	<b>Lithuania</b>	27 Feb 2020	27-Jun-21	278,674	19	4,380	1	1.6%	10,000	3,208	1,227,401	981,374	36,050
	<b>Netherlands</b>	27 Feb 2020	27-Jun-21	1,683,271	498	17,741	1	1.1%	9,711	538	9,319,051	5,467,420	31,910
	<b>Azerbaijan</b>	27 Feb 2020	27-Jun-21	335,836	40	4,968	1	1.5%	3,351	907	2,112,110	1,181,622	11,650
<b>Belarus</b>	28 Feb 2020	27-Jun-21	415,339	609	3,113	10	0.7%	4,387	1,967	699,141	369,272	3,910	
<b>Iceland</b>	28 Feb 2020	24-Jun-21	6,637	-	30	-	0.5%	1,837	-	258,852	177,540	52,030	
<b>Ireland</b>	28 Feb 2020	27-Jun-21	271,260	340	4,989	-	1.8%	5,489	-	2,349,219	1,000,000	20,250	
<b>Monaco</b>	29 Feb 2020	25-Jun-21	2,570	-	33	-	1.3%	6,596		19,842	16,767	42,730	



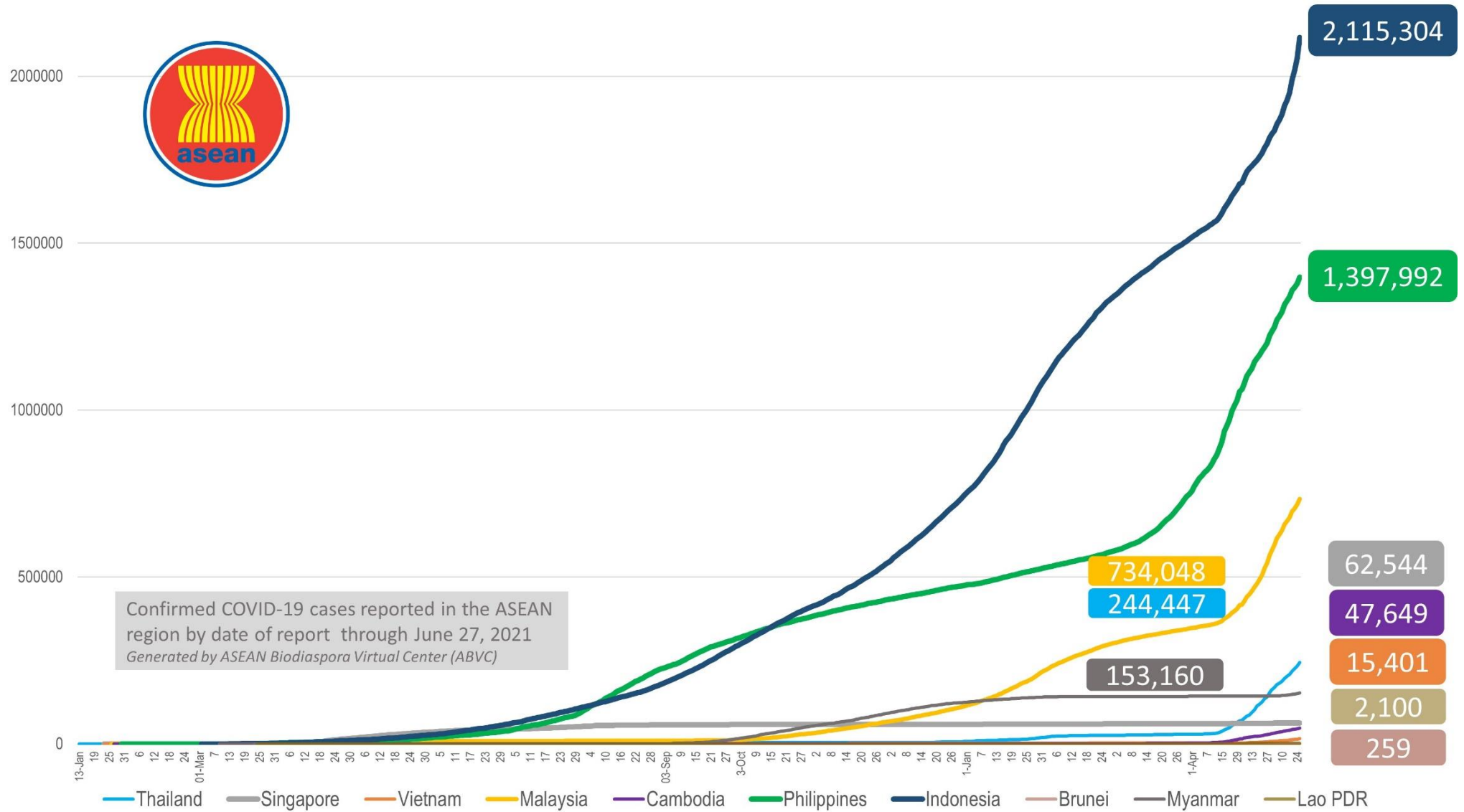
<b>Czech Republic</b>	01 Mar 2020	27-Jun-21	1,666,890	69	30,298	2	1.8%	15,623		4,951,368	2,990,543	27,930
<b>Luxembourg</b>	01 Mar 2020	25-Jun-21	70,600	-	818	-	1.2%	11,389	10,113	316,538	196,046	31,320
<b>Armenia</b>	01 Mar 2020	27-Jun-21	224,797	69	4,508	2	2.0%	7,600	1,306	46,503		
<b>Latvia</b>	02 Mar 2020	27-Jun-21	137,210	41	2,503	-	1.8%	7,173	4,120	643,126	507,405	26,900
<b>Portugal</b>	02 Mar 2020	27-Jun-21	874,547	1,496	17,084	1	2.0%	8,516	5,281	5,287,725	3,157,051	30,960
<b>Andorra</b>	02 Mar 2020	25-Jun-21	13,882	-	127	-	0.9%	17,995	1,435	38,667	24,598	31,840
<b>Liechtenstein</b>	03 Mar 2020	25-Jun-21	3,032	-	59	-	1.9%	7,975	3,240	18,462	12,095	31,710
<b>Ukraine</b>	03 Mar 2020	27-Jun-21	2,233,996	450	52,286	17	2.3%	5,033	574	1,893,837	572,298	1,310
<b>Slovenia</b>	04 Mar 2020	27-Jun-21	257,240	19	4,419	-	1.7%	12,320	1,071	814,371	644,162	30,990
<b>Hungary</b>	04 Mar 2020	25-Jun-21	807,910	-	29,980	-	3.7%	8,269	1,346	5,454,866	4,728,655	48,950
<b>Poland</b>	04 Mar 2020	27-Jun-21	2,879,638	69	74,979	5	2.6%	7,584	1,397	16,649,656	12,612,947	33,330
<b>Faroe Islands</b>	04 Mar 2020	26-Jun-21	771	-	1	-	0.1%	1,584		27,434	18,648	38,160
<b>Bosnia and Herzegovina</b>	05 Mar 2020	25-Jun-21	204,945	-	9,655	-	4.7%	6,209	644	252,499	63,281	1,930
<b>Gibraltar</b>	05 Mar 2020	26-Jun-21	4,339	-	94	-	2.2%	12,875		39,211	38,836	115,270
<b>Slovakia</b>	06 Mar 2020	27-Jun-21	391,551	20	12,505	-	3.2%	7,179	8,457	1,978,168	1,420,954	26,030
<b>Serbia</b>	06 Mar 2020	27-Jun-21	716,301	63	7,031	2	1.0%	10,314	1,256	2,693,998	2,452,243	36,040
<b>Vatican City</b>	06 Mar 2020	17-Oct-20	27	-	-	-	0.0%	2,932				
<b>Malta</b>	07 Mar 2020	26-Jun-21	30,606	-	420	-	1.4%	6,089	3,756	355,277	307,591	69,660
<b>Moldova</b>	07 Mar 2020	27-Jun-21	256,559	32	6,184	1	2.4%	9,654	2,387	430,483	257,642	6,390
<b>Bulgaria</b>	08 Mar 2020	27-Jun-21	421,531	16	18,027	-	4.3%	6,043	1,991	939,901	784,995	11,300
<b>Albania</b>	09 Mar 2020	27-Jun-21	132,512	3	2,456	-	1.9%	4,643	-	537,018	385,868	13,410
<b>Cyprus</b>	09 Mar 2020	26-Jun-21	74,569	-	374	-	0.5%	6,221	31,817	453,823	324,112	37,000
<b>Channel Islands</b>	09 Mar 2020	27-Jun-21	835	1	17	-	2.0%	1,280		32,969	13,618	20,310
<b>Jersey</b>	10 Mar 2020	25-Jun-21	3,385	-	69	-	2.0%	3,727		68,210	51,765	51,220
<b>Kazakhstan</b>	13 Mar 2020	27-Jun-21	418,172	1,730	4,306	25	1.0%	2,259	-	3,081,548	1,869,481	9,960
<b>Kosovo</b>	13 Mar 2020	26-Jun-21	107,664	-	2,246	-	2.1%	6,001				
<b>Uzbekistan</b>	15 Mar 2020	27-Jun-21	109,223	493	729	2	0.7%	325		1,623,764	1,002,919	3,000
<b>Greenland</b>	16 Mar 2020	22-Jun-21	50	-	-	-	0.0%	89		25,108	10,446	18,400
<b>Montenegro</b>	17 Mar 2020	27-Jun-21	100,190	22	1,609	-	1.6%	16,104		149,912	135,144	21,520
<b>Kyrgyzstan</b>	18 Mar 2020	27-Jun-21	120,865	992	1,977	6	1.6%	1,872		99,900	73,800	1,130
<b>Isle of Man</b>	19 Mar 2020	26-Jun-21	1,605	-	29	-	1.8%	1,898		62,522	38,449	45,220

	<b>Tajikistan</b>	30 Apr 2020	27-Jun-21	13,415	23	90	-	0.7%	144		116,341	15,734	160
<b>MIDDLE EAST</b>	<b>UAE</b>	29 Jan 2020	27-Jun-21	626,936	2,122	1,796	4	0.3%	6,417	28,288	5,081,853	3,836,521	38,790
	<b>Iran</b>	19 Feb 2020	27-Jun-21	3,167,741	9,758	83,845	134	2.6%	3,821	2,414	4,013,642	955,000	1,140
	<b>Israel</b>	21 Feb 2020	27-Jun-21	840,888	65	6,429	-	0.8%	9,288	4,282	5,538,209	5,156,188	59,570
	<b>Lebanon</b>	21 Feb 2020	27-Jun-21	544,454	163	7,843	2	1.4%	7,942	2,290	849,525	397,740	5,830
	<b>Kuwait</b>	24 Feb 2020	26-Jun-21	349,923	-	1,919	-	0.5%	8,317	3,019	2,875,000	38,000	890
	<b>Oman</b>	24 Feb 2020	27-Jun-21	262,059	5,517	2,967	119	1.1%	5,268		666,000	193,000	3,780
	<b>Bahrain</b>	24 Feb 2020	27-Jun-21	265,247	252	1,345	4	0.5%	16,162	9,770	1,050,788	968,525	56,920
	<b>Iraq</b>	24 Feb 2020	27-Jun-21	1,325,700	4,468	17,091	30	1.3%	3,372	1,129	548,696	256,667	640
	<b>Qatar</b>	29 Feb 2020	27-Jun-21	221,692	102	588	-	0.3%	7,828	1,795	1,665,031	1,343,791	46,640
	<b>Saudi Arabia</b>	02 Mar 2020	27-Jun-21	483,221	1,218	7,775	15	1.6%	1,410	2,542			
	<b>Jordan</b>	02 Mar 2020	27-Jun-21	749,784	465	9,727	9	1.3%	7,422	2,126	2,271,230	1,169,494	11,460
	<b>Palestine</b>	05 Mar 2020	27-Jun-21	342,562	82	3,827	1	1.1%	7,311		461,162	296,812	5,820
	<b>Syria</b>	22 Mar 2020	27-Jun-21	25,404	39	1,867	3	7.3%	149		102,319	5,957	30
<b>Yemen</b>	10 Apr 2020	27-Jun-21	6,908	2	1,360	2	19.7%	24		251,385			
<b>AFRICA</b>	<b>Egypt</b>	14 Feb 2020	26-Jun-21	280,005	-	16,062	-	5.7%	279		3,418,331	720,604	700
	<b>Algeria</b>	25 Feb 2020	27-Jun-21	138,465	352	3,693	8	2.7%	322		2,500,000		
	<b>Nigeria</b>	28 Feb 2020	26-Jun-21	167,465	-	2,119	-	1.3%	83	43	2,099,568	1,005,234	490
	<b>Tunisia</b>	02 Mar 2020	27-Jun-21	407,017	3,524	14,654	75	3.6%	3,480	921	1,223,985	461,754	3,910
	<b>Morocco</b>	02 Mar 2020	27-Jun-21	529,676	452	9,277	4	1.8%	1,452	341	9,822,096	8,822,967	23,900
	<b>Senegal</b>	02 Mar 2020	27-Jun-21	42,904	53	1,164	1	2.7%	263	100	480,311	152,337	910
	<b>South Africa</b>	05 Mar 2020	27-Jun-21	1,928,897	15,036	59,900	122	3.1%	3,294	983	2,661,378	479,771	810
	<b>Cameroon</b>	06 Mar 2020	22-Jun-21	80,487	-	1,320	-	1.6%	311		82,228	20,172	80
	<b>Togo</b>	06 Mar 2020	27-Jun-21	13,816	28	128	-	0.9%	171	126	270,784	76,462	920
	<b>Burkina Faso</b>	09 Mar 2020	26-Jun-21	13,478	-	168	-	1.2%	66		17,775		
	<b>Democratic Republic of Congo</b>	10 Mar 2020	27-Jun-21	40,254	496	916	4	2.3%	46		44,840	8,016	10
	<b>Ivory Coast</b>	11 Mar 2020	26-Jun-21	48,176	-	311	-	0.6%	187	75	740,391		
	<b>Reunion</b>	11 Mar 2020	23-Jun-21	29,502	-	226	-	0.8%	3,797				
	<b>Ghana</b>	13 Mar 2020	22-Jun-21	95,369	-	795	-	0.8%	314	94	852,047	380,829	1,230
	<b>Guinea</b>	13 Mar 2020	26-Jun-21	23,692	-	168	-	0.7%	186		382,506	148,636	1,130
	<b>Gabon</b>	13 Mar 2020	25-Jun-21	24,984	-	159	-	0.6%	1,150		37,888	11,458	510
	<b>Sudan</b>	13 Mar 2020	25-Jun-21	36,574	-	2,750	-	7.5%	85		520,928	108,764	250
	<b>Kenya</b>	13 Mar 2020	27-Jun-21	182,597	204	3,595	21	2.0%	347	-	998,073	222,078	410
	<b>Ethiopia</b>	13 Mar 2020	27-Jun-21	275,935	54	4,314	5	1.6%	246	47	1,894,717		
	<b>Central African Republic</b>	14 Mar 2020	23-Jun-21	7,139	-	98	-	1.4%	150		78,137		
<b>Seychelles</b>	14 Mar 2020	26-Jun-21	15,116	-	63	-	0.4%	15,484		70,671	67,305	68,440	
<b>Rwanda</b>	14 Mar 2020	27-Jun-21	36,627	741	420	9	1.1%	290	577	350,400	228,169	1,760	

<b>Namibia</b>	14 Mar 2020	27-Jun-21	84,705	1,007	1,400	55	1.7%	3,396	1,433	115,947	23,075	910
<b>Swaziland</b>	14 Mar 2020	27-Jun-21	19,018	-	678	-	3.6%	1,656		37,231	10,392	900
<b>Mauritania</b>	14 Mar 2020	26-Jun-21	20,604	-	486	-	2.4%	455	-	135,460	6,902	150
<b>Mayotte</b>	14 Mar 2020	25-Jun-21	19,405	-	174	-	0.9%	12,201				
<b>Equatorial Guinea</b>	15 Mar 2020	26-Jun-21	8,723	-	121	-	1.4%	643		149,185	111,343	7,940
<b>Republic of Congo</b>	15 Mar 2020	25-Jun-21	12,485	-	165	-	1.3%	232		102,642		
<b>Benin</b>	16 Mar 2020	22-Jun-21	8,170	-	104	-	1.3%	69	-	21,834	4,790	40
<b>Liberia</b>	16 Mar 2020	26-Jun-21	3,529	-	113	-	3.2%	71		74,372	2,270	40
<b>Tanzania</b>	16 Mar 2020	08-May-20	509	-	21	-	4.1%	1				
<b>Somalia</b>	16 Mar 2020	26-Jun-21	14,892	-	775	-	5.2%	96		135,760	54,639	340
<b>Gambia</b>	17 Mar 2020	26-Jun-21	6,069	-	181	-	3.0%	259	-	30,688	10,389	430
<b>Zambia</b>	17 Mar 2020	27-Jun-21	148,568	2,537	2,022	55	1.4%	832	693	142,089	8,387	50
<b>Mauritius</b>	18 Mar 2020	26-Jun-21	1,833	-	18	-	1.0%	145		486,034	220,914	17,370
<b>Djibouti</b>	18 Mar 2020	27-Jun-21	11,601	1	155	-	1.3%	1,192		12,547	8,810	890
<b>Niger</b>	19 Mar 2020	25-Jun-21	5,478	-	193	-	3.5%	24		224,803	30,784	130
<b>Chad</b>	19 Mar 2020	23-Jun-21	4,951	-	174	-	3.5%	31		8,981		
<b>Zimbabwe</b>	20 Mar 2020	27-Jun-21	46,442	424	1,736	11	3.7%	317	262	725,582	467,733	3,150
<b>Cape Verde</b>	20 Mar 2020	26-Jun-21	32,344	-	286	-	0.9%	5,881		70,333	3,988	720
<b>Madagascar</b>	20 Mar 2020	25-Jun-21	42,194	-	906	-	2.1%	156	15	196,291		
<b>Uganda</b>	21 Mar 2020	25-Jun-21	78,394	-	903	-	1.2%	177	174	843,039	4,129	10
<b>Eritrea</b>	21 Mar 2020	27-Jun-21	5,780	-	21	-	0.4%	163				
<b>Angola</b>	21 Mar 2020	26-Jun-21	38,528	-	887	-	2.3%	121		909,119	523,580	1,590
<b>Mozambique</b>	22 Mar 2020	27-Jun-21	75,138	434	868	1	1.2%	247	50	341,707	96,675	310
<b>Libya</b>	24 Mar 2020	27-Jun-21	192,470	-	3,187	-	1.7%	2,840		370,066		
<b>Guinea-Bissau</b>	25 Mar 2020	26-Jun-21	3,846	-	69	-	1.8%	200		18,706		
<b>Mali</b>	25 Mar 2020	27-Jun-21	14,417	3	525	-	3.6%	73		133,317	46,317	230
<b>Botswana</b>	30 Mar 2020	24-Jun-21	67,492	-	1,095	-	1.6%	2,930		152,383	48,510	2,060
<b>Sierra Leone</b>	31 Mar 2020	26-Jun-21	5,306	-	93	-	1.8%	68		82,145	15,170	190
<b>Burundi</b>	31 Mar 2020	25-Jun-21	5,348	-	8	-	0.1%	46				
<b>Malawi</b>	02 Apr 2020	27-Jun-21	35,629	75	1,182	1	3.3%	191	185	385,114	42,616	220
<b>South Sudan</b>	05 Apr 2020	25-Jun-21	10,812	-	115	-	1.1%	98	-	30,849	2,110	20
<b>Sao Tome and Principe</b>	06 Apr 2020	25-Jun-21	2,365	-	37	-	1.6%	1,100		13,354	11,554	5,270
<b>Comoros</b>	30 Apr 2020	21-Jun-21	3,912	-	146	-	3.7%	460		43,140	41,220	4,740
<b>Lesotho</b>	13 May2020	26-Jun-21	11,239	-	329	-	2.9%	529		36,637	122	10
			<b>177,322,636</b>	<b>188,642</b>	<b>3,844,620</b>	<b>3,451</b>	<b>2.2%</b>					

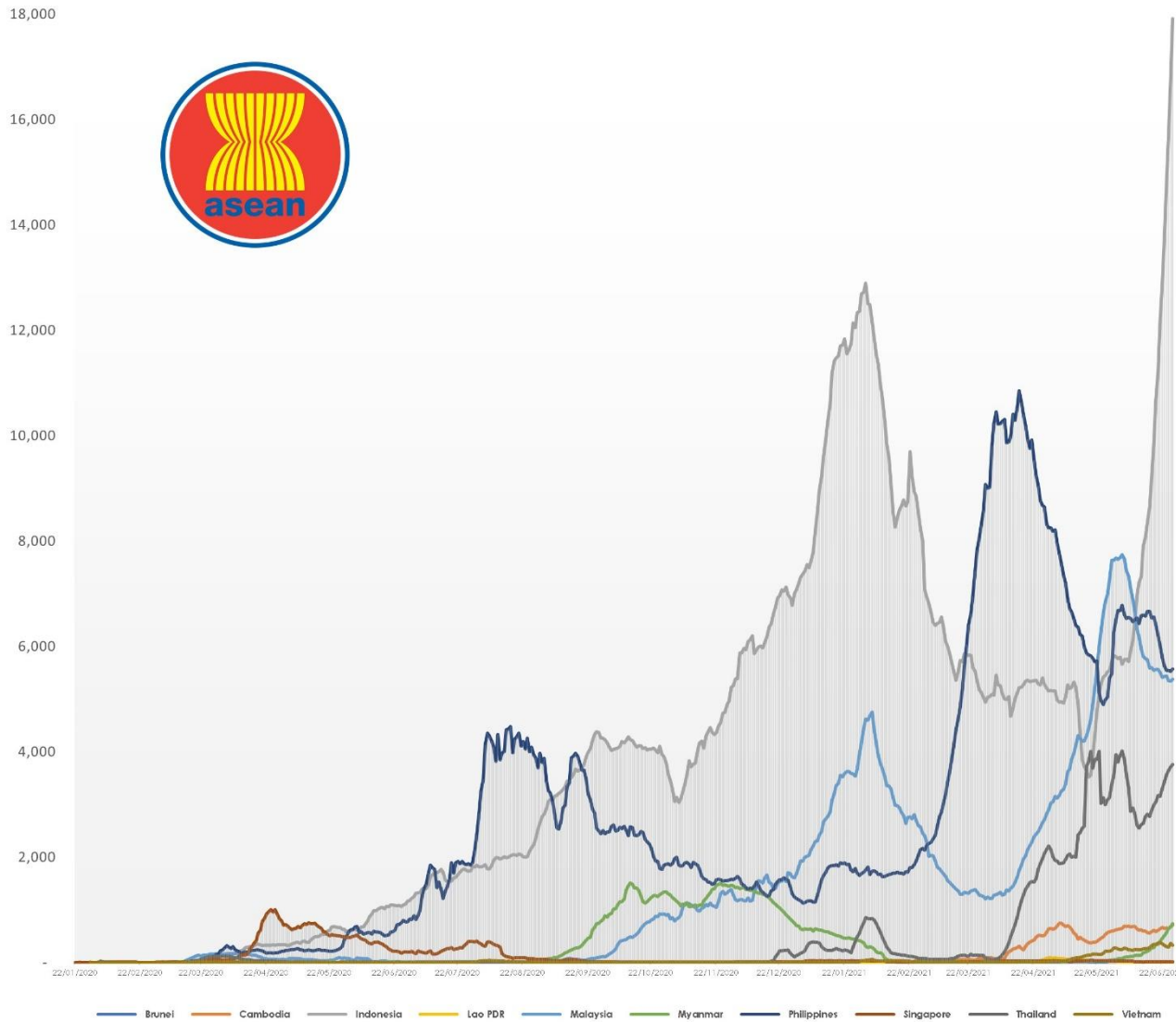
# COVID-19 Epi curve among ASEAN Countries

as of 27 June 2021



# 7-Day Rolling Average of COVID-19 new cases

as of 27 June 2021

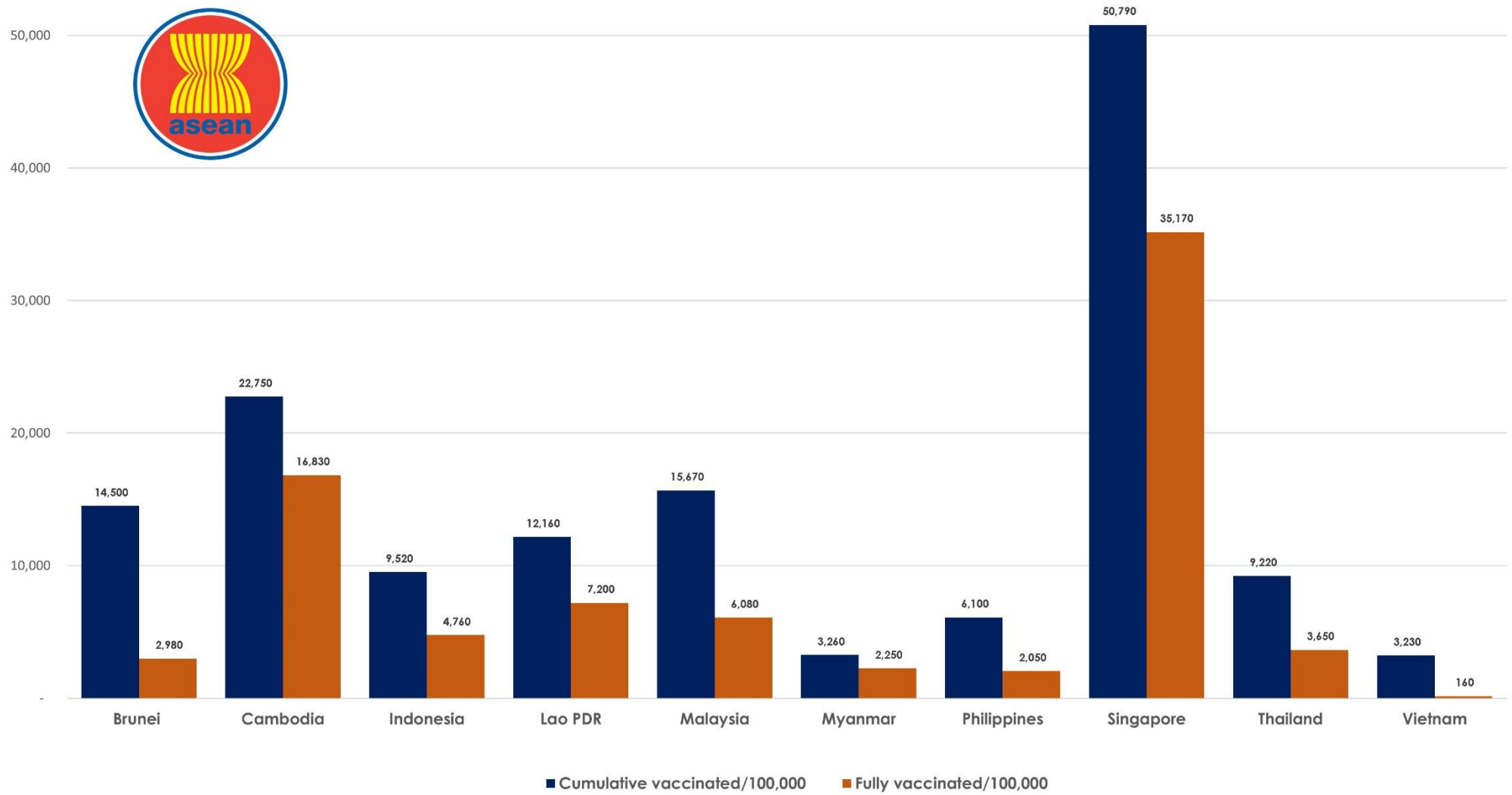


ASEAN Country	New Cases Rate of Change 7-Day Window*	P-value
Brunei	0.031	0.332
Cambodia	7.699	0.078
Indonesia	969.862	0
Lao PDR	0.148	0.027
Malaysia	-22.291	0.026
Myanmar	56.704	0
Philippines	-70.378	0.023
Singapore	-0.046	0.494
Thailand	103.015	0
Vietnam	-8.413	0.253

\*Beta coefficient of linear line of best fit; equal to the rate of change in the 7-day rolling average of new cases over the past 7 days (as of June 27, 2021)

# COVID-19 Vaccination Status

as of 27 June 2021



# Re-opening Tracker

as of 27 June 2021

Reopening Tracker is designed by Bluedot to anticipate the date that countries/regions around the globe might end the cycle of lockdowns and return to open society. We incorporate three “requirements” to anticipate this:

- At least 80% of the high-risk population has been vaccinated with at least one dose of a COVID-19 vaccine.
  - Our first requirement for a stable reopening is at least 80% of the population within the following groups having received at least one dose of a COVID-19 vaccine: those ages 65 and above; those considered clinically vulnerable based on pre-existing health conditions; and healthcare workers. We estimate the total high-risk population per country/region because these population groups have higher exposure risks and/or higher rates of severe illness leading to hospitalizations and deaths. High vaccination coverage in these high-risk populations is likely correlated with a lower rate of hospitalizations and deaths in a given location.
- At least 65% of the total population has a level of immunity to COVID-19; they have either recovered from COVID-19 or have been vaccinated with at least one dose of a COVID-19 vaccine.
  - Our second requirement is at least 65% of the total population either having received at least one dose of a COVID-19 vaccine or having already recovered from SARS-CoV-2, thereby having a level of immunity.<sup>7</sup> Tracking the vaccination rate of the total population is likely to correlate to lower disease transmission including against more transmissible COVID variants. For some locations, a high total vaccination rate can be associated with a “stable reopening”, which is to say a gradual reduction in restrictive government policies without leading to a surge in hospitalizations and further restrictions.
- Case levels are generally low, and are either steady or declining.
  - Finally, we consider daily reported case levels to qualify a location for stable reopening, since any additional cases requiring hospitalization in a burdened healthcare system may cause setbacks to reopening plans. In addition to meeting Requirements 1 and 2, a location must also have a low level of cases. We define a low level of cases as a 7-day rolling average number of daily new cases that is <10 cases per 100,000, with each day’s past-14-day test positivity is consistently <5% (*i.e.* number of cases reported over the past 14 days divided by the number of tests reported over the past 14 days). Test positivity greater than 5% may suggest that reported case counts are an under-estimate of the true situation in the country. The timeframe of monitoring the test positivity for two weeks was based on guidance from the WHO. In addition to daily cases and test positivity thresholds, the rate of change in daily cases must be steady or declining (defined as the 7-day rolling average being within 10% of the value calculated 14 days prior or decreasing by more than 10%).

Taken together, these three requirements provide an at-a-glance understanding of a jurisdiction’s progress against COVID-19. We will continue to evaluate the thresholds in each requirement as data emerges from additional countries that have vaccinated high proportions of their population. Currently, we are evaluating these thresholds in the context of the Delta variant (B.1.617.2) and may adjust them in future release if appropriate.

ASEAN MEMBER STATE	REQUIREMENT					
	At least <b>80% of the high-risk population has been vaccinated</b> with at least one dose of a COVID-19 vaccine.		At least <b>65% of the total population has a level of immunity</b> to COVID-19; either recovered from COVID-19 or have been vaccinated with at least one dose of a COVID-19 vaccine.		<b>Case levels are generally low</b> (a 7-day rolling average number of daily new cases that is <10 cases per 100,000, with each day's past-14-day test positivity is consistently <5%).	
	% of High risk population with one dose	Projected Completion Date	% of Total population with one dose	Projected Completion Date	Daily cases/ 100,000	Test positivity last 14 days
Brunei	44.2		13.0	-	0.231	
Cambodia	>80.0	Jun 2021	24.3	>12 mo	4.123	8.2
Indonesia	38.2	Dec 2021	10.5	>12 mo	6.218	17.3
Lao PDR	38.7	-	11.8	-	0.100	0.5
Malaysia	56.9	-	17.5	-	16.699	7.0
Myanmar	13.1	-	3.7	-	1.253	10.3
Philippines	26.9		7.7		5.112	13.3
Singapore	>80.0	May 2021	53.2	Aug 2021	0.318	0.0
Thailand	23.7	-	9.6	-	5.335	4.9
Vietnam	11.9	-	3.2	-	0.375	0.4





Report generated by  
**ASEAN Biodiaspora Virtual Center (ABVC)**  
 in collaboration with **Bluedot Inc.**  
 Email: [support@biodiaspora.org](mailto:support@biodiaspora.org)

