

COVID-19: Highlights and Situation Overview

Global Update

- Worldwide, there have been over 366 million cases and 5.7 million deaths attributed to COVID-19.

Regional Update

- Philippines' Department of Health (DOH) said of January 28 (Friday) that the National Capital Region (NCR) is now classified as moderate risk from the previous high-risk status for COVID-19 after recording a 67% decrease in new cases from the previous week. According to the health authority, NCR recorded an average of 4,398 new COVID-19 cases in the last seven days, compared to 13,298 average new cases in the preceding week. However, the DOH is monitoring the increase in COVID-19 cases in the Visayas and Mindanao. Vergeire said that cases are increasing in Western and Central Visayas and in Davao Region. The country's Health Secretary earlier said that the rise of COVID-19 cases in NCR have already peaked and the decline in the number of new cases is expected after the infections have reached its peak.

Vaccine Update

- According to Malaysia's Health Ministry's COVIDNOW portal, a total of 22,921,716 or 97.9% of the adult population have completed vaccination, while 23,199,172 individuals or 99.1% of the group have received at least one dose of the COVID-19 vaccine as of January 27 (Thursday). In addition, a total of 199,251 adults in Malaysia received the COVID-19 booster dose on Thursday bringing the cumulative number of booster doses administered to the adult population in the country to 11,531,403 or 49.3% of the group. For adolescents aged 12 to 17, a total of 2,785,992 individuals or 88.5% have completed their vaccination, while 2,866,545 individuals or 91.1% have received at least one dose of the vaccine. The daily statistics also showed that a total of 203,613 doses of vaccine were administered yesterday, which included 1,660 as the first dose and 2,702 as the second dose, and 199,251 booster doses, bringing the cumulative number of vaccine doses administered under the National COVID-19 Immunization Programme to 63,100,577. Malaysia today (January 28) has also received the first shipment of 624,000 Pfizer-BioNTech Comirnaty 10mcg Concentrate for Dispersion vaccine doses that will be used for the vaccination of children aged 5 to 12 in February. The Ministry of Health estimates that there are four million children aged five to 12 who would be eligible to receive the vaccine. As of Friday, the ministry said 484,639 children from the age of 5 to 12 had been registered for vaccination on MySejahtera app.

Travel Advisories (new update/s)

- Philippines: The country will reopen to fully vaccinated tourists from most countries starting February 10 and lift quarantine requirements. Today's (January 28) announcement allows for the resumption of visa-free travel for short visits by nationals from the 157 countries who already enjoyed permit-free entry to the Philippines before the pandemic began. Fully vaccinated tourists from countries on the list will need to test negative for COVID-19 shortly before flying to the Philippines and will not have to quarantine on arrival. Travellers should be holders of passports valid for at least six months at the time of arrival and with return or outbound ticket to their country of origin or next country of destination. Children below 18 years old are exempted from the requirement of complete vaccination and providing proof of vaccination status before boarding. The list excludes China, as well as Taiwan and India but it includes Manila's remaining top 10

tourism sources, such as the United States, South Korea, Japan, Australia, Canada and Britain. On the other hand, unvaccinated foreigners will be banned from entry from February 16.

- Thailand: The Ministry of Foreign Affairs announced today the details of measures related to travel to Thailand, according to the resolution of the Centre for COVID-19 Situation Administration (CCSA) for visitors under Thailand's 'Test and Go'. Thailand Pass registration will be reopened to enter the country under the 'Test and Go' policy from February 1, 9am Thailand time. Registration is not restricted by country/region of origin. Travellers are required to have two RT-PCR examinations: on the first day of arrival and on the fifth day of stay in Thailand. They must provide proof of booking and payment for two nights of SHA Extra Plus /AQ/OQ/AHQ hotel or accommodation on days 1 and 5, not necessarily in the same hotel or in the same province. Hotel bookings include RT-PCR testing, or a paid examination (both times) and travellers must wait in the hotel for the results. In case the period of stay is less than five days, proof of booking and payment of accommodation and second examination fee is not required, but the return flight ticket must be presented instead. The meeting of the CCSA also resolved to open additional sandbox areas from February 1 in Chonburi province (Bang Lamung district, Pattaya City, Sriracha district, Koh Sichang, Sattahip district -- only Na Chom Thian and Bang Saray subdistricts) and Trat province (Koh Chang). Travellers can move between the new and original sandbox areas (Phuket, Krabi, Phang Nga and Surat Thani (Koh Samui, Koh Tao and Koh Phangan) within seven days of stay in the sandbox and must book a seven-day SHA Extra Plus or AQ hotel with two-time RT-PCR examination with a maximum of three hotels in the Sandbox area.

Cases and Deaths as of 28 January 2022

- As of 28 January 2022 (2PM, GMT+8), worldwide, there were **366,052,290** confirmed cases, including **5,660,962** deaths. Globally, Case Fatality Rate (CFR) was **1.5**.
- In **China**, there were **138,094** confirmed cases with **5,700** deaths, including deaths in Hong Kong (213) and Taiwan (851). Confirmed cases in China include confirmed cases in Hong Kong (13,626), Macau (79) and Taiwan (18,566). CFR was **4.1**.
- **16,400,583 confirmed cases** of COVID-19 have been reported in the ASEAN region with a total of **313,134 deaths**, with a CFR of **1.9**.

REGION	COUNTRY	FIRST CONFIRMED CASE(S)	LATEST REPORT ON CONFIRMED CASE(S)	TOTAL CONFIRMED CASES	NEW CASES (7-Day Rolling Average)	TOTAL DEATHS	NEW DEATHS (7-Day Rolling Average)	CASE FATALITY RATE	TOTAL POPULATION	CUMULATIVE CASES/ 100,000	CUMULATIVE VACCINATED	CUMULATIVE FULLY VACCINATED	FULLY VACCINATED / 100
ASEAN REGION	Brunei	10 Mar 20	27-Jan-22	16,206	- (23)	98	-	0.6%	433,285	3,727	406,768	403,033	91.3
	Cambodia	27 Jan 20	27-Jan-22	121,150	34 (34)	3,015	-	2.5%	16,486,542	735	14,345,304	13,747,904	81.1
	Indonesia	02 Mar 20	27-Jan-22	4,309,270	8,077 (4,518)	144,261	7 (9)	3.3%	270,625,568	1,592	182,500,827	121,075,830	43.8
	Lao PDR	24 Mar 20	27-Jan-22	132,130	698 (555)	534	1 (4)	0.4%	7,169,455	1,843	4,653,477	3,835,288	52.0
	Malaysia	25 Jan 20	27-Jan-22	2,850,408	5,439 (4,212)	31,940	10 (12)	1.1%	31,949,777	8,922	26,063,871	25,704,857	78.4
	Myanmar	23 Mar 20	27-Jan-22	534,671	168 (134)	19,310	-	3.6%	54,045,420	989	21,361,785	17,558,113	32.0
	Philippines	30 Jan 20	27-Jan-22	3,493,447	18,154 (24,138)	53,736	72 (83)	1.5%	108,116,615	3,231	56,110,301	58,149,158	52.4
	Singapore	23 Jan 20	27-Jan-22	333,071	- (4,293)	850	- (1)	0.3%	5,703,569	5,744	4,907,259	4,752,460	87.1
	Thailand	13 Jan 20	27-Jan-22	2,407,022	8,078 (7,709)	22,101	22 (16)	0.9%	69,625,582	3,457	51,922,910	47,834,174	68.4
	Vietnam	23 Jan 20	27-Jan-22	2,203,208	15,727 (15,487)	37,291	126 (146)	1.7%	96,462,106	2,284	78,894,694	71,946,807	73.3
				16,400,583	56,375	313,136	238	1.9%					

- **349,519,140 confirmed cases** of COVID-19 have been reported in **224 countries/states** (other than China, Hong Kong, Taiwan, Macau, and ASEAN countries):

REGION	COUNTRY	FIRST CONFIRMED CASE(S)	LATEST REPORT ON CONFIRMED CASE(S)	TOTAL CONFIRMED CASES	NEW CASES	TOTAL DEATHS	NEW DEATHS	CASE FATALITY RATE	CUMULATIVE CASES/ 100,00	NUMBER OF TESTS LAST 14 DAYS/ 100,000	CUMULATIVE IMMUNIZED	CUMULATIVE FULLY VACCINATED	FULLY VACCINATED / 100
ASIA PACIFIC	Japan	16 Jan 2020	27-Jan-22	2,438,353	79,551	18,543	47	0.8%	1,931	1,579	101,379,174	99,693,359	79.1
	South Korea	20 Jan 2020	27-Jan-22	777,497	14,514	6,654	34	0.9%	1,504	4,551	44,605,045	43,904,632	85.6
	Nepal	24 Jan 2020	27-Jan-22	939,267	5,816	11,687	15	1.2%	3,283	659	15,837,671	12,127,829	40.9
	Australia	25 Jan 2020	27-Jan-22	1,816,597	77,364	3,402	72	0.2%	7,082	9,317	21,490,441	20,142,694	78.1
	Sri Lanka	27 Jan 2020	26-Jan-22	604,581	-	15,346	-	2.5%	2,773	456	16,497,745	13,888,605	64.6
	India	30 Jan 2020	27-Jan-22	40,371,500	286,384	491,700	573	1.2%	2,955	1,851	934,468,791	692,645,423	49.7
	Afghanistan	24 Feb 2020	27-Jan-22	161,004	312	7,403	2	4.6%	423		4,511,372	3,866,279	9.7
	Pakistan	26 Feb 2020	27-Jan-22	1,393,887	7,539	29,162	25	2.1%	644	326	103,805,835	80,041,973	35.5
	New Zealand	28 Feb 2020	27-Jan-22	15,842	97	52	-	0.3%	322	3,834	4,124,572	3,917,585	76.4
	Bhutan	05 Mar 2020	27-Jan-22	4,225	136	3	-	0.1%	554	80,716	593,634	570,147	73.1
	Maldives	07 Mar 2020	27-Jan-22	128,089	2,499	274	2	0.2%	24,124	15,740	397,421	369,252	67.9
	Bangladesh	08 Mar 2020	27-Jan-22	1,747,331	15,807	28,288	15	1.6%	1,072	236	95,440,321	59,711,538	35.9
	Mongolia	10 Mar 2020	27-Jan-22	435,681	2,273	2,102	2	0.5%	13,509	8,428	2,269,170	2,169,823	65.2
	Turkey	10 Mar 2020	27-Jan-22	11,250,107	82,180	86,661	174	0.8%	13,485	6,295	57,371,915	52,317,284	61.5
	French Polynesia	12 Mar 2020	26-Jan-22	48,270	-	636	-	1.3%	17,283		176,934	166,049	58.8
	Guam	15 Mar 2020	26-Jan-22	29,478	-	282	-	1.0%	17,620		144,811	130,323	77.4
	New Caledonia	17 Mar 2020	27-Jan-22	17,903	691	283	-	1.6%	6,221		185,508	176,587	61.3
	Fiji	18 Mar 2020	26-Jan-22	62,203	-	791	-	1.3%	6,989	-	664,363	613,009	67.9
Papua New Guinea	21 Mar 2020	25-Jan-22	36,596	-	597	-	1.6%	417	-	291,678	230,256	2.5	
Timor Leste	21 Mar 2020	27-Jan-22	19,894	15	122	-	0.6%	1,538	-	669,076	557,483	41.5	
Northern Mariana Islands	28 Mar 2020	26-Jan-22	4,440	-	22	-	0.5%	7,760		44,493	41,965	80.9	
North Korea	24 Jul 2020	25-Jul-20	1	-	-	-	0.0%	0					

	Solomon Islands	03 Oct 2020	27-Jan-22	755	105	5	3	0.7%	113		193,126	70,959	10.1
	Wallis et Futuna	17 Oct 2020	03-Dec-21	454	-	7	-	1.5%	2,833		6,151	6,136	55.3
	Marshall Islands	26 Oct 2020	06-Jan-22	7	-	-	-	0.0%	12		26,553	23,203	29.9
	Vanuatu	11 Nov 2020	14-Dec-21	7	-	1	-	14.3%	2		109,176	69,288	22.0
	Samoa	18 Nov 2020	27-Jan-22	27	-	-	-	0.0%	14		142,433	124,583	62.3
	Micronesia	11 Jan 2021	11-Jan-21	1	-	-	-	0.0%	1		53,417	43,834	42.8
	Palau	31 May 2021	27-Jan-22	1,022	124	-	-	0.0%	5,675		19,515	17,197	79.9
	Tonga	05 Nov 2021	05-Nov-21	1	-	-	-		1		74,004	64,680	60.6
	Kiribati	25 Jan 2022	27-Jan-22	181	65	-	-	0.0%	154				
AMERICAS	USA	21 Jan 2020	27-Jan-22	74,566,387	389,984	901,569	2,889	1.2%	22,717	4,045	251,518,114	210,084,897	63.3
	Canada	25 Jan 2020	27-Jan-22	2,992,314	12,495	33,347	149	1.1%	7,873	3,343	32,275,286	29,940,348	78.7
	Brazil	26 Feb 2020	26-Jan-22	24,560,093	-	624,717	-	2.5%	11,598	239	168,921,071	149,273,731	69.8
	Mexico	28 Feb 2020	26-Jan-22	4,779,296	-	304,308	-	6.4%	3,746	341	83,386,735	76,701,452	58.9
	Saint Martin	01 Mar 2020	20-Jan-22	9,143	-	60	-	0.7%	24,059				
	Ecuador	01 Mar 2020	26-Jan-22	691,898	-	34,362	-	5.0%	3,982	758	14,605,522	13,225,378	73.9
	Dominican Republic	01 Mar 2020	27-Jan-22	550,020	2,929	4,295	2	0.8%	5,122	-	6,988,100	5,774,497	52.7
	Chile	03 Mar 2020	27-Jan-22	2,045,874	25,792	39,594	47	1.9%	10,795	6,089	17,570,993	16,887,181	87.9
	Argentina	03 Mar 2020	27-Jan-22	8,207,752	77,729	120,352	333	1.5%	18,264	2,809	39,445,508	34,414,875	75.5
	Peru	05 Mar 2020	26-Jan-22	3,070,357	-	204,769	-	6.7%	9,444	0	25,019,706	22,669,913	68.0
	Costa Rica	06 Mar 2020	26-Jan-22	668,209	-	7,505	-	1.1%	13,238	3,125	4,028,723	3,654,209	71.1
	Colombia	06 Mar 2020	26-Jan-22	5,798,799	-	133,019	-	2.3%	11,519	2,080	39,862,563	30,944,953	60.4
	French Guiana	06 Mar 2020	27-Jan-22	75,006	320	370	7	0.5%	38,365				
	Martinique	06 Mar 2020	25-Jan-22	82,813	-	826	-	1.0%	19,130				
	Paraguay	07 Mar 2020	26-Jan-22	554,182	-	17,112	-	3.1%	7,867	1,932	3,527,282	3,074,799	42.6
	Panama	10 Mar 2020	26-Jan-22	669,860	-	7,645	-	1.1%	15,775	6,725	3,103,083	2,498,778	57.0
	Bolivia	10 Mar 2020	26-Jan-22	835,170	-	20,774	-	2.5%	7,254	1,347	6,577,720	5,028,922	42.5
	Honduras	11 Mar 2020	26-Jan-22	391,874	-	10,504	-	2.7%	4,021		5,035,861	4,381,943	43.6
	Cuba	11 Mar 2020	27-Jan-22	1,033,984	2,814	8,383	7	0.8%	9,123	-	10,554,915	9,807,436	86.7
	Guyana	11 Mar 2020	26-Jan-22	58,196	-	1,154	-	2.0%	7,435	7,081	419,509	306,831	38.8
	Jamaica	12 Mar 2020	27-Jan-22	122,463	500	2,617	2	2.1%	4,154	1,325	740,904	613,112	20.6

St Vincent and the Grenadines	12 Mar 2020	26-Jan-22	6,663	-	92	-	1.4%	6,025	-	33,494	26,244	23.6
Saint Lucia	13 Mar 2020	26-Jan-22	20,192	-	326	-	1.6%	11,047		56,799	50,774	27.5
Trinidad and Tobago	13 Mar 2020	27-Jan-22	108,892	804	3,358	11	3.1%	7,806	-	731,746	686,586	48.9
Venezuela	13 Mar 2020	26-Jan-22	475,135	-	5,419	-	1.1%	1,666		18,393,519	11,608,305	40.4
Guatemala	13 Mar 2020	26-Jan-22	677,214	-	16,294	-	2.4%	4,079	590	6,860,712	5,196,578	28.5
Uruguay	13 Mar 2020	26-Jan-22	621,453	-	6,368	-	1.0%	17,952	10,659	2,877,848	2,690,153	77.2
Curacao	13 Mar 2020	27-Jan-22	36,722	128	225	3	0.6%	23,310		105,888	97,494	59.2
Puerto Rico	13 Mar 2020	26-Jan-22	448,538	-	3,754	-	0.8%	14,044		2,938,540	2,519,295	78.9
Suriname	13 Mar 2020	26-Jan-22	72,088	-	1,252	-	1.7%	12,400		264,166	232,078	39.2
Antigua and Barbuda	13 Mar 2020	26-Jan-22	6,442	-	126	-	2.0%	6,633	-	62,743	59,472	60.2
Guadeloupe	13 Mar 2020	26-Jan-22	105,319	-	773	-	0.7%	23,774				
Cayman Islands	13 Mar 2020	15-Jan-22	11,666	-	15	-	0.1%	17,962		59,188	57,353	86.3
Aruba	14 Mar 2020	26-Jan-22	32,562	-	193	-	0.6%	30,628		86,444	79,673	74.3
Bahamas	15 Mar 2020	26-Jan-22	32,282	-	731	-	2.3%	8,288	2,073	160,505	151,520	38.2
US Virgin Islands	16 Mar 2020	26-Jan-22	14,689	-	98	-	0.7%	13,776		65,879	55,077	51.8
Sint Maarten	17 Mar 2020	27-Jan-22	9,203	43	79	-	0.9%	22,593		27,492	25,436	58.6
Montserrat	17 Mar 2020	25-Jan-22	161	-	1	-	0.6%	1,724		1,789	1,517	30.5
Barbados	17 Mar 2020	26-Jan-22	41,355	-	277	-	0.7%	14,408		158,055	146,527	50.9
El Salvador	18 Mar 2020	26-Jan-22	127,012	-	3,871	-	3.0%	1,968	-	4,526,149	4,201,347	64.5
Nicaragua	18 Mar 2020	25-Jan-22	17,650	-	216	-	1.2%	270		5,200,392	3,459,236	51.6
Bermuda	18 Mar 2020	24-Jan-22	10,262	-	114	-	1.1%	16,055		46,594	45,778	73.7
Haiti	19 Mar 2020	24-Jan-22	28,561	-	783	-	2.7%	254	-	129,714	79,410	0.7
Dominica	22 Mar 2020	26-Jan-22	8,838	-	51	-	0.6%	12,308		31,195	28,903	40.1
Grenada	22 Mar 2020	25-Jan-22	11,816	-	207	-	1.8%	10,550		42,297	36,527	32.3
Belize	23 Mar 2020	26-Jan-22	49,059	-	624	-	1.3%	12,568	6,901	232,022	202,173	49.9
Turks and Caicos Islands	23 Mar 2020	26-Jan-22	5,659	-	34	-	0.6%	14,818		29,210	27,133	69.2
Saint Kitts and Nevis	24 Mar 2020	26-Jan-22	5,368	-	33	-	0.6%	10,162	3,544	27,929	25,956	48.5
British Virgin Islands	25 Mar 2020	25-Jan-22	5,809	-	49	-	0.8%	19,344		18,728	17,200	56.5

	Anguilla	26 Mar 2020	25-Jan-22	2,270	-	7	-	0.3%	17,127		10,182	9,318	61.6
	Caribbean Netherlands	01 Apr 2020	26-Jan-22	6,685	-	27	-	0.4%	37,114		19,109	16,736	63.3
	Falkland Islands	03 Apr 2020	06-Jan-22	85	-	-	-	0.0%	3,222		2,632	1,775	50.3
	Saint Pierre and Miquelon	05 Apr 2020	27-Jan-22	813	39	-	-	0.0%	11,594				
	Saint Barthelemy	25 Jul 2020	20-Jan-22	3,282	-	6	-	0.2%	38,840				
EUROPE	France	24 Jan 2020	27-Jan-22	18,122,724	392,168	130,015	268	0.7%	27,025	17,017	53,670,900	51,235,213	76.0
	Germany	27 Jan 2020	27-Jan-22	9,343,214	182,159	118,058	175	1.3%	11,239	2,467	62,838,649	61,178,758	72.9
	Finland	29 Jan 2020	27-Jan-22	470,665	6,271	1,919	25	0.4%	8,526	4,433	4,292,744	4,121,455	74.3
	Italy	30 Jan 2020	27-Jan-22	10,539,601	156,040	145,159	389	1.4%	17,479	22,763	49,923,700	45,779,884	75.8
	Russian Federation	31 Jan 2020	27-Jan-22	11,404,617	88,816	328,770	665	2.9%	7,899	4,684	76,024,218	69,414,469	47.6
	Spain	31 Jan 2020	27-Jan-22	9,660,208	130,888	92,767	176	1.0%	20,520	5,983	40,848,444	38,264,820	81.9
	Sweden	31 Jan 2020	27-Jan-22	2,015,276	41,791	15,744	10	0.8%	19,593	2,184	7,828,555	7,543,618	74.3
	United Kingdom of Great Britain	31 Jan 2020	27-Jan-22	16,245,474	96,155	155,040	338	1.0%	24,307	24,087	52,265,883	48,252,782	70.7
	Belgium	05 Feb 2020	27-Jan-22	2,939,439	61,227	28,902	39	1.0%	25,596	9,906	9,097,042	8,848,834	76.1
	Switzerland	25 Feb 2020	27-Jan-22	2,082,644	44,850	12,764	13	0.6%	24,288	12,210	6,059,801	5,910,094	67.8
	Austria	25 Feb 2020	27-Jan-22	1,727,661	43,053	14,042	12	0.8%	19,462	96,709	6,732,362	6,714,866	74.3
	Croatia	25 Feb 2020	27-Jan-22	909,674	10,500	13,625	59	1.5%	22,364	5,247	2,290,566	2,199,638	53.9
	Norway	26 Feb 2020	26-Jan-22	690,244	-	1,439	-	0.2%	12,907	6,531	4,309,694	3,979,431	72.8
	Romania	26 Feb 2020	27-Jan-22	2,114,834	31,683	59,797	71	2.8%	10,926	4,905	8,029,230	7,951,432	41.6
	Estonia	26 Feb 2020	27-Jan-22	313,685	6,234	2,023	5	0.6%	23,646	10,119	853,068	827,443	62.4
	Georgia	26 Feb 2020	27-Jan-22	1,110,168	17,484	14,840	27	1.3%	29,840	14,346	1,463,776	1,212,744	30.5
	North Macedonia	26 Feb 2020	27-Jan-22	263,206	1,859	8,312	27	3.2%	12,633	-	847,017	825,428	39.6
	Greece	26 Feb 2020	27-Jan-22	1,867,935	19,712	23,083	113	1.2%	17,431	40,162	7,717,884	7,253,048	69.9
	Denmark	27 Feb 2020	27-Jan-22	1,516,878	47,914	3,674	18	0.2%	26,070	39,989	4,844,011	4,718,858	81.2
	San Marino	27 Feb 2020	24-Jan-22	11,786	-	108	-	0.9%	34,808		24,462	21,727	63.9
Lithuania	27 Feb 2020	27-Jan-22	639,527	11,433	7,815	17	1.2%	22,948	9,801	1,939,914	1,856,581	69.0	
Netherlands	27 Feb 2020	27-Jan-22	4,131,630	64,555	21,253	14	0.5%	23,837	8,063	13,370,933	12,308,691	71.7	
Azerbaijan	27 Feb 2020	27-Jan-22	643,509	3,361	8,664	14	1.3%	6,420	1,259	5,220,001	4,734,704	46.3	

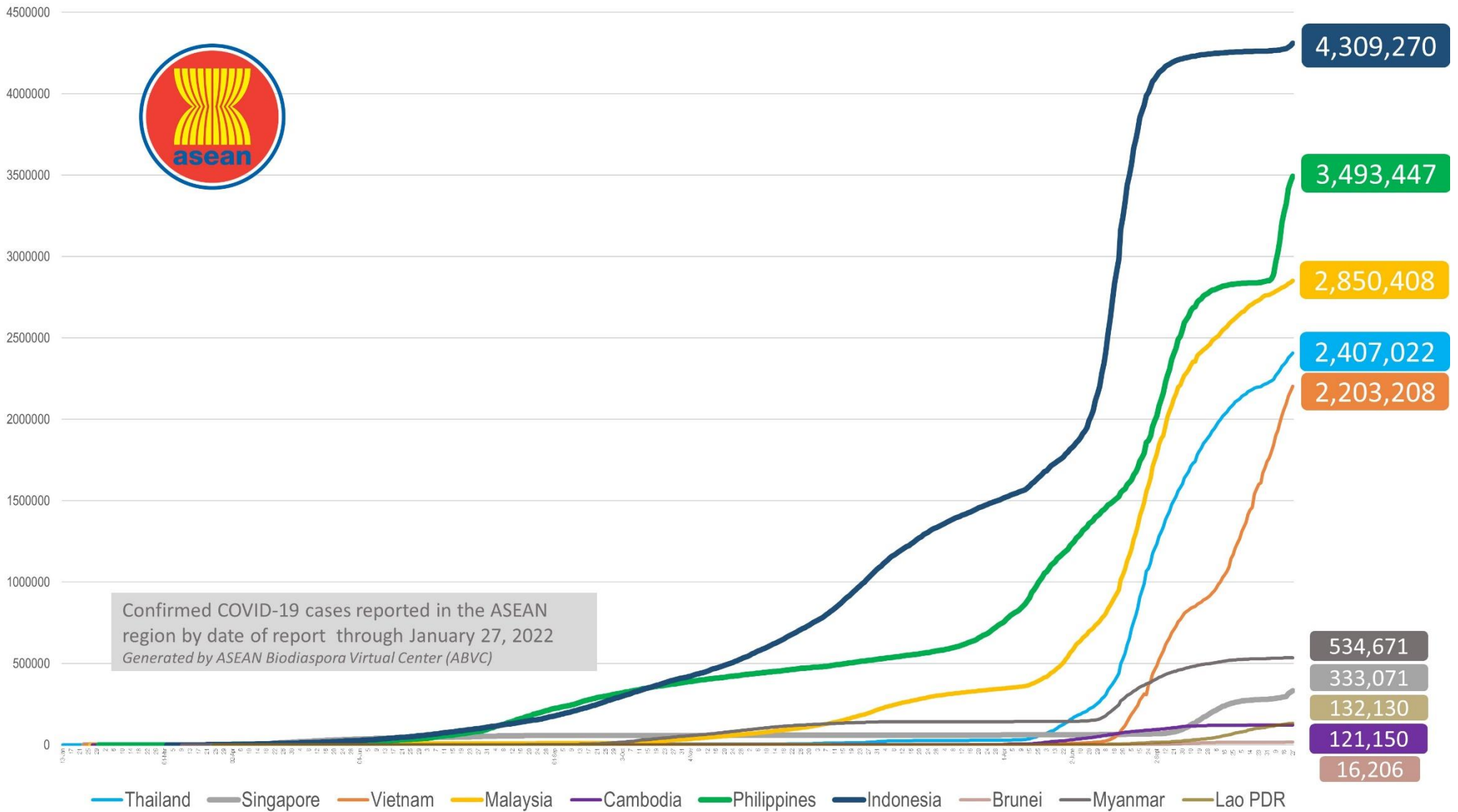
Belarus	28 Feb 2020	27-Jan-22	734,078	1,974	5,992	16	0.8%	7,754	2,785	5,141,905	3,910,921	41.4
Iceland	28 Feb 2020	27-Jan-22	63,188	1,451	46	1	0.1%	17,488	-	307,095	285,974	77.5
Ireland	28 Feb 2020	27-Jan-22	1,164,536	5,265	6,136	-	0.5%	23,567	5,725	4,011,339	3,865,324	77.6
Monaco	29 Feb 2020	27-Jan-22	8,084	156	44	-	0.5%	20,747		26,672	23,308	59.0
Czech Republic	01 Mar 2020	27-Jan-22	2,888,827	54,866	37,114	22	1.3%	27,075	12,964	6,917,156	6,766,039	63.1
Luxembourg	01 Mar 2020	27-Jan-22	150,883	3,029	947	1	0.6%	24,340	11,035	474,517	429,705	67.7
Armenia	01 Mar 2020	27-Jan-22	358,218	2,556	8,035	2	2.2%	12,111	1,286	999,891	819,841	27.6
Latvia	02 Mar 2020	27-Jan-22	363,821	9,087	4,846	18	1.3%	19,020	13,636	1,335,061	1,284,960	68.8
Portugal	02 Mar 2020	27-Jan-22	2,443,524	65,706	19,744	41	0.8%	23,794	32,561	9,555,440	9,187,807	90.4
Andorra	02 Mar 2020	26-Jan-22	35,028	-	145	-	0.4%	45,407	8,849	57,643	53,046	68.6
Liechtenstein	03 Mar 2020	27-Jan-22	8,406	110	73	-	0.9%	22,110	-	26,591	26,000	68.0
Ukraine	03 Mar 2020	27-Jan-22	3,946,202	32,393	99,738	154	2.5%	8,891	1,329	15,250,200	14,567,270	33.5
Slovenia	04 Mar 2020	27-Jan-22	656,569	14,227	5,825	15	0.9%	31,446	8,735	1,259,877	1,207,606	58.1
Hungary	04 Mar 2020	27-Jan-22	1,490,489	19,213	41,151	64	2.8%	15,256	4,313	6,345,766	6,083,949	63.2
Poland	04 Mar 2020	27-Jan-22	4,695,435	57,659	104,636	263	2.2%	12,366	3,343	22,230,267	21,633,454	57.2
Faroe Islands	04 Mar 2020	26-Jan-22	16,637	-	17	-	0.1%	34,178	110,919	41,666	40,812	83.2
Bosnia and Herzegovina	05 Mar 2020	27-Jan-22	341,913	2,632	14,243	58	4.2%	10,358	-	939,775	842,954	25.8
Gibraltar	05 Mar 2020	27-Jan-22	12,441	164	100	-	0.8%	36,916		41,335	40,666	120.7
Slovakia	06 Mar 2020	27-Jan-22	957,633	14,255	17,755	30	1.9%	17,558	8,626	2,791,181	2,646,842	48.6
Serbia	06 Mar 2020	27-Jan-22	1,616,584	17,674	13,417	40	0.8%	23,277	6,135	3,329,025	3,239,226	47.1
Vatican City	06 Mar 2020	19-Jan-22	29	-	-	-	0.0%	3,149				
Malta	07 Mar 2020	27-Jan-22	66,938	230	541	3	0.8%	13,317	9,293	462,372	446,933	86.6
Moldova	07 Mar 2020	27-Jan-22	428,934	5,366	10,600	13	2.5%	16,140		989,897	1,008,613	25.1
Bulgaria	08 Mar 2020	26-Jan-22	913,592	-	32,939	-	3.6%	13,097	6,709	1,904,143	1,983,763	28.8
Albania	09 Mar 2020	26-Jan-22	252,577	-	3,323	-	1.3%	8,849	2,145	1,225,090	1,110,743	38.7
Cyprus	09 Mar 2020	27-Jan-22	246,354	2,536	724	-	0.3%	20,554	79,435	657,878	625,178	69.8
Channel Islands	09 Mar 2020	27-Jan-22	10,998	73	30	-	0.3%	16,861		54,146	51,351	81.0
Jersey	10 Mar 2020	27-Jan-22	29,545	369	99	-	0.3%	32,534		82,027	77,911	77.1
Kazakhstan	13 Mar 2020	27-Jan-22	1,192,211	13,652	13,177	13	1.1%	6,440	-	9,146,412	8,714,897	45.9
Kosovo	13 Mar 2020	27-Jan-22	190,793	4,397	3,002	-	1.6%	10,634				
Uzbekistan	15 Mar 2020	27-Jan-22	218,477	1,117	1,551	2	0.7%	651		19,202,166	13,133,344	38.7

	Greenland	16 Mar 2020	27-Jan-22	10,359	202	5	1	0.0%	18,424		41,166	38,341	67.4
	Montenegro	17 Mar 2020	27-Jan-22	216,856	906	2,541	6	1.2%	34,857		286,697	277,387	44.2
	Kyrgyzstan	18 Mar 2020	27-Jan-22	197,081	479	2,862	4	1.5%	3,052		1,313,930	1,001,123	15.1
	Isle of Man	19 Mar 2020	26-Jan-22	21,200	-	70	-	0.3%	25,064		69,125	66,068	77.4
	Tajikistan	30 Apr 2020	27-Jan-22	17,241	12	124	-	0.7%	185		4,402,341	3,399,653	34.9
MIDDLE EAST	UAE	29 Jan 2020	27-Jan-22	835,839	2,638	2,232	4	0.3%	8,555	61,729	9,890,286	9,267,198	92.8
	Iran	19 Feb 2020	27-Jan-22	6,293,695	14,285	132,333	30	2.1%	7,591	1,512	60,568,566	53,796,203	63.3
	Israel	21 Feb 2020	27-Jan-22	2,643,026	43,570	8,541	28	0.3%	29,194	55,179	6,687,933	6,072,764	65.4
	Lebanon	21 Feb 2020	27-Jan-22	891,982	9,199	9,544	16	1.1%	13,011	-	2,424,037	1,990,620	29.4
	Kuwait	24 Feb 2020	27-Jan-22	521,341	6,515	2,490	1	0.5%	12,392	8,836	3,362,105	3,250,307	75.1
	Oman	24 Feb 2020	27-Jan-22	330,767	2,441	4,134	1	1.2%	6,649		3,148,894	2,936,467	56.2
	Bahrain	24 Feb 2020	27-Jan-22	348,655	5,255	1,402	2	0.4%	21,244	20,085	1,219,977	1,192,408	68.2
	Iraq	24 Feb 2020	27-Jan-22	2,183,402	7,609	24,330	11	1.1%	5,554	706	9,093,724	6,214,980	15.1
	Qatar	29 Feb 2020	27-Jan-22	332,800	1,952	640	2	0.2%	11,751	-	2,360,308	2,218,292	75.7
	Saudi Arabia	02 Mar 2020	27-Jan-22	670,997	4,738	8,929	2	1.3%	1,958	6,123	25,475,646	23,630,622	66.9
	Jordan	02 Mar 2020	27-Jan-22	1,184,856	7,691	13,142	18	1.1%	11,729	3,882	4,568,137	4,185,382	40.8
	Palestine	05 Mar 2020	27-Jan-22	504,992	4,548	5,076	2	1.0%	10,778		2,079,315	1,530,174	29.3
	Syria	22 Mar 2020	26-Jan-22	51,124	-	2,977	-	5.8%	299		2,277,523	932,422	5.1
	Yemen	10 Apr 2020	27-Jan-22	10,842	54	2,005	2	18.5%	37		566,474	315,083	1.0
AFRICA	Egypt	14 Feb 2020	26-Jan-22	415,468	-	22,460	-	5.4%	414		37,848,068	26,217,949	25.2
	Algeria	25 Feb 2020	27-Jan-22	245,698	2,130	6,539	13	2.7%	571		7,247,787	5,796,432	13.0
	Nigeria	28 Feb 2020	26-Jan-22	252,753	-	3,134	-	1.2%	126	61	13,772,458	5,199,824	2.5
	Tunisia	02 Mar 2020	27-Jan-22	876,245	9,800	26,096	45	3.0%	7,493	3,123	7,089,669	6,206,900	52.0
	Morocco	02 Mar 2020	27-Jan-22	1,120,087	5,560	15,270	33	1.4%	3,071	924	24,741,440	23,154,349	62.0
	Senegal	02 Mar 2020	27-Jan-22	84,709	96	1,939	2	2.3%	520	148	1,316,775	963,489	5.6
	South Africa	05 Mar 2020	27-Jan-22	3,594,499	4,100	94,651	160	2.6%	6,138	725	19,488,784	16,501,024	27.5
	Cameroon	06 Mar 2020	21-Jan-22	114,113	-	1,867	-	1.6%	441		837,860	663,317	2.4
	Togo	06 Mar 2020	26-Jan-22	36,421	-	267	-	0.7%	451	206	1,415,448	1,075,383	12.7
	Burkina Faso	09 Mar 2020	26-Jan-22	20,591	-	366	-	1.8%	101		1,169,097	771,895	3.6
	Democratic Republic of Congo	10 Mar 2020	27-Jan-22	84,926	49	1,278	-	1.5%	98		314,160	166,385	0.2
	Ivory Coast	11 Mar 2020	26-Jan-22	80,396	-	782	-	1.0%	313	136	5,166,682	2,315,338	8.6
	Reunion	11 Mar 2020	25-Jan-22	180,531	-	500	-	0.3%	23,236				
	Ghana	13 Mar 2020	22-Jan-22	156,392	-	1,384	-	0.9%	514	114	6,877,682	3,138,206	9.9
	Guinea	13 Mar 2020	26-Jan-22	36,013	-	416	-	1.2%	282		3,436,013	1,865,839	13.8
	Gabon	13 Mar 2020	26-Jan-22	46,469	-	301	-	0.6%	2,139	-	277,616	221,631	9.7
	Sudan	13 Mar 2020	27-Jan-22	57,106	511	3,422	11	6.0%	133		3,194,518	1,436,636	3.2
	Kenya	13 Mar 2020	27-Jan-22	320,918	152	5,567	2	1.7%	610	536	6,387,024	5,150,338	9.4
	Ethiopia	13 Mar 2020	27-Jan-22	463,921	456	7,303	11	1.6%	414	171	9,372,021	1,600,543	1.4

Central African Republic	14 Mar 2020	25-Jan-22	13,840	-	109	-	0.8%	292		530,449	505,201	10.3
Seychelles	14 Mar 2020	27-Jan-22	36,559	2,192	149	6	0.4%	37,448		83,419	78,598	79.5
Rwanda	14 Mar 2020	26-Jan-22	128,509	-	1,434	-	1.1%	1,018	1,491	8,394,931	5,435,180	40.9
Namibia	14 Mar 2020	27-Jan-22	155,623	121	3,947	10	2.5%	6,239	500	417,240	354,975	13.7
Swaziland	14 Mar 2020	27-Jan-22	68,239	34	1,373	2	2.0%	5,943		365,273	328,701	28.0
Mauritania	14 Mar 2020	27-Jan-22	57,919	125	940	3	1.6%	1,280	12,365	1,442,475	955,826	20.0
Mayotte	14 Mar 2020	27-Jan-22	36,225	59	187	-	0.5%	22,777				
Equatorial Guinea	15 Mar 2020	26-Jan-22	15,774	-	182	-	1.2%	1,163	419	251,474	204,181	14.1
Republic of Congo	15 Mar 2020	27-Jan-22	23,653	168	371	-	1.6%	440		622,886	583,609	10.3
Benin	16 Mar 2020	26-Jan-22	26,450	-	163	-	0.6%	224	-	2,039,793	1,625,516	13.1
Liberia	16 Mar 2020	24-Jan-22	7,243	-	289	-	4.0%	147		1,017,128	984,421	19.0
Tanzania	16 Mar 2020	26-Jan-22	32,920	-	778	-	2.4%	57		2,079,930	1,359,225	2.2
Somalia	16 Mar 2020	24-Jan-22	25,388	-	1,335	-	5.3%	164		1,305,856	867,137	5.3
Gambia	17 Mar 2020	17-Jan-22	11,572	-	347	-	3.0%	493	-	317,855	304,688	12.3
Zambia	17 Mar 2020	27-Jan-22	304,002	736	3,907	1	1.3%	1,702	325	806,611	1,612,504	8.5
Mauritius	18 Mar 2020	27-Jan-22	25,570	115	762	-	3.0%	2,020		947,513	909,900	71.5
Djibouti	18 Mar 2020	27-Jan-22	15,411	15	189	-	1.2%	1,583		126,874	86,946	8.7
Niger	19 Mar 2020	27-Jan-22	8,632	16	297	-	3.4%	37		1,424,863	1,010,152	4.0
Chad	19 Mar 2020	24-Jan-22	7,073	-	190	-	2.7%	44		254,847	120,105	0.7
Zimbabwe	20 Mar 2020	27-Jan-22	228,943	167	5,321	5	2.3%	1,563	313	4,248,576	3,276,998	21.7
Cape Verde	20 Mar 2020	27-Jan-22	55,595	52	393	-	0.7%	10,109		321,577	268,046	47.7
Madagascar	20 Mar 2020	22-Jan-22	57,375	-	1,223	-	2.1%	213	40	817,386	767,113	2.7
Uganda	21 Mar 2020	25-Jan-22	161,192	-	3,510	-	2.2%	364	135	10,669,724	1,930,017	4.1
Eritrea	21 Mar 2020	27-Jan-22	9,436	28	97	1	1.0%	266				
Angola	21 Mar 2020	26-Jan-22	97,812	-	1,892	-	1.9%	307		9,287,396	4,540,048	13.4
Mozambique	22 Mar 2020	27-Jan-22	223,413	301	2,164	1	1.0%	736	469	10,471,943	8,648,564	26.9
Libya	24 Mar 2020	27-Jan-22	416,223	3,157	5,979	12	1.4%	6,141		2,012,448	975,651	14.0
Guinea-Bissau	25 Mar 2020	26-Jan-22	7,508	-	154	-	2.1%	391		394,027	24,133	1.2
Mali	25 Mar 2020	27-Jan-22	29,949	54	711	1	2.4%	152		1,021,729	630,636	3.0
Botswana	30 Mar 2020	24-Jan-22	245,904	-	2,565	-	1.0%	10,674	2,390	1,193,823	1,079,089	45.0
Sierra Leone	31 Mar 2020	27-Jan-22	7,611	3	125	-	1.6%	97		747,044	385,232	4.7
Burundi	31 Mar 2020	12-Jan-22	36,371	-	14	-	0.0%	315		6,400	6,016	0.1
Malawi	02 Apr 2020	27-Jan-22	84,224	119	2,544	7	3.0%	452	1,140	1,501,273	798,160	4.1
South Sudan	05 Apr 2020	26-Jan-22	16,752	-	137	-	0.8%	151	1,379	273,500	225,964	2.0
Sao Tome and Principe	06 Apr 2020	27-Jan-22	5,867	11	69	-	1.2%	2,728		88,983	61,405	27.5
Comoros	30 Apr 2020	27-Jan-22	7,824	3	159	-	2.0%	920		335,408	246,139	27.7
Lesotho	13May 2020	23-Jan-22	32,049	-	690	-	2.2%	1,508		745,528	735,610	34.1
			349,519,140	3,019,783	5,342,126	8,101	1.5%					

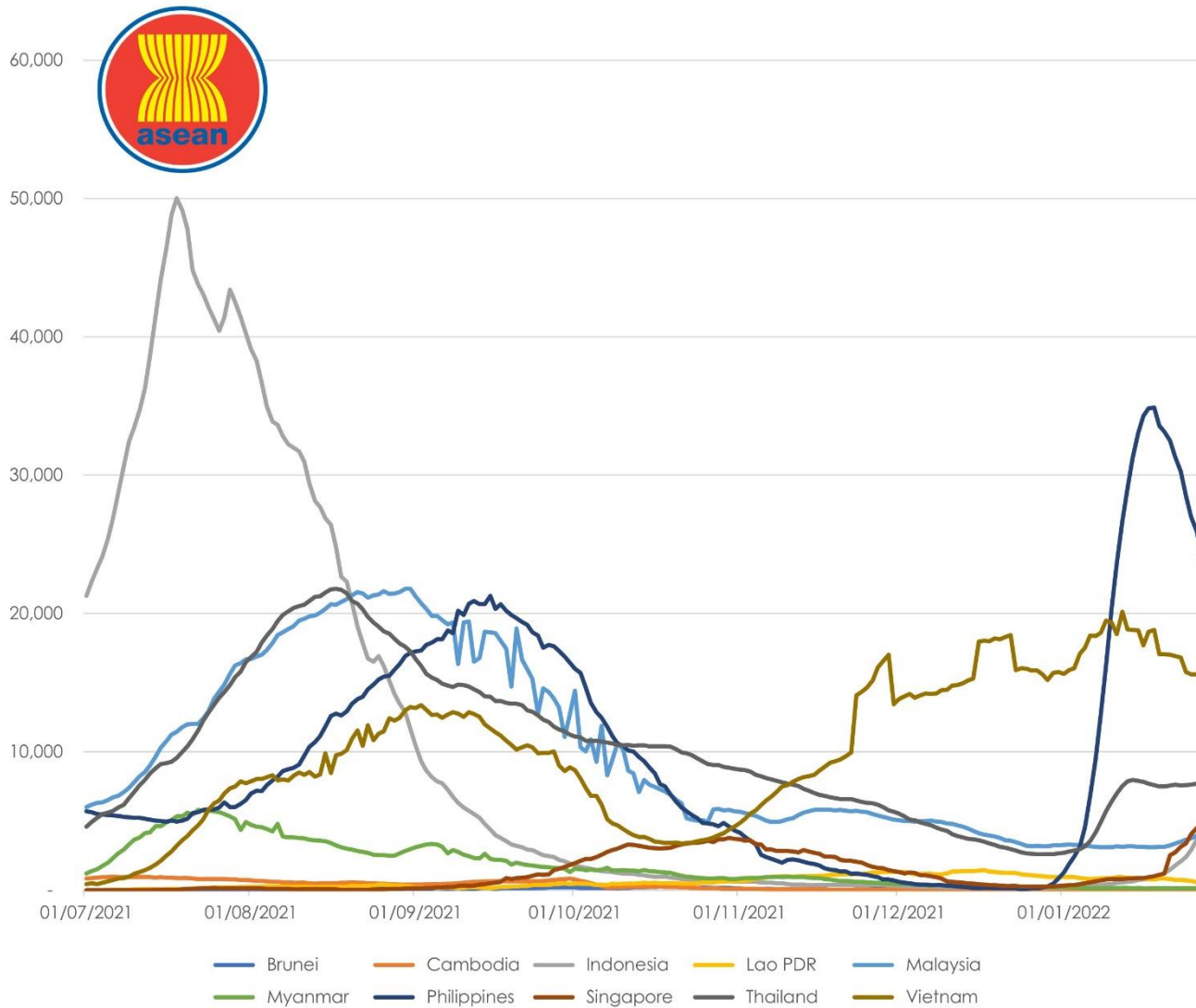
COVID-19 Epi curve among ASEAN Countries

as of 27 January 2022



7-Day Rolling Average of COVID-19 new cases: July 2021 to 2022

as of 27 January 2022

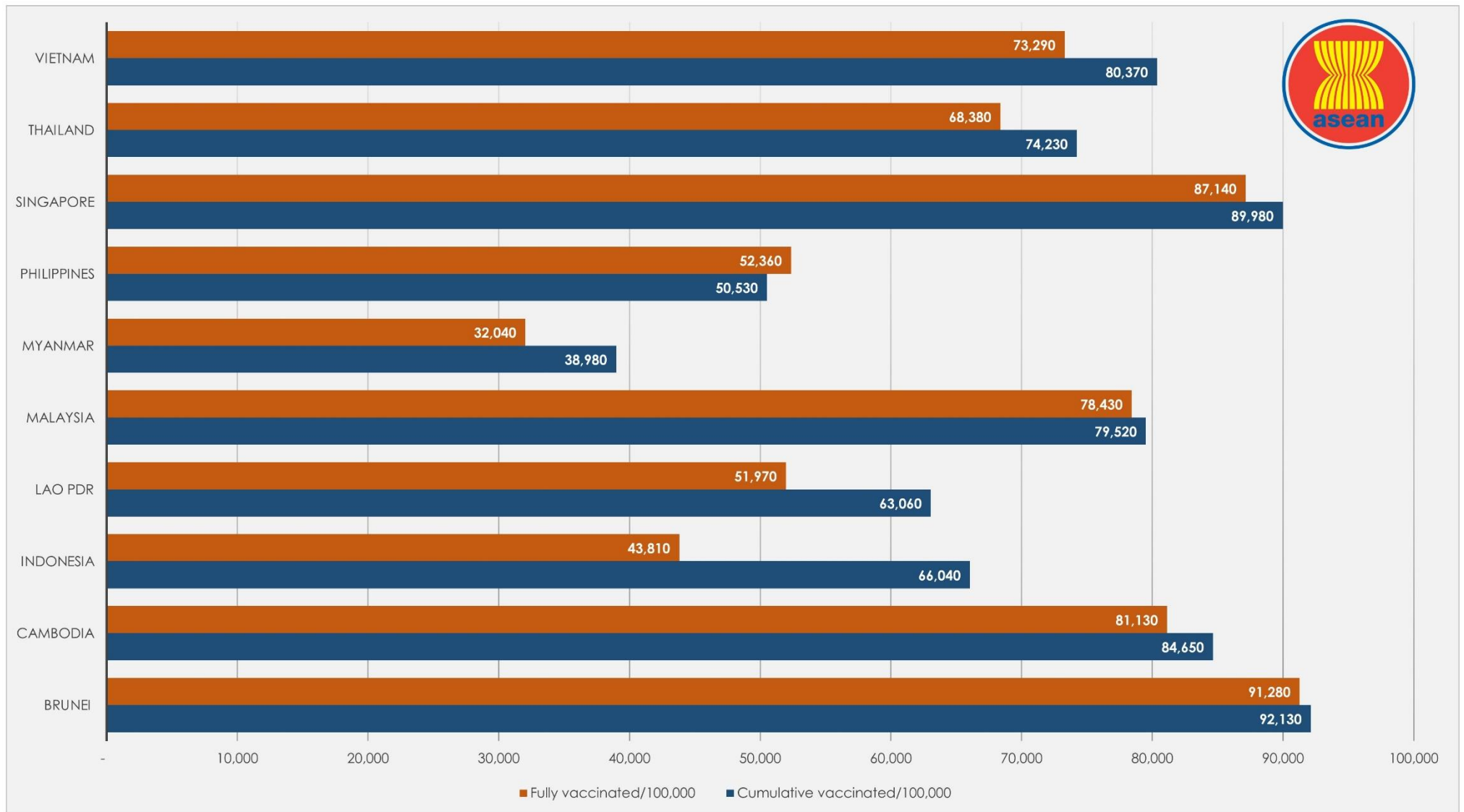


ASEAN Country	New Cases Rate of Change 7-Day Window*	P-value
Brunei	-3.33	0.169
Cambodia	0.33	0.098
Indonesia	484.88	0
Lao PDR	-41.83	0
Malaysia	153.64	0
Myanmar	-0.54	0.498
Philippines	-1396.39	0
Singapore	345.23	0
Thailand	22.25	0.017
Vietnam	-303.03	0.003

**Beta coefficient of linear line of best fit; equal to the rate of change in the 7-day rolling average of new cases over the past 7 days (as of January 27, 2022)

COVID-19 Vaccination Status


as of 27 January 2022



Note: Philippine data on "Cumulative People Vaccinated" not updated

Outlook Assessment

as of 25 January 2022

 ASEAN MEMBER STATE	REQUIREMENT							
	At least 80% of the high-risk population has been vaccinated with at least one dose of a COVID-19 vaccine.		At least 65% of the total population has a level of immunity to COVID-19; either recovered from COVID-19 or have been vaccinated with at least one dose of a COVID-19 vaccine.		Case levels are generally low (a 7-day rolling average number of daily new cases that is <10 cases per 100,000, with each day's past-14-day test positivity is consistently <5%).		Government Policy on containment and health (strictness and comprehensiveness in COVID-19 related government policies)	
	% of High risk population fully vaccinated	Population vaccinated/day (7-day average)	% of Total population fully vaccinated	Population vaccinated/day (7-day average)	Daily cases/100,000	Test positivity last 14 days	Containment and health index score - Oxford COVID-19 Government Response Tracker (OxCGRT)	Change over the past 30 days
Brunei	≥90.0	Unknown	≥ 90.0	Unknown	5.34	Unknown	60.7/100	-7.2
Cambodia	≥90.0	0%/day	87.1	0.02%/day	0.21	Unknown	55.4/100	0.0
Indonesia	61.3	0.76%/day	46.4	unknown	1.36	0.9	63.4/100	0.0
Lao PDR	≥90.0	0%/day	56.8	Unknown	8.14	33.5	62.9/100	-5.3
Malaysia	≥90.0	0%/day	78.9	0.01%/day	10.31	2.9	55.7/100	0.0
Myanmar	≥ 90.0	unknown-	33.2	Unknown	0.24	1.5	78.9/100	0.0
Philippines	≥90.0	0%/day	55.4	0.4%/day	24.0	18.9	78.3/100	-1.8
Singapore	≥90.0	0%/day	84.3	0.08%/day	78.96	4.4	62.9/100	-1.4
Thailand	≥90.0	0%/day	69.5	0.15%/day	11.08	10.7	56.5	+1.1
Vietnam	81.7	unknown	77.6	unknown	16.2	25.0	74.4/100	0.0

