

COVID-19 Situational Report in the ASEAN Region

ASEAN BioDiaspora Virtual Center (ABVC)

as of February 28, 2022



Canada



COVID-19: Highlights and Situation Overview

Global Update

- Worldwide, there have been over 436 million cases and almost 6 million deaths attributed to COVID-19.
- Based on the BlueDot COVID-19 Data Suite, as of February 24, the top five countries with the highest seven-day rolling average number of daily new cases are Germany, Russia, South Korea, Turkey, and Brazil. The top five countries with the highest seven-day rolling average number of daily new cases per million population are Iceland, Brunei Darussalam, Latvia, Denmark, and New Caledonia. As of February 24, Oceania is the continent with the largest proportion of countries (31%, or five out of 16) with a high incidence rate (>350 per 100,000 over the past 14 days) and a stable or increasing trend in daily new cases over the last seven days. Africa has the highest proportion of countries (14%, or eight out of 56) with a low (≤ 140) to moderate (140.1 - 350) incidence rate and an increasing trend in new cases over the last seven days. Africa has the highest proportion of countries (68%, or 38 out of 56) reporting a low incidence rate (≤ 140) with a stable or decreasing trend in new cases. Of note, several countries may be underreporting cases due to limited testing capacity.

Regional Update

- Philippines' Inter-Agency Task Force for the Management of Emerging Infectious Diseases (IATF-EID) approved on February 27 (Sunday) the amendments to the guidelines on the nationwide implementation of the Alert Level System for COVID-19 response. The National Capital Region and 38 other areas will be placed under Alert Level 1 from March 1 to March 15. Under Alert Level 1, the IATF said there are no restrictions in terms of indoor and outdoor capacities. All establishments, persons, or activities are likewise allowed to operate, work, or be undertaken at total on-site or venue seating capacity, provided these are consistent with minimum public health standards. Meanwhile, face-to-face classes for primary education shall be subject to prior approval of the Office of the President.
- Vietnam reported another record high of daily COVID-19 infections on February 27 (Sunday) with 86,990 cases, bringing the total number of COVID-19 cases in the country to 3,321,005. Vietnamese capital Hanoi remained the epidemic hotspot with 11,517 cases, followed by the northern Quang Ninh province with 5,997 cases, and the northern Lang Son province with 4,960 cases.

Vaccine Update

- Based on BlueDot COVID-19 Data Suite, a total of 10 countries accounted for 67% of all vaccinations administered globally as of February 24. The top five countries/territories with the highest number of cumulative people fully vaccinated per 100,000 population are Gibraltar (121,220), United Arab Emirates (94,640), Brunei Darussalam (91,510), Portugal (91,500), and Singapore (89,820). Conversely, the five countries with the lowest number of cumulative people fully vaccinated per 100,000 population are Burundi (70), the Democratic Republic of the Congo (370), Chad (840), Haiti (860), and Yemen (1,220).
- Based on Malaysia's CovidNow portal, 22,948,424 individuals or 97.5% of the adult population have completed COVID-19 vaccination, 23,228,204 individuals or 98.7% have received at least one dose, and 14,578,408 individuals or 62.0% of the adult population have received the COVID-19 vaccine booster dose as of February 27 (Sunday). For adolescents aged 12 to 17, a total of 2,800,661 individuals or 90% of the age group have completed their vaccination while 2,894,898 or 93% have received at least one dose. Meanwhile, a total of 846,486

individuals or 23.8% of children aged between five and 11 years old have received their first dose of COVID-19 vaccine under the National COVID-19 Immunization Programme for Children (PICKids). A total of 101,136 doses of vaccine were administered on February 27 (Tuesday), comprising 42,144 as first dose, 537 as second dose and 58,455 as booster dose, bringing the cumulative figure for vaccines given out under the National COVID-19 Immunization Programme (PICK) to 67,089,834.

- Indonesia's State-run pharmaceutical firm PT Bio Farma will be producing COVID-19 vaccine using the mRNA technology after the country has been appointed by the World Health Organization (WHO) as one of the beneficiaries of the vaccine technology transfer. PT Bio Farma is the only vaccine company in Indonesia selected to receive mRNA technology from WHO. According to the company director, Bio Farma will learn to master this mRNA technology platform, for types of vaccines other than COVID-19, because mRNA is a rapid response and fast technology in vaccine development and production, adding that this mRNA technology can also be used to manufacture therapeutic products, such as cancer drugs. As of February 27, the country reported a total of 346.4 million doses administered in the country with

Travel Advisories (new update/s)

- Indonesia: The Indonesian government will conduct a trial on receiving international travellers without quarantine in Bali starting March 14 under certain conditions. Currently, Indonesia implements a five-day quarantine requirement for anyone arriving from abroad and starting March 1 (Tuesday), the government will only implement three-day quarantine for those who already received their booster vaccine dose. However, on March 14, quarantine requirements will be dropped following certain guidelines. Foreign travellers must show confirmed hotel booking for at least four days and should present proof that they received complete or booster vaccine doses against COVID-19. In addition, travellers will take a polymerase chain reaction (PCR) test upon arrival and agree to wait for the results in their hotel room until the negative test results come out. After being declared negative, they can be free to do any activities but has to take another PCR test on the third day at their respective hotels. In addition, for international events held in Bali during this trial period without quarantine, the participants will be required to take daily antigen tests without exception.
- Philippines: The National Capital Region and 38 other provinces in Alert Level 1 will be implemented from March 1 to March 15. Under this Alert Level, everyone can undertake intrazonal and interzonal travel without regard to age and even comorbidities. For intrazonal and interzonal travels involving public land transportation between an area with a higher alert level classification and an area under Alert Level 1, the passenger capacity shall be that which has the lower passenger capacity rate between the point of origin and point of destination. For aviation, maritime and rail public transport operating in and out of Alert Levels 1 areas, the passenger capacity will be at 100%. In addition, the use of acrylic and/or plastic dividers in public transportation shall not be required and the use of the Safe, Swift and Smart Passage (S-PaSS) travel management system shall likewise not be required for interzonal travel to areas under Alert Level 1.

Cases and Deaths as of 28 February 2022

- As of 28 February 2022 (2PM, GMT+8), worldwide, there were **436,110,429** confirmed cases, including **5,974,764** deaths. Globally, Case Fatality Rate (CFR) was **1.4**.
- In **China**, there were **223,662** confirmed cases with **5,986** deaths, including deaths in Hong Kong (497) and Taiwan (853). Confirmed cases in China include confirmed cases in Hong Kong (94,056), Macau (81) and Taiwan (20,433). CFR was **2.7**.
- **20,425,526 confirmed cases** of COVID-19 have been reported in the ASEAN region with a total of **324,324 deaths**, with a CFR of **1.6**.

REGION	COUNTRY	FIRST CONFIRMED CASE(S)	LATEST REPORT ON CONFIRMED CASE(S)	TOTAL CONFIRMED CASES	NEW CASES (7-Day Rolling Average)	TOTAL DEATHS	NEW DEATHS (7-Day Rolling Average)	CASE FATALITY RATE	CUMULATIVE CASES/ 100,000	NUMBER OF TESTS LAST 14 DAYS/ 100,000	CUMULATIVE VACCINATED	CUMULATIVE FULLY VACCINATED	FULLY VACCINATED / 100
ASEAN REGION	Brunei	10 Mar 20	27-Feb-22	59,447	3,962 (3,495)	121	6 (2)	0.2%	13,720		407,394	404,051	91.5
	Cambodia	27 Jan 20	27-Feb-22	129,920	372 (490)	3,032	- (2)	2.3%	788	235	14,401,837	13,827,084	81.6
	Indonesia	02 Mar 20	27-Feb-22	5,539,394	34,976 (48,841)	148,073	229 (244)	2.7%	2,047	1,349	190,310,509	142,517,246	51.6
	Lao PDR	24 Mar 20	27-Feb-22	142,609	135 (218)	621	- (2)	0.4%	1,989	205	4,842,963	4,280,530	58.0
	Malaysia	25 Jan 20	27-Feb-22	3,419,636	24,466 (24,784)	32,674	40 (41)	1.0%	10,627	8,186	26,825,248	25,746,620	78.6
	Myanmar	23 Mar 20	27-Feb-22	586,198	4,361 (2,933)	19,365	9 (5)	3.3%	1,085	808	23,440,147	20,768,335	37.9
	Philippines	30 Jan 20	27-Feb-22	3,661,049	1,029 (1,264)	56,401	50 (102)	1.5%	3,386	-	56,110,301	62,652,101	56.4
	Singapore	23 Jan 20	27-Feb-22	696,652	16,857 (16,288)	999	13 (8)	0.1%	12,214		4,977,864	4,898,322	89.8
	Thailand	13 Jan 20	27-Feb-22	2,869,616	24,719 (22,472)	22,894	42 (38)	0.8%	4,121	527	53,384,111	49,573,268	70.9
	Vietnam	23 Jan 20	27-Feb-22	3,321,005	86,990 (76,216)	40,144	94 (92)	1.2%	3,443	1,379	79,462,137	76,747,997	78.2
				20,425,526	197,867	324,324	483	1.6%					

Note: Population of each member state has remained constant.

- **415,485,707 confirmed cases** of COVID-19 have been reported in **224 countries/states** (other than China, Hong Kong, Taiwan, Macau, and ASEAN countries):

REGION	COUNTRY	FIRST CONFIRMED CASE(S)	LATEST REPORT ON CONFIRMED CASE(S)	TOTAL CONFIRMED CASES	NEW CASES	TOTAL DEATHS	NEW DEATHS	CASE FATALITY RATE	CUMULATIVE CASES/ 100,000	NUMBER OF TESTS LAST 14 DAYS/ 100,000	CUMULATIVE IMMUNIZED	CUMULATIVE FULLY VACCINATED	FULLY VACCINATED / 100
ASIA PACIFIC	Japan	16 Jan 2020	27-Feb-22	4,940,995	63,703	23,336	144	0.5%	3,913	1,582	101,672,246	100,178,635	79.5
	South Korea	20 Jan 2020	27-Feb-22	2,994,841	163,558	7,944	49	0.3%	5,792	8,997	44,835,692	44,333,632	86.4
	Nepal	24 Jan 2020	27-Feb-22	976,865	94	11,935	1	1.2%	3,415	363	21,481,168	17,235,938	58.1
	Australia	25 Jan 2020	27-Feb-22	2,829,173	16,315	5,159	27	0.2%	11,030	3,871	22,026,289	20,459,281	79.3
	Sri Lanka	27 Jan 2020	27-Feb-22	645,037	977	16,190	24	2.5%	2,958	546	16,866,777	14,127,410	65.7
	India	30 Jan 2020	27-Feb-22	42,916,117	10,273	513,724	243	1.2%	3,141	939	964,304,634	782,222,068	56.1
	Afghanistan	24 Feb 2020	27-Feb-22	173,395	215	7,593	8	4.4%	456		4,801,524	4,125,717	10.4
	Pakistan	26 Feb 2020	27-Feb-22	1,508,504	847	30,173	20	2.0%	697	305	124,309,711	96,218,183	42.7
	New Zealand	28 Feb 2020	26-Feb-22	71,122	-	56	-	0.1%	1,446	7,739	4,252,448	3,959,279	77.2
	Bhutan	05 Mar 2020	27-Feb-22	12,194	374	6	-	0.0%	1,598	14,734	594,872	572,425	73.4
	Maldives	07 Mar 2020	27-Feb-22	169,148	517	296	2	0.2%	31,857	8,878	398,072	370,710	68.2
	Bangladesh	08 Mar 2020	27-Feb-22	1,942,680	864	29,033	9	1.5%	1,191	210	103,358,935	78,019,525	46.9

	Mongolia	10 Mar 2020	27-Feb-22	464,045	320	2,168	1	0.5%	14,388	4,106	2,271,377	2,172,714	65.3
	Turkey	10 Mar 2020	27-Feb-22	14,025,181	49,792	94,232	206	0.7%	16,811	6,585	57,659,736	52,771,929	62.1
	French Polynesia	12 Mar 2020	23-Feb-22	64,349	-	637	-	1.0%	23,040		183,320	166,049	58.8
	Guam	15 Mar 2020	26-Feb-22	44,238	-	322	-	0.7%	26,443		149,403	134,682	79.9
	New Caledonia	17 Mar 2020	25-Feb-22	53,007	-	299	-	0.6%	18,418		187,385	178,784	62.0
	Fiji	18 Mar 2020	25-Feb-22	63,756	-	833	-	1.3%	7,164	228	666,958	618,454	68.5
	Papua New Guinea	21 Mar 2020	24-Feb-22	41,038	-	638	-	1.6%	468		301,838	241,019	2.6
	Timor Leste	21 Mar 2020	27-Feb-22	22,668	19	128	-	0.6%	1,753	686	674,828	568,544	42.3
	Northern Mariana Islands	28 Mar 2020	26-Feb-22	9,534	-	29	-	0.3%	16,663		45,022	42,743	82.4
	North Korea	24 Jul 2020	25-Jul-20	1	-	-	-	0.0%	0				
	Solomon Islands	03 Oct 2020	25-Feb-22	6,654	-	92	-	1.4%	993		200,876	84,320	12.0
	Wallis et Futuna	17 Oct 2020	03-Dec-21	454	-	7	-	1.5%	2,833		6,151	6,136	55.3
	Marshall Islands	26 Oct 2020	06-Jan-22	7	-	-	-	0.0%	12		27,874	23,655	30.4
	Vanuatu	11 Nov 2020	24-Feb-22	18	-	1	-	5.6%	6		110,907	78,231	24.9
	Samoa	18 Nov 2020	02-Feb-22	33	-	-	-	0.0%	17		145,989	130,289	65.1
	Micronesia	11 Jan 2021	11-Jan-21	1	-	-	-	0.0%	1		59,361	48,200	47.1
	Palau	31 May 2021	26-Feb-22	3,726	-	6	-	0.2%	20,691		20,228	17,826	82.8
	Tonga	05 Nov 2021	26-Feb-22	355	-	-	-	0.0%	340		75,868	69,092	64.7
	Kiribati	25 Jan 2022	26-Feb-22	2,904	-	11	-	0.4%	2,469		74,579	46,015	37.9
AMERICAS	USA	21 Jan 2020	27-Feb-22	80,564,709	4,416	972,984	54	1.2%	24,544	2,309	253,307,984	214,455,390	64.6
	Canada	25 Jan 2020	27-Feb-22	3,283,586	4,212	36,537	29	1.1%	8,640	1,776	32,556,780	30,840,082	81.0
	Brazil	26 Feb 2020	26-Feb-22	28,749,552	-	649,184	-	2.3%	13,577	921	177,174,489	154,310,603	72.1
	Mexico	28 Feb 2020	27-Feb-22	5,502,586	13,459	318,014	331	5.8%	4,313	103	85,083,649	78,750,047	60.5
	Saint Martin	01 Mar 2020	24-Feb-22	9,877	-	63	-	0.6%	25,991				
	Ecuador	01 Mar 2020	24-Feb-22	827,760	-	35,223	-	4.3%	4,764	360	14,753,523	13,517,813	75.6
	Dominican Republic	01 Mar 2020	26-Feb-22	574,071	-	4,368	-	0.8%	5,346	397	7,103,309	5,853,859	53.4

Chile	03 Mar 2020	27-Feb-22	3,041,400	25,770	42,200	130	1.4%	16,048	6,312	17,750,044	17,170,537	89.4
Argentina	03 Mar 2020	27-Feb-22	8,897,178	3,610	126,120	72	1.4%	19,798	882	40,283,881	35,949,655	78.8
Peru	05 Mar 2020	27-Feb-22	3,512,404	3,762	210,407	178	6.0%	10,804	1,978	25,305,958	23,330,762	69.9
Costa Rica	06 Mar 2020	25-Feb-22	802,472	-	7,999	-	1.0%	15,898	1,196	4,152,664	3,787,890	73.7
Colombia	06 Mar 2020	26-Feb-22	6,060,793	-	138,598	-	2.3%	12,040	708	41,219,162	33,318,561	65.0
French Guiana	06 Mar 2020	25-Feb-22	77,652	-	391	-	0.5%	39,718				
Martinique	06 Mar 2020	23-Feb-22	112,901	-	876	-	0.8%	26,080				
Paraguay	07 Mar 2020	27-Feb-22	640,552	739	18,346	13	2.9%	9,093	654	3,761,096	3,169,397	43.9
Panama	10 Mar 2020	27-Feb-22	754,905	543	8,073	10	1.1%	17,777	2,235	3,205,857	2,547,518	58.1
Bolivia	10 Mar 2020	26-Feb-22	893,048	-	21,419	-	2.4%	7,757	648	6,887,620	5,548,888	46.9
Honduras	11 Mar 2020	24-Feb-22	411,212	-	10,720	-	2.6%	4,219		5,299,044	4,560,702	45.3
Cuba	11 Mar 2020	27-Feb-22	1,069,387	630	8,494	-	0.8%	9,436	-	10,602,860	9,873,957	87.3
Guyana	11 Mar 2020	26-Feb-22	62,891	-	1,220	-	1.9%	8,034	-	429,982	324,175	41.0
Jamaica	12 Mar 2020	27-Feb-22	127,961	45	2,813	2	2.2%	4,340	658	764,769	648,481	21.8
St Vincent and the Grenadines	12 Mar 2020	27-Feb-22	6,739	1	106	-	1.6%	6,094	346	34,939	28,798	25.9
Saint Lucia	13 Mar 2020	27-Feb-22	22,667	18	358	-	1.6%	12,401		57,622	51,912	28.2
Trinidad and Tobago	13 Mar 2020	26-Feb-22	126,934	-	3,617	-	2.8%	9,099	-	740,765	701,881	50.0
Venezuela	13 Mar 2020	26-Feb-22	514,315	-	5,631	-	1.1%	1,804		22,157,232	14,287,370	49.8
Guatemala	13 Mar 2020	26-Feb-22	776,262	-	16,961	-	2.2%	4,675	-	7,108,561	5,514,834	30.2
Uruguay	13 Mar 2020	26-Feb-22	838,341	-	6,961	-	0.8%	24,217	4,717	2,963,851	2,727,745	78.3
Curacao	13 Mar 2020	26-Feb-22	38,915	-	261	-	0.7%	24,702		106,676	98,124	59.5
Puerto Rico	13 Mar 2020	26-Feb-22	473,124	-	4,101	-	0.9%	14,814		3,037,979	2,594,790	81.3
Suriname	13 Mar 2020	27-Feb-22	78,092	22	1,316	1	1.7%	13,432	391	265,860	234,910	39.7
Antigua and Barbuda	13 Mar 2020	26-Feb-22	7,437	-	135	-	1.8%	7,658	-	63,492	60,963	61.8
Guadeloupe	13 Mar 2020	23-Feb-22	126,642	-	837	-	0.7%	28,587				
Cayman Islands	13 Mar 2020	23-Feb-22	19,373	-	17	-	0.1%	29,828		59,591	57,869	87.0
Aruba	14 Mar 2020	26-Feb-22	33,676	-	211	-	0.6%	31,676		87,350	80,409	75.0
Bahamas	15 Mar 2020	25-Feb-22	33,108	-	771	-	2.3%	8,501	886	162,601	153,291	38.6
US Virgin Islands	16 Mar 2020	26-Feb-22	15,395	-	109	-	0.7%	14,438		67,425	55,901	52.6

Sint Maarten	17 Mar 2020	27-Feb-22	9,548	2	85	-	0.9%	23,440		27,803	25,776	59.4
Montserrat	17 Mar 2020	08-Feb-22	163	-	2	-	1.2%	1,745		1,861	1,739	34.9
Barbados	17 Mar 2020	26-Feb-22	54,902	-	313	-	0.6%	19,128		159,869	148,993	51.8
El Salvador	18 Mar 2020	24-Feb-22	147,786	-	4,062	-	2.7%	2,290	-	4,554,203	4,233,066	64.9
Nicaragua	18 Mar 2020	22-Feb-22	18,004	-	220	-	1.2%	275		5,371,365	3,822,334	57.0
Bermuda	18 Mar 2020	24-Feb-22	11,490	-	123	-	1.1%	17,976		46,961	46,041	74.2
Haiti	19 Mar 2020	27-Feb-22	30,340	4	820	-	2.7%	269	-	150,155	99,729	0.9
Dominica	22 Mar 2020	24-Feb-22	11,016	-	57	-	0.5%	15,341		32,027	29,400	40.7
Grenada	22 Mar 2020	26-Feb-22	13,696	-	214	-	1.6%	12,228		42,855	37,338	33.0
Belize	23 Mar 2020	25-Feb-22	56,597	-	650	-	1.1%	14,499	11,923	233,957	205,869	50.8
Turks and Caicos Islands	23 Mar 2020	25-Feb-22	5,860	-	36	-	0.6%	15,344		31,082	29,032	74.0
Saint Kitts and Nevis	24 Mar 2020	27-Feb-22	5,530	4	42	-	0.8%	10,469	1,361	31,100	26,256	49.0
British Virgin Islands	25 Mar 2020	23-Feb-22	6,074	-	62	-	1.0%	20,226		18,899	17,307	56.9
Anguilla	26 Mar 2020	23-Feb-22	2,528	-	9	-	0.4%	19,073		10,230	9,500	62.8
Caribbean Netherlands	01 Apr 2020	25-Feb-22	7,564	-	31	-	0.4%	41,994		19,109	16,736	63.3
Falkland Islands	03 Apr 2020	11-Feb-22	90	-	-	-	0.0%	3,412		2,632	1,775	50.3
Saint Pierre and Miquelon	05 Apr 2020	24-Feb-22	1,070	-	1	-	0.1%	15,260				
Saint Barthelemy	25 Jul 2020	24-Feb-22	3,758	-	6	-	0.2%	44,473				
EUROPE												
France	24 Jan 2020	26-Feb-22	22,646,732	-	138,059	-	0.6%	33,771	4,969	53,919,894	52,212,735	77.4
Germany	27 Jan 2020	27-Feb-22	14,745,169	95,241	123,328	45	0.8%	17,737	2,579	63,414,709	62,604,449	74.6
Finland	29 Jan 2020	25-Feb-22	637,729	-	2,364	-	0.4%	11,552	2,861	4,469,379	4,222,103	76.1
Italy	30 Jan 2020	27-Feb-22	12,764,558	31,878	154,560	144	1.2%	21,169	9,432	50,611,389	47,366,045	78.5
Russian Federation	31 Jan 2020	27-Feb-22	16,291,116	116,093	350,927	769	2.2%	11,284	5,765	78,284,278	71,601,909	49.1
Spain	31 Jan 2020	25-Feb-22	10,977,524	-	99,410	-	0.9%	23,318	2,397	41,034,001	38,929,905	83.3
Sweden	31 Jan 2020	25-Feb-22	2,441,142	-	17,107	-	0.7%	23,734	696	7,803,088	7,579,223	74.6
United Kingdom of Great Britain	31 Jan 2020	25-Feb-22	18,804,765	-	161,224	-	0.9%	28,136	13,534	52,598,276	48,937,756	71.8
Belgium	05 Feb 2020	26-Feb-22	3,544,034	-	30,121	-	0.8%	30,860	3,798	9,208,674	9,048,663	77.8

Switzerland	25 Feb 2020	25-Feb-22	2,753,342	-	13,208	-	0.5%	32,110	6,388	6,076,681	5,971,553	68.5
Austria	25 Feb 2020	27-Feb-22	2,659,532	23,274	14,787	25	0.6%	29,960	77,329	6,781,590	6,525,616	72.2
Croatia	25 Feb 2020	27-Feb-22	1,054,596	1,028	15,030	18	1.4%	25,927	2,338	2,305,857	2,226,540	54.6
Norway	26 Feb 2020	27-Feb-22	1,225,866	8,560	1,598	-	0.1%	22,922	3,948	4,328,065	4,018,093	73.5
Romania	26 Feb 2020	27-Feb-22	2,728,727	4,247	63,353	59	2.3%	14,097	4,277	8,139,594	8,048,227	42.1
Estonia	26 Feb 2020	27-Feb-22	492,149	4,194	2,225	12	0.5%	37,099	7,909	857,047	837,900	63.2
Georgia	26 Feb 2020	27-Feb-22	1,603,007	4,835	16,138	41	1.0%	43,087	10,445	1,566,334	1,244,951	31.3
North Macedonia	26 Feb 2020	27-Feb-22	297,081	852	9,001	20	3.0%	14,259	12,125	850,807	831,524	39.9
Greece	26 Feb 2020	27-Feb-22	2,405,401	8,214	25,785	66	1.1%	22,446	35,340	7,850,810	7,479,588	72.1
Denmark	27 Feb 2020	27-Feb-22	2,618,025	15,588	4,584	46	0.2%	44,994	19,100	4,844,704	4,741,589	81.6
San Marino	27 Feb 2020	21-Feb-22	14,207	-	112	-	0.8%	41,958	-	24,570	21,777	64.0
Lithuania	27 Feb 2020	27-Feb-22	900,519	3,609	8,410	23	0.9%	32,313	3,935	1,945,869	1,869,319	69.5
Netherlands	27 Feb 2020	27-Feb-22	6,332,772	27,383	21,548	3	0.3%	36,536	4,089	13,447,203	12,351,489	71.9
Azerbaijan	27 Feb 2020	27-Feb-22	785,301	1,041	9,400	22	1.2%	7,835	1,323	5,280,393	4,772,019	46.7
Belarus	28 Feb 2020	27-Feb-22	917,468	4,135	6,470	16	0.7%	9,691	3,289	5,460,847	4,497,626	47.6
Iceland	28 Feb 2020	25-Feb-22	123,373	-	61	-	0.0%	34,146	10,229	309,374	289,020	78.4
Ireland	28 Feb 2020	25-Feb-22	1,292,212	-	6,475	-	0.5%	26,150	3,607	4,048,761	3,963,148	79.5
Monaco	29 Feb 2020	27-Feb-22	9,377	18	51	-	0.5%	24,066	-	28,875	25,667	65.0
Czech Republic	01 Mar 2020	27-Feb-22	3,574,328	5,611	38,592	34	1.1%	33,500	6,917	6,941,589	6,840,853	63.8
Luxembourg	01 Mar 2020	25-Feb-22	181,903	-	988	-	0.5%	29,344	4,528	478,779	433,374	68.3
Armenia	01 Mar 2020	27-Feb-22	419,693	270	8,449	16	2.0%	14,190	1,889	1,067,296	876,951	29.6
Latvia	02 Mar 2020	27-Feb-22	649,504	5,427	5,230	7	0.8%	33,956	13,267	1,341,742	1,297,810	69.5
Portugal	02 Mar 2020	27-Feb-22	3,258,409	7,107	21,039	38	0.6%	31,729	10,857	9,645,467	9,305,603	91.5
Andorra	02 Mar 2020	25-Feb-22	37,999	-	151	-	0.4%	49,259	1,124	57,791	53,208	68.8
Liechtenstein	03 Mar 2020	27-Feb-22	11,809	57	78	-	0.7%	31,061	-	26,706	26,353	68.9
Ukraine	03 Mar 2020	24-Feb-22	4,809,624	-	105,505	-	2.2%	10,836	829	15,729,617	15,221,792	35.0
Slovenia	04 Mar 2020	27-Feb-22	891,950	909	6,292	16	0.7%	42,719	29,963	1,263,676	1,217,919	58.6
Hungary	04 Mar 2020	25-Feb-22	1,779,174	-	43,752	-	2.5%	18,211	3,114	6,390,568	6,161,000	64.0
Poland	04 Mar 2020	27-Feb-22	5,660,493	8,897	111,316	39	2.0%	14,907	2,830	22,503,994	22,145,854	58.6
Faroe Islands	04 Mar 2020	20-Feb-22	32,044	-	24	-	0.1%	65,829	18,631	41,715	40,895	83.4
Bosnia and Herzegovina	05 Mar 2020	25-Feb-22	370,652	-	15,411	-	4.2%	11,228	-	943,394	846,080	25.9

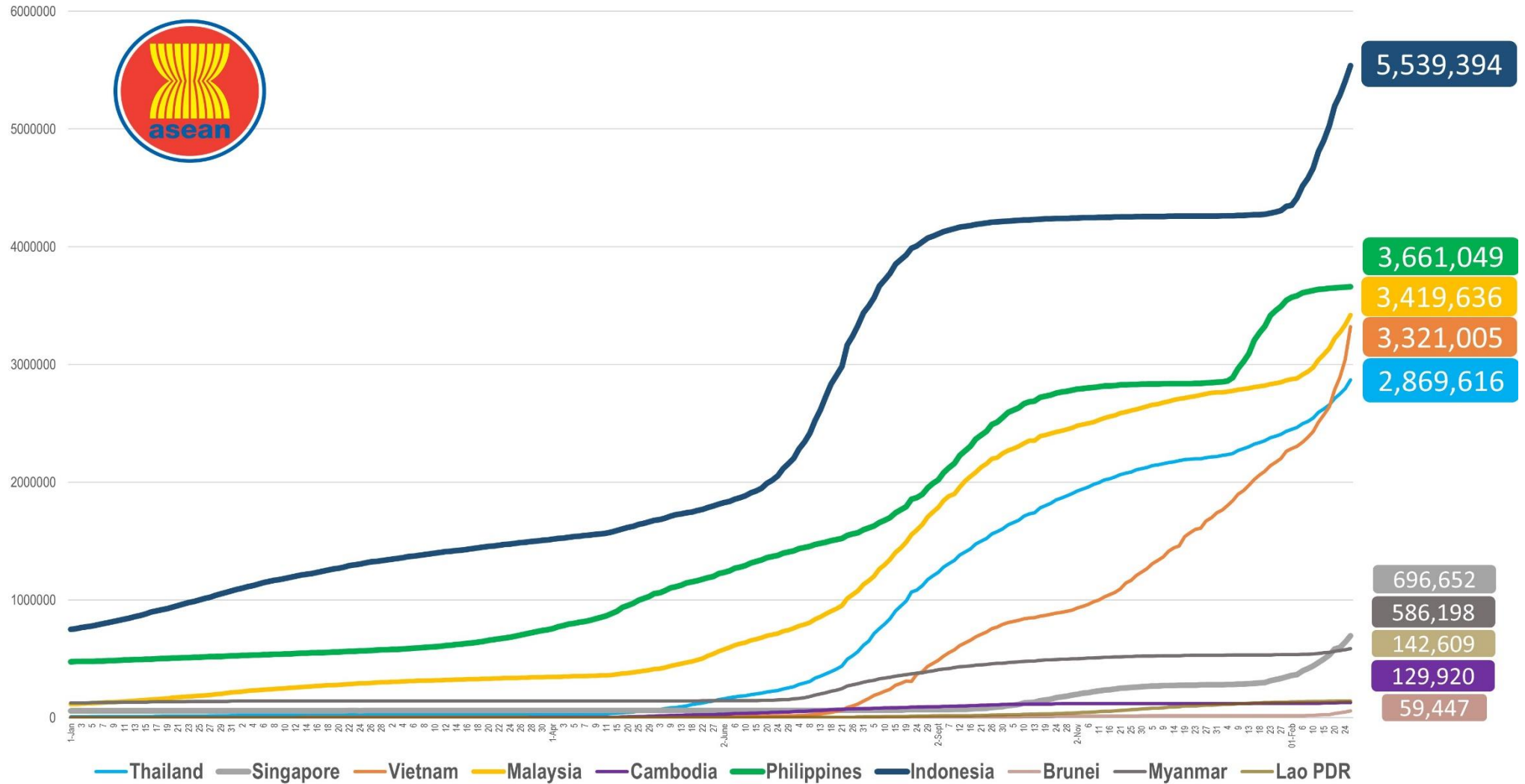
	Gibraltar	05 Mar 2020	25-Feb-22	15,313	-	101	-	0.7%	45,438		41,705	40,840	121.2
	Slovakia	06 Mar 2020	27-Feb-22	1,442,194	8,264	18,453	40	1.3%	26,443	9,120	2,816,740	2,740,401	50.3
	Serbia	06 Mar 2020	27-Feb-22	1,908,272	2,130	15,199	44	0.8%	27,477	2,838	3,342,056	3,259,103	47.4
	Vatican City	06 Mar 2020	19-Jan-22	29	-	-	-	0.0%	3,149				
	Malta	07 Mar 2020	27-Feb-22	71,235	56	604	2	0.8%	14,172	4,134	469,699	462,190	89.6
	Moldova	07 Mar 2020	27-Feb-22	501,312	1,168	11,213	28	2.2%	18,863		989,897	1,035,442	25.7
	Bulgaria	08 Mar 2020	26-Feb-22	1,087,796	-	35,458	-	3.3%	15,594	3,784	1,904,143	2,042,630	29.6
	Albania	09 Mar 2020	25-Feb-22	271,141	-	3,458	-	1.3%	9,500	323	1,265,923	1,188,503	41.4
	Cyprus	09 Mar 2020	27-Feb-22	320,160	2,993	854	6	0.3%	26,712	96,626	687,604	644,497	71.9
	Channel Islands	09 Mar 2020	22-Feb-22	13,503	-	31	-	0.2%	20,701		54,146	51,351	81.0
	Jersey	10 Mar 2020	25-Feb-22	36,881	-	112	-	0.3%	40,612		82,582	78,825	78.0
	Kazakhstan	13 Mar 2020	27-Feb-22	1,302,059	351	13,592	13	1.0%	7,033	-	9,367,506	8,961,969	47.2
	Kosovo	13 Mar 2020	25-Feb-22	225,853	-	3,108	-	1.4%	12,588		898,435	813,881	45.7
	Uzbekistan	15 Mar 2020	27-Feb-22	236,299	125	1,633	3	0.7%	704		18,328,631	12,866,678	37.9
	Greenland	16 Mar 2020	25-Feb-22	11,715	-	16	-	0.1%	20,836		41,229	38,474	67.7
	Montenegro	17 Mar 2020	27-Feb-22	230,120	284	2,676	2	1.2%	36,989		288,443	279,939	44.6
	Kyrgyztan	18 Mar 2020	27-Feb-22	200,478	20	2,956	2	1.5%	3,105		1,430,022	1,151,975	17.4
	Isle of Man	19 Mar 2020	25-Feb-22	22,660	-	79	-	0.3%	26,790		69,375	66,598	78.0
	Tajikistan	30 Apr 2020	20-Feb-22	17,388	-	124	-	0.7%	187		4,659,726	3,871,743	39.7
MIDDLE EAST	UAE	29 Jan 2020	27-Feb-22	879,368	622	2,301	-	0.3%	9,000	50,223	9,890,291	9,465,009	94.7
	Iran	19 Feb 2020	27-Feb-22	7,040,467	9,524	136,631	241	1.9%	8,491	1,457	62,640,464	55,262,698	65.0
	Israel	21 Feb 2020	27-Feb-22	3,618,445	4,680	10,126	8	0.3%	39,968	11,361	6,698,743	6,119,901	65.9
	Lebanon	21 Feb 2020	27-Feb-22	1,066,840	1,533	10,079	10	0.9%	15,561	-	2,486,652	2,144,504	31.7
	Kuwait	24 Feb 2020	27-Feb-22	619,310	607	2,537	1	0.4%	14,721	6,573	3,382,899	3,271,835	75.6
	Oman	24 Feb 2020	27-Feb-22	381,381	1,763	4,242	4	1.1%	7,666		3,205,004	2,990,954	57.3
	Bahrain	24 Feb 2020	27-Feb-22	512,306	2,916	1,453	3	0.3%	31,216	16,488	1,227,305	1,197,343	68.5
	Iraq	24 Feb 2020	27-Feb-22	2,301,590	945	24,975	15	1.1%	5,855	414	9,725,861	6,673,946	16.2
	Qatar	29 Feb 2020	27-Feb-22	356,671	308	668	1	0.2%	12,594	8,396	2,360,308	2,218,292	75.7
	Saudi Arabia	02 Mar 2020	27-Feb-22	744,374	632	8,996	2	1.2%	2,172	2,671	25,792,668	23,964,566	67.8
	Jordan	02 Mar 2020	27-Feb-22	1,623,474	6,296	13,814	16	0.9%	16,071	6,360	4,647,221	4,316,650	42.0
	Palestine	05 Mar 2020	27-Feb-22	645,947	1,310	5,501	5	0.9%	13,787		2,079,315	1,530,174	29.3
	Syria	22 Mar 2020	27-Feb-22	54,380	-	3,068	-	5.6%	319		2,135,220	1,171,878	6.4
	Yemen	10 Apr 2020	27-Feb-22	11,769	9	2,134	1	18.1%	40		614,653	372,918	1.2
AFRICA	Egypt	14 Feb 2020	26-Feb-22	480,727	-	23,992	-	5.0%	479		40,088,514	29,465,603	28.3
	Algeria	25 Feb 2020	27-Feb-22	264,855	149	6,831	8	2.6%	615		7,403,900	6,003,539	13.5

Nigeria	28 Feb 2020	27-Feb-22	254,501	40	3,142	-	1.2%	127	70	17,133,379	7,596,737	3.6
Tunisia	02 Mar 2020	26-Feb-22	995,713	-	27,702	-	2.8%	8,514	951	7,152,362	6,324,537	53.0
Morocco	02 Mar 2020	27-Feb-22	1,160,892	142	15,978	8	1.4%	3,183	490	24,823,790	23,266,161	62.3
Senegal	02 Mar 2020	26-Feb-22	85,666	-	1,960	-	2.3%	526	97	1,438,609	1,022,478	6.0
South Africa	05 Mar 2020	27-Feb-22	3,673,257	1,266	99,231	38	2.7%	6,273	585	20,249,900	17,162,477	28.6
Cameroon	06 Mar 2020	24-Feb-22	119,240	-	1,923	-	1.6%	461		1,066,951	807,168	3.0
Togo	06 Mar 2020	26-Feb-22	36,798	-	272	-	0.7%	455	137	1,415,448	1,075,383	12.7
Burkina Faso	09 Mar 2020	20-Feb-22	20,751	-	375	-	1.8%	102	15	2,105,939	1,137,715	5.3
Democratic Republic of Congo	10 Mar 2020	25-Feb-22	85,999	-	1,335	-	1.6%	99		606,108	339,384	0.4
Ivory Coast	11 Mar 2020	26-Feb-22	81,467	-	792	-	1.0%	317	96	5,812,567	3,746,414	13.9
Reunion	11 Mar 2020	22-Feb-22	292,126	-	640	-	0.2%	37,599				
Ghana	13 Mar 2020	16-Feb-22	159,124	-	1,442	-	0.9%	523	125	7,473,144	4,570,431	14.4
Guinea	13 Mar 2020	21-Feb-22	36,393	-	440	-	1.2%	285		3,531,742	1,875,830	13.9
Gabon	13 Mar 2020	24-Feb-22	47,520	-	303	-	0.6%	2,187	382	277,616	221,631	9.7
Sudan	13 Mar 2020	24-Feb-22	61,376	-	3,901	-	6.4%	143	-	5,126,250	2,333,416	5.2
Kenya	13 Mar 2020	27-Feb-22	322,930	24	5,639	-	1.7%	614	108	8,650,876	7,482,080	13.6
Ethiopia	13 Mar 2020	27-Feb-22	468,674	49	7,460	2	1.6%	418	49	17,181,449	3,671,816	3.1
Central African Republic	14 Mar 2020	14-Feb-22	14,187	-	113	-	0.8%	299	-	744,672	712,447	14.5
Seychelles	14 Mar 2020	22-Feb-22	39,181	-	160	-	0.4%	40,134		84,003	79,659	80.5
Rwanda	14 Mar 2020	27-Feb-22	129,489	6	1,457	-	1.1%	1,025	1,098	8,693,749	7,533,782	56.8
Namibia	14 Mar 2020	26-Feb-22	157,193	-	4,007	-	2.5%	6,302	495	434,330	368,434	14.2
Swaziland	14 Mar 2020	27-Feb-22	69,130	5	1,390	-	2.0%	6,021		378,854	336,066	28.7
Mauritania	14 Mar 2020	27-Feb-22	58,632	6	979	1	1.7%	1,296	482	1,520,227	1,024,055	21.5
Mayotte	14 Mar 2020	25-Feb-22	36,662	-	187	-	0.5%	23,052				
Equatorial Guinea	15 Mar 2020	24-Feb-22	15,877	-	182	-	1.1%	1,171	382	251,474	204,181	14.1
Republic of Congo	15 Mar 2020	25-Feb-22	23,967	-	378	-	1.6%	445		675,865	635,227	11.2
Benin	16 Mar 2020	16-Feb-22	26,567	-	163	-	0.6%	225	-	2,269,942	1,767,745	14.2
Liberia	16 Mar 2020	15-Feb-22	7,360	-	290	-	3.9%	149		1,116,709	1,084,591	20.9
Tanzania	16 Mar 2020	22-Feb-22	33,620	-	798	-	2.4%	58		2,545,391	1,716,894	2.8
Somalia	16 Mar 2020	21-Feb-22	26,313	-	1,348	-	5.1%	170		1,354,850	870,006	5.3
Gambia	17 Mar 2020	16-Feb-22	11,924	-	365	-	3.1%	508	-	330,027	316,887	12.7
Zambia	17 Mar 2020	27-Feb-22	312,707	96	3,952	1	1.3%	1,751	180	806,611	1,871,847	9.9
Mauritius	18 Mar 2020	26-Feb-22	30,858	-	786	-	2.5%	2,438		993,298	947,467	74.4
Djibouti	18 Mar 2020	26-Feb-22	15,547	-	189	-	1.2%	1,597	435	135,347	95,364	9.5
Niger	19 Mar 2020	23-Feb-22	8,746	-	306	-	3.5%	38	19	1,447,985	1,030,514	4.1
Chad	19 Mar 2020	22-Feb-22	7,246	-	190	-	2.6%	45	-	271,031	142,452	0.8
Zimbabwe	20 Mar 2020	26-Feb-22	235,803	-	5,393	-	2.3%	1,610	220	4,351,621	3,384,590	22.4
Cape Verde	20 Mar 2020	26-Feb-22	55,881	-	401	-	0.7%	10,161		347,561	294,775	52.5
Madagascar	20 Mar 2020	27-Feb-22	63,659	226	1,366	16	2.1%	236	-	1,007,538	956,396	3.4
Uganda	21 Mar 2020	25-Feb-22	163,250	-	3,588	-	2.2%	369	90	12,742,231	10,544,040	22.4

Eritrea	21 Mar 2020	26-Feb-22	9,700	-	103	-	1.1%	274				
Angola	21 Mar 2020	24-Feb-22	98,701	-	1,899	-	1.9%	310	60	10,427,400	5,278,086	15.6
Mozambique	22 Mar 2020	27-Feb-22	225,038	20	2,192	-	1.0%	741	44	11,857,441	10,244,461	31.9
Libya	24 Mar 2020	27-Feb-22	493,548	1,394	6,250	9	1.3%	7,282		2,142,860	1,083,376	15.6
Guinea-Bissau	25 Mar 2020	25-Feb-22	7,985	-	166	-	2.1%	416		514,200	337,928	16.8
Mali	25 Mar 2020	27-Feb-22	30,378	13	722	-	2.4%	155		1,130,408	767,093	3.7
Botswana	30 Mar 2020	25-Feb-22	263,950	-	2,619	-	1.0%	11,458	2,491	1,389,603	1,129,165	47.1
Sierra Leone	31 Mar 2020	24-Feb-22	7,665	-	125	-	1.6%	98		1,480,815	936,846	11.5
Burundi	31 Mar 2020	25-Feb-22	38,063	-	15	-	0.0%	330	144	8,969	8,447	0.1
Malawi	02 Apr 2020	27-Feb-22	85,328	33	2,615	3	3.1%	458	34	1,515,203	799,824	4.1
South Sudan	05 Apr 2020	25-Feb-22	16,955	-	137	-	0.8%	153	19	381,712	333,634	2.9
Sao Tome and Principe	06 Apr 2020	27-Feb-22	5,934	1	72	-	1.2%	2,759		88,983	61,405	27.5
Comoros	30 Apr 2020	27-Feb-22	8,033	1	160	-	2.0%	944		341,102	301,218	33.9
Lesotho	13May 2020	25-Feb-22	32,612	-	696	-	2.1%	1,534		782,175	727,528	33.7
			415,485,707	793,580	5,644,494	3,546	1.4%					

COVID-19 Epi curve among ASEAN Countries:

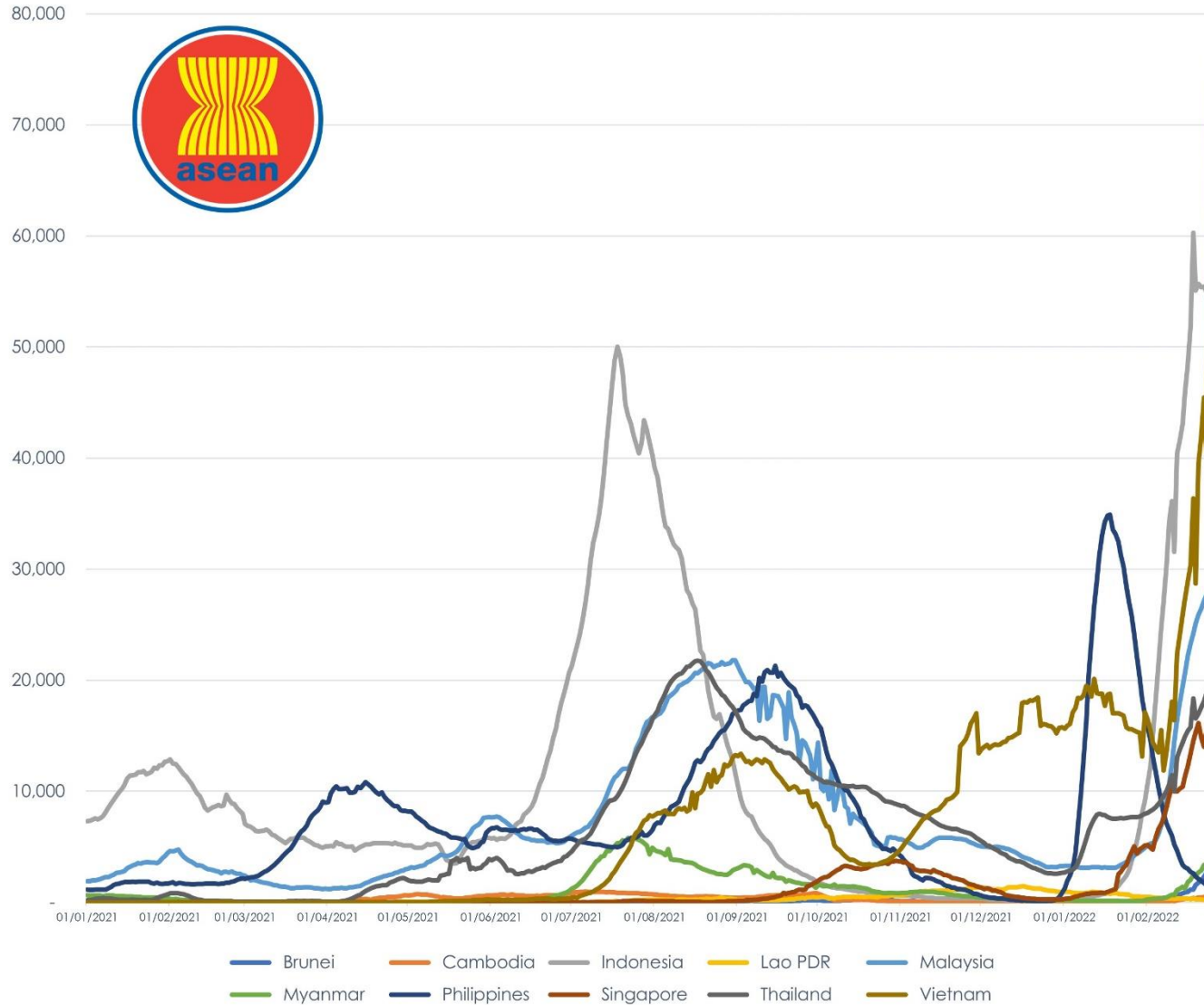
From January 1, 2021 to February 27, 2022



Cumulative cases of COVID-19 in the ASEAN Region as of February 27, 2022 (Report generated by ASEAN Biodiaspora Virtual Center)

7-Day Rolling Average of COVID-19 new cases

From January 1, 2021 to February 27, 2022

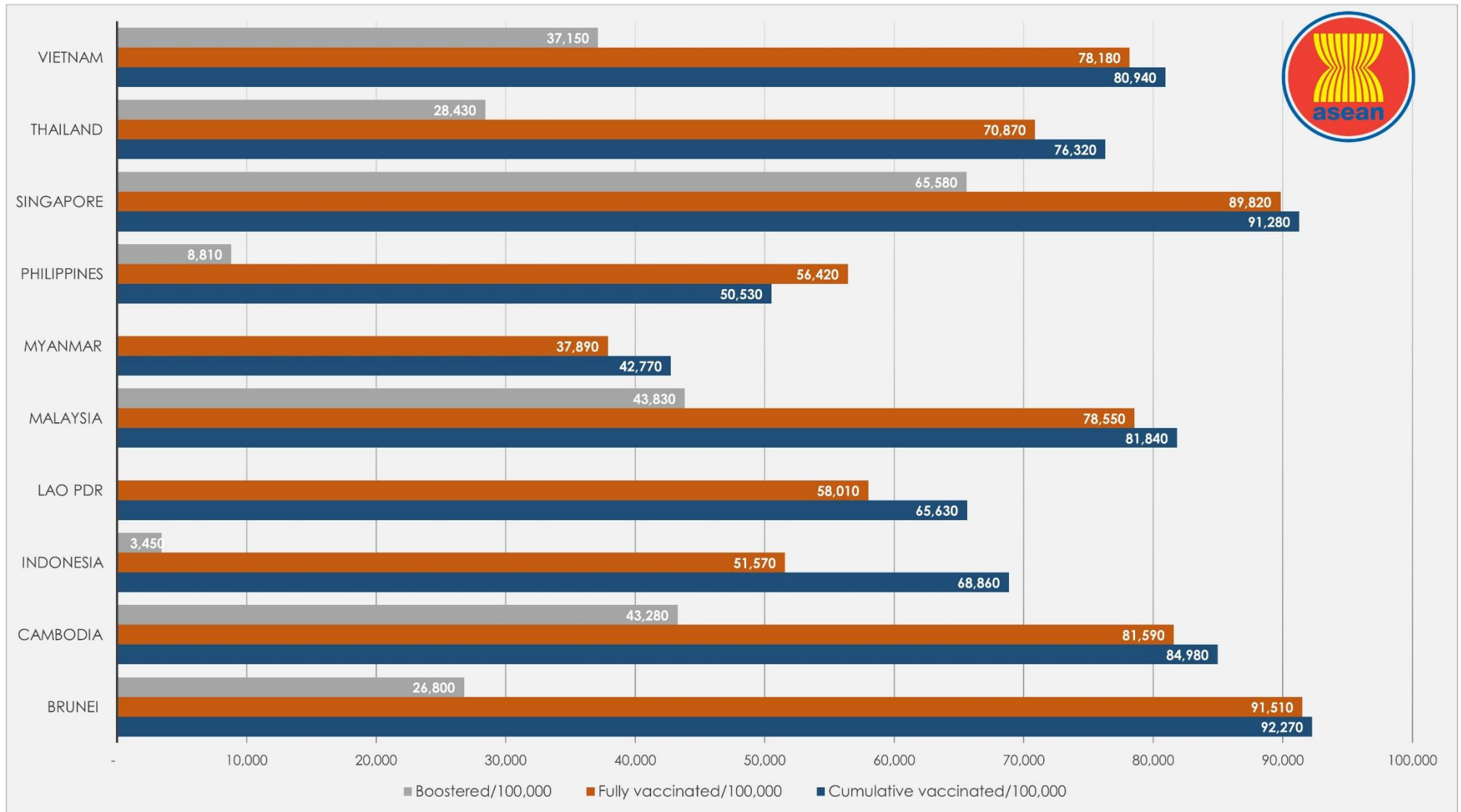


ASEAN Country	New Cases Rate of Change 7-Day Window*	P-value
Brunei	256.7	0
Cambodia	10.4	0.25
Indonesia	-1119.2	0.001
Lao PDR	-10	0.03
Malaysia	-35.3	0.91
Myanmar	-35.9	0.43
Philippines	-109.7	0
Singapore	308.6	0.01
Thailand	842.9	0
Vietnam	6632.3	0.002

**Beta coefficient of linear line of best fit; equal to the rate of change in the 7-day rolling average of new cases over the past 7 days (as of February 27, 2022)

COVID-19 Vaccination Status


as of 27 February 2022



Note: Philippine data on "Cumulative People Vaccinated" not updated

COVID-19 Outlook Assessment

as of 24 February 2022

 ASEAN MEMBER STATE	REQUIREMENT							
	At least 80% of the high-risk population has been vaccinated with at least one dose of a COVID-19 vaccine.		At least 65% of the total population has a level of immunity to COVID-19; either recovered from COVID-19 or have been vaccinated with at least one dose of a COVID-19 vaccine.		Case levels are generally low (a 7-day rolling average number of daily new cases that is <10 cases per 100,000, with each day's past-14-day test positivity is consistently <5%).		Government Policy on containment and health (strictness and comprehensiveness in COVID-19 related government policies)	
	% of High risk population fully vaccinated	Population vaccinated/day (7-day average)	% of Total population fully vaccinated / boosted	Population vaccinated/day (7-day average)	Daily cases/100,000	Test positivity last 14 days	Containment and health index score - Oxford COVID-19 Government Response Tracker (OxCGRT)	Change over the past 30 days
Brunei	≥90.0	Unknown	≥90.0/26.8	Unknown	788.56	Unknown	67.9/100	0.0
Cambodia	≥90.0	0%/day	87.7/43.3	0.02%/day	3.36	12.9	37.5/100	-11.0
Indonesia	≥90.0	0%/day	54.6/3.5	0.22%/day	19.43	17.1	61.6/100	0.0
Lao PDR	≥90.0	0%/day	63.3/ND	0.15%/day	3.25	37.4	74.8/100	0.0
Malaysia	≥90.0	0%/day	79.0/43.3	0%/day	90.25	8.8	58.0/100	-6.8
Myanmar	≥90.0	0%/day	39.3/ND	Unknown	5.95	7.7	69.4/100	0.0
Philippines	≥90.0	0%/day	60.6/8.8	unknown	1.32	23.3	82.4/100	0.0
Singapore	≥90.0	0%/day	86.9/65.6	0.11%/day	274.71	unknown	74.4/100	0.0
Thailand	≥90.0	0%/day	72.0/28.4	0.04%/day	29.71	25.2	53.0/100	-3.6
Vietnam	86.9	0.61%/day	82.8/37.2	0.61%/day	64.40	40.7	71.4/100	0.0



Report generated by
ASEAN Biodiaspora Virtual Center (ABVC)
in collaboration with **Bluedot Inc.**
Email: support@biodiaspora.org

