

COVID-19: Highlights and Situation Overview

Global Update

- Worldwide, there have been over 245 million cases and almost 5 million deaths attributed to COVID-19.

Regional Update

- The first case of the so-called Delta Plus COVID-19 variant has been found in Thailand according to the country's Public Health Ministry on October 26 (Tuesday). The director of the ministry's Health Hazard and Disease Control Division said that the variant, also known as AY.4.2, was found in a 49-year-old man working in Ayutthaya's Bang Sai area last month. The man had no history of travel to risk areas or abroad. It is the country's only case of the Delta Plus variant, noting that the patient's samples were sent for genetic sequencing at the Armed Forces Research Institute Medical Sciences. He added that the patient has fully recovered from the virus, and no new cases had been found, adding random testing was carried out when the strain was first detected. The authority also has stressed it remains a "Variant under Investigation", rather than a "Variant of Concern", due to insufficient information about its potential severity.

Vaccine Update

- Malaysia reported that a total of 22,191,734 individuals or 94.8% of the country's adult population have been fully vaccinated with the while 22,830,806 individuals or 97.5% of the adult population have received at least one dose of the vaccine according to the Health Ministry (MoH) data on the CovidNow portal as of October 26. Meanwhile, a total of 181,160 doses of the vaccine were administered on Tuesday, with 136,290 as second-dose and 22,178 doses to the first-dose recipients, bringing the cumulative number of vaccine doses given out under the National COVID-19 Immunization Programme (NIP) to 49,434,613. Also, as of October 26, there are 1,851,024 or 58.8% of adolescents aged 12 to 17 have been fully vaccinated whereas 82% or 2,581,280 individuals have received at least one dose of the vaccine. In addition, a total of 22,692 COVID-19 vaccine booster shots were administered yesterday bringing the cumulative total to 146,469.
- The Philippines' government will begin the nationwide rollout of COVID-19 vaccination for all minors with age 12 to 17 years old as early as November 3. According to an authority, pediatric vaccination only for those with comorbidities is currently being conducted in 28 hospitals in Metro Manila. On October 29, the government will open up additional 40 to 50 hospitals nationwide where all regions will be represented.
- Vietnamese government has provided Laos with a donation of USD 2.21 million as well as medical equipment worth over USD 5,000 in support of efforts to fight the COVID-19 outbreak. Vietnam has provided Laos with several monetary donations to assist with its fight against COVID-19 since the pandemic began, as well as support in the form of medical equipment and medical personnel. The two countries have vowed to stand shoulder to shoulder and work together to help each other overcome the outbreaks in their respective nations.

Travel Advisories (new update/s)

- Singapore: Vaccinated travellers from Australia and Switzerland will be able to enter Singapore without quarantine starting November 8. The addition of Australia to Singapore's Vaccinated Travel Lane (VTL) scheme means Australian residents can enjoy two-way quarantine-free travel between the two countries from November 8, while reciprocal arrangements for student and business pass holders from Singapore are expected to be in place by November 23. The Civil Aviation Authority of Singapore (CAAS) said the successful implementation of the VTL scheme so far has given CAAS the experience and confidence to extend it to more countries. It added that there are safeguards such as COVID-19 testing under the scheme, and that the number of arrivals will be managed by the VTL quota that is in place.

Cases and Deaths as of 27 October 2021

- As of 27 October 2021 (2PM, GMT+8), worldwide, there were **245,606,000** confirmed cases, including **4,983,336** deaths. Globally, Case Fatality Rate (CFR) was **2.0**.
- In **China**, there were **125,628** confirmed cases with **5,696** deaths, including deaths in Hong Kong (213) and Taiwan (847). Confirmed cases in China include confirmed cases in Hong Kong (12,331), Macau (77), and Taiwan (16,380). CFR was **4.5**.
- **13,045,626 confirmed cases** of COVID-19 have been reported in the ASEAN region with a total of **276,306 deaths**, with a CFR of **2.1**.

REGION	COUNTRY	FIRST CONFIRMED CASE(S)	LATEST REPORT ON CONFIRMED CASE(S)	TOTAL CONFIRMED CASES	NEW CASES (7-DAY ROLLING AVERAGE)	TOTAL DEATHS	NEW DEATHS (7-DAY ROLLING AVERAGE)	CASE FATALITY RATE	CUMULATIVE CASES/100,000	NUMBER OF TESTS LAST 14 DAYS/100,000	CUMULATIVE VACCINATED	CUMULATIVE FULLY VACCINATED	FULLY VACCINATED / 100
ASEAN REGION	Brunei	10-Mar-20	26-Oct-21	12,595	211 (196)	82	1 (1)	0.7%	2,907		348,782	243,831	55.2
	Cambodia	27-Jan-20	26-Oct-21	118,000	112 (138)	2,751	8 (10)	2.3%	716	-	13,673,478	13,009,481	76.8
	Indonesia	02-Mar-20	26-Oct-21	4,241,090	611 (686)	143,270	35 (32)	3.4%	1,567	-	113,424,379	68,264,009	24.7
	Lao PDR	24-Mar-20	26-Oct-21	37,018	770 (578)	56	3 (2)	0.2%	516	691	3,178,111	2,698,846	36.6
	Malaysia	25-Jan-20	26-Oct-21	2,436,498	4,782 (4,947)	28,492	92 (61)	1.2%	7,626	3,964	25,389,590	23,906,468	72.9
	Myanmar	23-Mar-20	26-Oct-21	495,898	924 (841)	18,582	22 (24)	3.7%	918	363	11,223,285	4,574,418	8.4
	Philippines	30-Jan-20	26-Oct-21	2,765,672	4,365 (4,848)	42,077	135 (158)	1.5%	2,558	586	27,836,530	25,955,669	23.4
	Singapore	23-Jan-20	26-Oct-21	175,818	3,174 (3,584)	329	14 (13)	0.2%	3,083	4,044	4,751,524	4,695,624	79.6
	Thailand	13-Jan-20	26-Oct-21	1,866,863	7,706 (9,133)	18,865	66 (65)	1.0%	2,681	758	38,137,096	26,474,522	37.9
	Vietnam	23-Jan-20	26-Oct-21	896,174	3,595 (3,703)	21,802	64 (65)	2.4%	929	1,433	51,883,474	21,045,837	21.4
				13,045,626	26,250	276,306	440	2.1%					

- **232,434,746 confirmed cases** of COVID-19 have been reported in **222 countries/states** (other than China, Hong Kong, Taiwan, Macau, and ASEAN countries):

REGION	COUNTRY	FIRST CONFIRMED CASE(S)	LATEST REPORT ON CONFIRMED CASE(S)	TOTAL CONFIRMED CASES	NEW CASES	TOTAL DEATHS	NEW DEATHS	CASE FATALITY RATE	CUMULATIVE CASES/ 100,000	NUMBER OF TESTS LAST 14 DAYS/ 100,000	CUMULATIVE IMMUNIZED	CUMULATIVE FULLY VACCINATED	FULLY VACCINATED/ 100
ASIA PACIFIC	Japan	16 Jan 2020	26-Oct-21	1,718,159	314	18,142	15	1.1%	1,361	434	97,181,292	88,797,909	70.5
	South Korea	20 Jan 2020	26-Oct-21	354,355	1,266	2,788	15	0.8%	685	3,498	40,847,884	36,424,121	71.0
	Nepal	24 Jan 2020	26-Oct-21	810,298	569	11,372	11	1.4%	2,832	257	8,562,365	6,485,923	21.9
	Australia	25 Jan 2020	26-Oct-21	162,026	1,724	1,653	5	1.0%	632	8,758	18,866,828	15,733,744	61.0
	Sri Lanka	27 Jan 2020	25-Oct-21	536,645	-	13,640	-	2.5%	2,461	361	14,987,889	13,156,574	61.2
	India	30 Jan 2020	26-Oct-21	34,214,865	13,508	455,684	584	1.3%	2,504	1,151	718,444,141	305,705,808	21.9
	Afghanistan	24 Feb 2020	26-Oct-21	156,071	31	7,262	2	4.7%	410		828,601	430,744	1.1
	Pakistan	26 Feb 2020	26-Oct-21	1,269,806	572	28,392	6	2.2%	586	266	68,666,464	38,596,890	17.1
	New Zealand	28 Feb 2020	26-Oct-21	5,822	73	28	-	0.5%	118	6,680	3,646,869	2,987,389	61.5
	Bhutan	05 Mar 2020	15-Oct-21	2,617	-	3	-	0.1%	343	2,494	585,993	517,513	66.4
	Maldives	07 Mar 2020	26-Oct-21	87,186	115	242	2	0.3%	16,421	8,747	394,099	354,759	65.3
	Bangladesh	08 Mar 2020	26-Oct-21	1,568,257	276	27,834	6	1.8%	962	138	40,281,045	20,590,638	12.4
	Mongolia	10 Mar 2020	26-Oct-21	351,835	1,231	1,677	11	0.5%	10,909	3,400	2,254,570	2,137,780	64.2
	Turkey	10 Mar 2020	26-Oct-21	7,909,111	29,643	69,559	215	0.9%	9,480	5,544	55,214,596	48,218,503	56.7
	French Polynesia	12 Mar 2020	21-Oct-21	46,700	-	635	-	1.4%	16,721		156,445	147,185	52.1
	Guam	15 Mar 2020	25-Oct-21	17,671	-	227	-	1.3%	10,563		131,747	120,557	72.7
	New Caledonia	17 Mar 2020	26-Oct-21	10,687	134	261	-	2.4%	3,713		174,092	150,374	52.2
	Fiji	18 Mar 2020	25-Oct-21	52,028	-	673	-	1.3%	5,846	-	624,413	541,638	60.0
	Papua New Guinea	21 Mar 2020	25-Oct-21	28,209	-	335	-	1.2%	321	-	183,856	106,657	1.2
	Timor Leste	21 Mar 2020	26-Oct-21	19,778	4	121	-	0.6%	1,529	158	520,137	335,482	25.0
Northern Mariana Islands	28 Mar 2020	23-Oct-21	291	-	3	-	1.0%	509		36,234	34,719	61.0	
North Korea	24 Jul 2020	25-Jul-20	1	-	-	-	0.0%	0					
Solomon Islands	03 Oct 2020	16-Apr-21	20	-	-	-	0.0%	3		121,778	31,054	4.4	
Wallis et Futuna	17 Oct 2020	06-May-21	445	-	7	-	1.6%	2,777		5,897	5,464	49.3	

	Marshall Islands	26 Oct 2020	17-Nov-20	4	-	-	-	0.0%	7		23,753	20,218	34.6
	Vanuatu	11 Nov 2020	21-Apr-21	4	-	1	-	25.0%	1		65,982	30,554	9.7
	Samoa	18 Nov 2020	12-Feb-21	3	-	-	-	0.0%	2		115,545	78,596	39.3
	Micronesia	11 Jan 2021	11-Jan-21	1	-	-	-	0.0%	1		45,916	40,321	38.9
	Palau	31 May 2021	08-Oct-21	8	-	-	-	0.0%	44		17,945	15,680	87.6
AMERICAS	USA	21 Jan 2020	26-Oct-21	46,451,218	33,693	758,916	1,067	1.6%	14,152	3,666	220,519,217	190,699,790	56.7
	Canada	25 Jan 2020	26-Oct-21	1,703,461	833	28,826	21	1.7%	4,482	3,112	29,733,360	28,063,268	73.7
	Brazil	26 Feb 2020	25-Oct-21	21,741,210	-	606,104	-	2.8%	10,267	-	158,464,224	115,489,354	54.0
	Mexico	28 Feb 2020	25-Oct-21	3,784,448	-	286,496	-	7.6%	2,966	134	69,974,180	53,487,503	41.1
	Saint Martin	01 Mar 2020	21-Oct-21	3,850	-	55	-	1.4%	10,131				
	Ecuador	01 Mar 2020	25-Oct-21	515,659	-	32,953	-	6.4%	2,968	203	11,800,967	10,090,387	56.4
	Dominican Republic	01 Mar 2020	26-Oct-21	377,385	649	4,114	4	1.1%	3,514	1,195	6,623,121	5,253,400	48.0
	Chile	03 Mar 2020	26-Oct-21	1,684,608	1,157	37,691	6	2.2%	8,889	3,906	16,305,900	14,627,647	76.1
	Argentina	03 Mar 2020	26-Oct-21	5,283,000	1,415	115,866	15	2.2%	11,756	722	32,890,914	25,336,749	55.6
	Peru	05 Mar 2020	25-Oct-21	2,196,259	-	200,083	-	9.1%	6,756	425	18,426,050	14,823,045	44.4
	Costa Rica	06 Mar 2020	25-Oct-21	557,165	-	6,983	-	1.3%	11,038	713	3,597,302	2,527,143	49.2
	Colombia	06 Mar 2020	26-Oct-21	4,994,014	1,428	127,133	34	2.5%	9,921	1,019	29,331,273	20,498,474	40.0
	French Guiana	06 Mar 2020	25-Oct-21	44,225	-	302	-	0.7%	22,621				
	Martinique	06 Mar 2020	17-Oct-21	42,634	-	670	-	1.6%	9,848				
	Paraguay	07 Mar 2020	25-Oct-21	460,754	-	16,232	-	3.5%	6,540	309	2,959,491	2,199,261	30.5
	Panama	10 Mar 2020	25-Oct-21	471,669	-	7,310	-	1.5%	11,107	1,801	2,968,949	2,358,576	53.8
	Bolivia	10 Mar 2020	24-Oct-21	509,919	-	18,901	-	3.7%	4,429	567	4,357,421	3,465,762	29.3
	Honduras	11 Mar 2020	25-Oct-21	374,569	-	10,202	-	2.7%	3,843		3,841,202	2,764,643	27.5
	Cuba	11 Mar 2020	26-Oct-21	947,935	975	8,201	10	0.9%	8,364	-	9,802,963	7,013,247	62.0
	Guyana	11 Mar 2020	25-Oct-21	35,104	-	897	-	2.6%	4,485		377,614	237,997	30.1
	Jamaica	12 Mar 2020	25-Oct-21	88,431	-	2,183	-	2.5%	2,999	539	580,421	361,567	12.2
	St Vincent and the Grenadines	12 Mar 2020	25-Oct-21	4,860	-	63	-	1.3%	4,395	-	24,242	15,888	14.3
	Saint Lucia	13 Mar 2020	25-Oct-21	12,433	-	250	-	2.0%	6,802		49,423	38,023	20.6
	Trinidad and Tobago	13 Mar 2020	26-Oct-21	56,013	215	1,655	5	3.0%	4,015	-	618,345	585,737	41.7

Venezuela	13 Mar 2020	25-Oct-21	401,259	-	4,822	-	1.2%	1,407		9,926,613	6,190,629	21.6
Guatemala	13 Mar 2020	25-Oct-21	595,067	-	14,748	-	2.5%	3,584	747	5,195,331	3,134,252	17.2
Uruguay	13 Mar 2020	25-Oct-21	392,319	-	6,073	-	1.5%	11,333	2,202	2,758,169	2,615,742	75.1
Curacao	13 Mar 2020	25-Oct-21	17,012	-	173	-	1.0%	10,799		100,129	91,894	55.8
Puerto Rico	13 Mar 2020	25-Oct-21	184,203	-	3,221	-	1.7%	5,768		2,612,115	2,340,029	73.3
Suriname	13 Mar 2020	25-Oct-21	48,334	-	1,064	-	2.2%	8,314		247,070	195,485	33.0
Antigua and Barbuda	13 Mar 2020	24-Oct-21	4,031	-	99	-	2.5%	4,151	-	55,703	48,797	49.4
Guadeloupe	13 Mar 2020	20-Oct-21	54,350	-	736	-	1.4%	12,269				
Cayman Islands	13 Mar 2020	22-Oct-21	1,196	-	2	-	0.2%	1,841		56,106	56,106	84.4
Aruba	14 Mar 2020	25-Oct-21	15,815	-	171	-	1.1%	14,876		82,417	76,504	71.4
Bahamas	15 Mar 2020	23-Oct-21	22,259	-	642	-	2.9%	5,715	-	136,110	114,612	28.9
US Virgin Islands	16 Mar 2020	25-Oct-21	7,145	-	80	-	1.1%	6,701		55,573	48,753	46.6
Sint Maarten	17 Mar 2020	25-Oct-21	4,480	-	75	-	1.7%	10,998		26,220	24,190	55.7
Montserrat	17 Mar 2020	09-Oct-21	41	-	1	-	2.4%	439		1,502	1,409	28.3
Barbados	17 Mar 2020	25-Oct-21	15,588	-	139	-	0.9%	5,431		147,118	121,827	42.3
El Salvador	18 Mar 2020	25-Oct-21	113,422	-	3,586	-	3.2%	1,758	-	4,292,505	3,738,899	57.4
Nicaragua	18 Mar 2020	19-Oct-21	16,241	-	207	-	1.3%	248		944,476	362,357	5.4
Bermuda	18 Mar 2020	25-Oct-21	5,625	-	98	-	1.7%	8,800		45,291	43,738	70.4
Haiti	19 Mar 2020	25-Oct-21	23,619	-	662	-	2.8%	210		79,404	28,941	0.3
Dominica	22 Mar 2020	22-Oct-21	4,574	-	30	-	0.7%	6,370		27,412	23,579	32.7
Grenada	22 Mar 2020	25-Oct-21	5,818	-	196	-	3.4%	5,195		37,675	30,284	26.8
Belize	23 Mar 2020	25-Oct-21	25,881	-	476	-	1.8%	6,630	3,671	199,932	144,531	35.7
Turks and Caicos Islands	23 Mar 2020	23-Oct-21	2,956	-	23	-	0.8%	7,740		28,305	26,112	66.6
Saint Kitts and Nevis	24 Mar 2020	25-Oct-21	2,637	-	21	-	0.8%	4,992	8,120	25,763	24,054	44.9
British Virgin Islands	25 Mar 2020	06-Oct-21	2,725	-	37	-	1.4%	9,074		17,765	15,762	51.8
Anguilla	26 Mar 2020	22-Oct-21	793	-	1	-	0.1%	5,983		9,548	9,157	60.5
Caribbean Netherlands	01 Apr 2020	25-Oct-21	2,390	-	19	-	0.8%	13,269		19,109	16,736	63.3
Falkland Islands	03 Apr 2020	06-Oct-21	68	-	-	-	0.0%	2,578		2,632	1,775	50.3

	Saint Pierre and Miquelon	05 Apr 2020	04-Oct-21	32	-	-	-	0.0%	456				
	Saint Barthelemy	25 Jul 2020	21-Oct-21	1,589	-	6	-	0.4%	18,805				
EUROPE	France	24 Jan 2020	26-Oct-21	7,133,766	6,603	117,555	47	1.6%	10,638		50,987,174	45,606,061	67.5
	Germany	27 Jan 2020	26-Oct-21	4,516,458	15,617	95,791	102	2.1%	5,433	1,001	57,515,720	55,112,701	65.7
	Finland	29 Jan 2020	26-Oct-21	155,547	659	1,150	-	0.7%	2,818	1,899	4,210,212	3,801,150	68.5
	Italy	30 Jan 2020	26-Oct-21	4,747,773	4,053	131,904	48	2.8%	7,874	9,138	46,500,037	42,807,146	70.9
	Russian Federation	31 Jan 2020	26-Oct-21	8,316,019	36,446	232,775	1,106	2.8%	5,760	6,746	52,861,352	47,905,303	32.8
	Spain	31 Jan 2020	26-Oct-21	5,004,145	1,928	87,238	52	1.7%	10,630	2,297	37,979,234	37,234,272	79.7
	Sweden	31 Jan 2020	25-Oct-21	1,168,271	-	14,964	-	1.3%	11,358		7,233,886	6,845,102	67.4
	United Kingdom of Great Britain	31 Jan 2020	26-Oct-21	8,853,227	43,453	139,834	263	1.6%	13,247	16,374	49,715,228	45,561,445	66.8
	Belgium	05 Feb 2020	26-Oct-21	1,328,202	14,752	25,889	33	1.9%	11,566	6,238	8,679,018	8,533,325	73.4
	Switzerland	25 Feb 2020	26-Oct-21	867,197	1,490	11,215	12	1.3%	10,113	3,140	5,693,286	5,450,816	62.5
	Austria	25 Feb 2020	26-Oct-21	804,825	3,369	11,279	18	1.4%	9,066	44,792	5,857,338	5,586,892	61.8
	Croatia	25 Feb 2020	26-Oct-21	449,365	3,360	9,090	30	2.0%	11,048	2,986	1,887,251	1,774,513	43.5
	Norway	26 Feb 2020	26-Oct-21	201,923	513	894	-	0.4%	3,776	1,578	4,198,845	3,723,946	68.1
	Romania	26 Feb 2020	26-Oct-21	1,587,880	16,765	45,503	523	2.9%	8,203	4,445	5,478,579	5,974,029	31.2
	Estonia	26 Feb 2020	26-Oct-21	184,509	1,189	1,477	8	0.8%	13,909	6,993	784,076	752,387	56.8
	Georgia	26 Feb 2020	26-Oct-21	698,944	4,762	9,831	43	1.4%	18,787	13,439	1,013,828	907,106	22.8
	North Macedonia	26 Feb 2020	26-Oct-21	200,412	511	7,072	10	3.5%	9,619	-	820,863	769,356	36.9
	Greece	26 Feb 2020	26-Oct-21	724,571	4,276	15,707	25	2.2%	6,761	21,497	6,602,102	6,346,512	61.2
	Denmark	27 Feb 2020	26-Oct-21	379,078	1,253	2,703	4	0.7%	6,515	12,192	4,473,156	4,405,323	75.8
	San Marino	27 Feb 2020	25-Oct-21	5,509	-	92	-	1.7%	16,270		25,084	22,218	65.3
	Lithuania	27 Feb 2020	26-Oct-21	392,425	2,394	5,693	32	1.5%	14,081	9,233	1,798,255	1,643,889	61.1
	Netherlands	27 Feb 2020	26-Oct-21	2,093,606	5,747	18,340	20	0.9%	12,079	790	12,953,100	11,731,427	68.3
	Azerbaijan	27 Feb 2020	26-Oct-21	520,068	2,266	6,939	24	1.3%	5,189	1,473	5,060,409	4,323,260	42.3
Belarus	28 Feb 2020	25-Oct-21	588,231	-	4,530	-	0.8%	6,214	8,846	2,608,819	1,863,182	19.7	
Iceland	28 Feb 2020	26-Oct-21	13,236	94	33	-	0.2%	3,663	4,359	282,644	278,276	81.0	
Ireland	28 Feb 2020	26-Oct-21	433,902	2,180	5,369	-	1.2%	8,781	4,707	3,803,472	3,741,731	75.1	
Monaco	29 Feb 2020	26-Oct-21	3,399	5	36	-	1.1%	8,723		26,672	23,308	59.0	

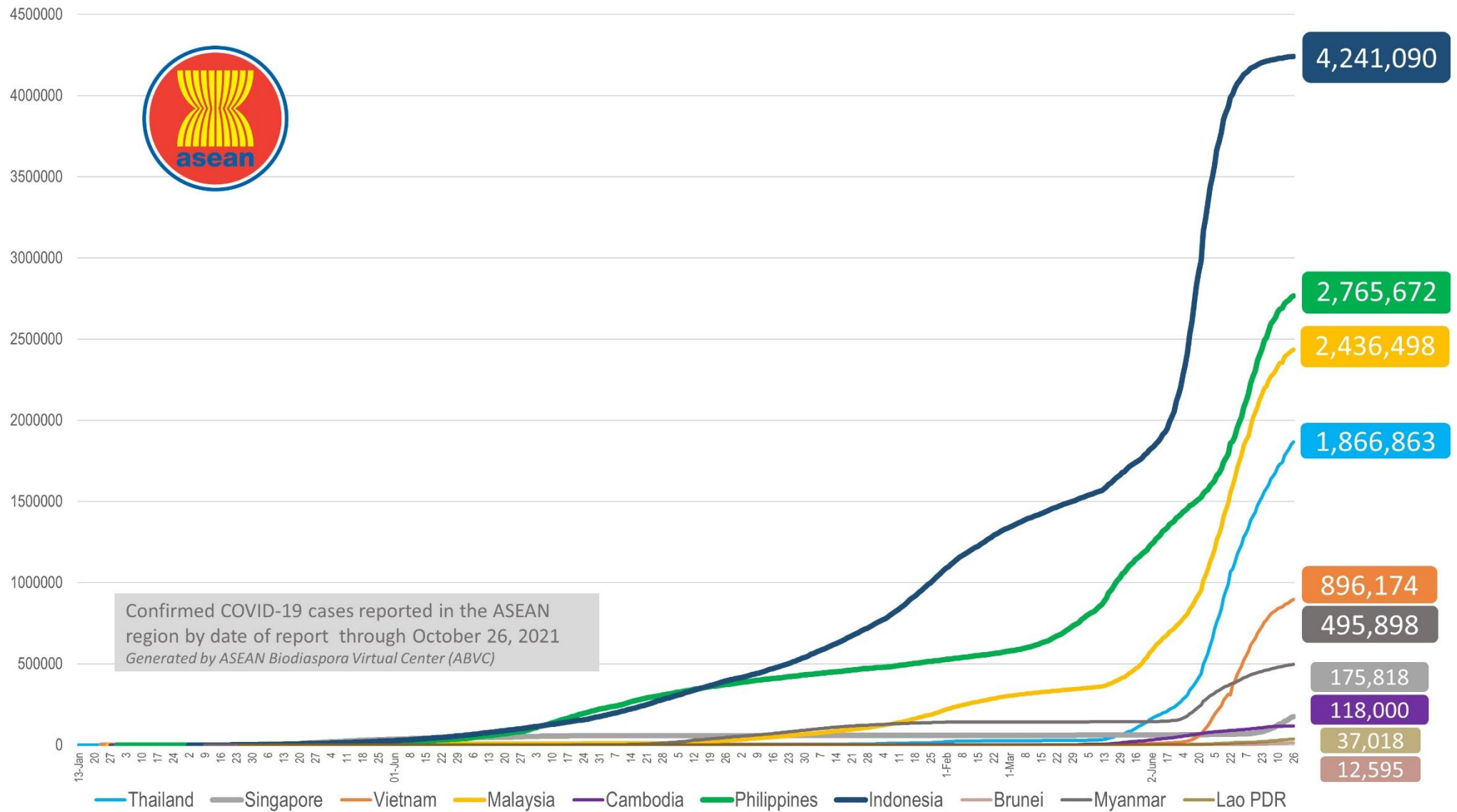
Czech Republic	01 Mar 2020	26-Oct-21	1,735,552	4,265	30,648	23	1.8%	16,266		6,174,643	6,059,460	56.5
Luxembourg	01 Mar 2020	25-Oct-21	81,124	-	842	-	1.0%	13,087	4,436	424,732	399,522	62.9
Armenia	01 Mar 2020	26-Oct-21	298,069	1,517	6,112	57	2.1%	10,078	6,357	466,785	210,247	7.1
Latvia	02 Mar 2020	26-Oct-21	205,577	2,117	3,076	27	1.5%	10,748	12,179	1,103,281	977,902	52.4
Portugal	02 Mar 2020	26-Oct-21	1,086,280	829	18,141	3	1.7%	10,578	4,747	8,995,352	8,827,654	86.8
Andorra	02 Mar 2020	25-Oct-21	15,425	-	130	-	0.8%	19,996	1,737	54,312	47,720	61.7
Liechtenstein	03 Mar 2020	26-Oct-21	3,545	6	61	1	1.7%	9,324	4,966	24,843	24,152	63.1
Ukraine	03 Mar 2020	26-Oct-21	2,803,159	19,120	64,936	734	2.3%	6,316	1,572	9,151,478	7,058,802	16.2
Slovenia	04 Mar 2020	26-Oct-21	322,912	2,292	4,704	11	1.5%	15,466	2,776	1,183,937	1,113,046	53.5
Hungary	04 Mar 2020	26-Oct-21	852,214	1,701	30,611	44	3.6%	8,723	2,154	5,941,073	5,721,531	59.4
Poland	04 Mar 2020	26-Oct-21	2,982,143	6,263	76,540	93	2.6%	7,854	1,394	20,117,277	19,833,946	52.5
Faroe Islands	04 Mar 2020	25-Oct-21	1,714	-	2	-	0.1%	3,521		39,114	37,402	76.3
Bosnia and Herzegovina	05 Mar 2020	26-Oct-21	250,165	816	11,423	26	4.6%	7,578	944	734,195	508,008	15.6
Gibraltar	05 Mar 2020	26-Oct-21	5,904	17	98	-	1.7%	17,519		40,546	39,803	118.1
Slovakia	06 Mar 2020	26-Oct-21	460,281	2,850	12,935	18	2.8%	8,439	7,698	2,490,447	2,294,490	42.0
Serbia	06 Mar 2020	26-Oct-21	1,111,957	7,840	9,634	63	0.9%	16,011	4,051	3,120,462	2,983,451	43.2
Vatican City	06 Mar 2020	17-Oct-20	27	-	-	-	0.0%	2,932				
Malta	07 Mar 2020	26-Oct-21	37,580	16	460	-	1.2%	7,476	4,641	428,042	426,469	82.9
Moldova	07 Mar 2020	26-Oct-21	330,799	1,505	7,576	41	2.3%	12,447	5,351	824,986	849,997	21.1
Bulgaria	08 Mar 2020	26-Oct-21	582,122	6,816	23,440	124	4.0%	8,345	3,145	1,407,830	1,448,683	21.0
Albania	09 Mar 2020	26-Oct-21	182,610	650	2,888	8	1.6%	6,398	-	994,446	871,496	30.3
Cyprus	09 Mar 2020	25-Oct-21	121,824	-	571	-	0.5%	10,164	54,931	601,675	566,820	63.3
Channel Islands	09 Mar 2020	26-Oct-21	2,055	16	22	-	1.1%	3,150		32,969	13,618	20.3
Jersey	10 Mar 2020	26-Oct-21	10,772	34	80	-	0.7%	11,862		78,537	74,457	73.7
Kazakhstan	13 Mar 2020	26-Oct-21	931,137	1,353	11,975	24	1.3%	5,029	-	8,168,114	7,329,137	38.6
Kosovo	13 Mar 2020	26-Oct-21	160,638	3	2,975	1	1.9%	8,953				
Uzbekistan	15 Mar 2020	26-Oct-21	184,233	305	1,309	3	0.7%	549		13,213,836	5,882,086	17.3
Greenland	16 Mar 2020	26-Oct-21	772	26	-	-	0.0%	1,373		40,104	36,953	65.0
Montenegro	17 Mar 2020	26-Oct-21	141,834	542	2,075	4	1.5%	22,798		255,509	238,953	38.1
Kyrgyzstan	18 Mar 2020	26-Oct-21	180,741	112	2,658	3	1.5%	2,799		953,834	721,857	10.9
Isle of Man	19 Mar 2020	25-Oct-21	9,258	-	57	-	0.6%	10,945		67,434	64,336	75.3

	Tajikistan	30 Apr 2020	16-Oct-21	17,086	-	124	-	0.7%	183		2,632,058	2,106,807	21.6
MIDDLE EAST	UAE	29 Jan 2020	26-Oct-21	739,471	90	2,134	3	0.3%	7,568	40,010	9,593,822	8,604,768	86.1
	Iran	19 Feb 2020	26-Oct-21	5,877,456	9,096	125,519	156	2.1%	7,089	1,705	51,158,858	30,139,400	35.5
	Israel	21 Feb 2020	26-Oct-21	1,324,451	411	8,062	-	0.6%	14,629	12,869	6,222,551	5,718,253	65.1
	Lebanon	21 Feb 2020	25-Oct-21	638,054	-	8,459	-	1.3%	9,307	-	1,728,149	1,461,509	21.6
	Kuwait	24 Feb 2020	26-Oct-21	412,578	21	2,461	-	0.6%	9,807	4,849	2,668,082	923,307	21.3
	Oman	24 Feb 2020	26-Oct-21	304,205	22	4,111	1	1.4%	6,115		3,065,137	2,614,847	50.1
	Bahrain	24 Feb 2020	26-Oct-21	276,635	27	1,393	-	0.5%	16,856	12,207	1,173,571	1,138,329	65.1
	Iraq	24 Feb 2020	26-Oct-21	2,049,240	1,429	23,024	31	1.1%	5,213	656	5,621,027	3,351,014	8.1
	Qatar	29 Feb 2020	26-Oct-21	238,742	102	609	-	0.3%	8,430	2,468	2,360,308	2,218,292	75.7
	Saudi Arabia	02 Mar 2020	26-Oct-21	548,368	65	8,782	2	1.6%	1,600	1,626	24,108,157	21,244,469	60.1
	Jordan	02 Mar 2020	26-Oct-21	854,758	1,746	10,976	11	1.3%	8,462	5,012	3,898,463	3,479,694	33.9
	Palestine	05 Mar 2020	26-Oct-21	452,272	375	4,651	7	1.0%	9,653		1,416,215	1,176,037	22.5
	Syria	22 Mar 2020	26-Oct-21	42,076	277	2,526	9	6.0%	246		714,300	407,405	2.2
Yemen	10 Apr 2020	26-Oct-21	9,711	17	1,858	8	19.1%	33		308,025	48,148	0.2	
AFRICA	Egypt	14 Feb 2020	25-Oct-21	325,508	-	18,333	-	5.6%	324		16,744,829	8,339,003	8.0
	Algeria	25 Feb 2020	26-Oct-21	205,990	87	5,899	5	2.9%	478		6,017,036	4,032,942	9.0
	Nigeria	28 Feb 2020	25-Oct-21	211,171	-	2,884	-	1.4%	105	78	5,526,303	2,875,824	1.4
	Tunisia	02 Mar 2020	26-Oct-21	711,863	42	25,160	5	3.5%	6,087	389	5,504,905	4,397,120	36.8
	Morocco	02 Mar 2020	26-Oct-21	944,803	425	14,636	15	1.5%	2,591	393	23,662,317	21,449,332	57.4
	Senegal	02 Mar 2020	26-Oct-21	73,897	1	1,878	-	2.5%	453	111	1,281,042	879,073	5.1
	South Africa	05 Mar 2020	26-Oct-21	2,920,109	331	88,987	53	3.0%	4,987	594	14,864,813	11,697,646	19.5
	Cameroon	06 Mar 2020	19-Oct-21	100,289	-	1,600	-	1.6%	388		411,601	155,738	0.6
	Togo	06 Mar 2020	25-Oct-21	26,000	-	242	-	0.9%	322	166	867,386	419,768	5.0
	Burkina Faso	09 Mar 2020	20-Oct-21	14,793	-	214	-	1.4%	73		348,158	278,016	1.3
	Democratic Republic of Congo	10 Mar 2020	25-Oct-21	57,453	-	1,091	-	1.9%	66		109,579	38,155	0.0
	Ivory Coast	11 Mar 2020	25-Oct-21	61,208	-	690	-	1.1%	238	113	2,205,593	840,670	3.1
	Reunion	11 Mar 2020	19-Oct-21	54,438	-	372	-	0.7%	7,007				
	Ghana	13 Mar 2020	21-Oct-21	129,948	-	1,172	-	0.9%	427	98	1,901,831	825,706	2.6
	Guinea	13 Mar 2020	24-Oct-21	30,642	-	385	-	1.3%	240		1,461,969	707,941	5.3
	Gabon	13 Mar 2020	24-Oct-21	34,898	-	230	-	0.7%	1,606	5,087	125,804	91,802	4.0
	Sudan	13 Mar 2020	23-Oct-21	40,238	-	3,099	-	7.7%	94		1,154,253	581,846	1.3
	Kenya	13 Mar 2020	26-Oct-21	252,839	151	5,263	3	2.1%	481	-	3,513,683	1,430,758	2.6
	Ethiopia	13 Mar 2020	26-Oct-21	363,240	568	6,393	16	1.8%	324	71	3,264,531	1,084,662	0.9
	Central African Republic	14 Mar 2020	22-Oct-21	11,518	-	100	-	0.9%	243		329,627	285,529	5.8
Seychelles	14 Mar 2020	26-Oct-21	22,086	183	119	-	0.5%	22,623		81,021	76,188	77.0	
Rwanda	14 Mar 2020	26-Oct-21	99,474	43	1,321	1	1.3%	788	879	3,632,110	1,762,683	13.3	

Namibia	14 Mar 2020	26-Oct-21	128,859	10	3,550	-	2.8%	5,166	741	302,500	232,548	9.0	
Swaziland	14 Mar 2020	26-Oct-21	46,390	3	1,242	-	2.7%	4,040		239,875	232,148	19.8	
Mauritania	14 Mar 2020	25-Oct-21	36,989	-	792	-	2.1%	817	-	712,117	588,714	12.3	
Mayotte	14 Mar 2020	25-Oct-21	20,497	-	182	-	0.9%	12,888					
Equatorial Guinea	15 Mar 2020	23-Oct-21	13,166	-	163	-	1.2%	971	590	239,425	185,228	12.8	
Republic of Congo	15 Mar 2020	24-Oct-21	16,868	-	249	-	1.5%	314		289,849	120,167	2.1	
Benin	16 Mar 2020	23-Oct-21	24,678	-	161	-	0.7%	209	-	216,527	186,951	1.5	
Liberia	16 Mar 2020	21-Oct-21	5,811	-	287	-	4.9%	118		262,220	249,861	4.8	
Tanzania	16 Mar 2020	25-Oct-21	26,115	-	725	-	2.8%	45		885,579	885,579	1.4	
Somalia	16 Mar 2020	10-Oct-21	21,269	-	1,180	-	5.5%	138		361,937	285,192	1.7	
Gambia	17 Mar 2020	22-Oct-21	9,959	-	340	-	3.4%	424	85	214,880	203,746	8.2	
Zambia	17 Mar 2020	26-Oct-21	209,648	9	3,660	1	1.7%	1,174	337	311,049	511,004	2.7	
Mauritius	18 Mar 2020	24-Oct-21	17,143	-	153	-	0.9%	1,354		891,593	834,104	65.5	
Djibouti	18 Mar 2020	26-Oct-21	13,461	3	181	-	1.3%	1,383		66,010	26,087	2.6	
Niger	19 Mar 2020	25-Oct-21	6,260	-	208	-	3.3%	27		479,613	323,533	1.3	
Chad	19 Mar 2020	15-Oct-21	5,067	-	174	-	3.4%	32		155,038	44,478	0.3	
Zimbabwe	20 Mar 2020	24-Oct-21	132,651	-	4,669	-	3.5%	906	263	3,287,996	2,560,938	17.0	
Cape Verde	20 Mar 2020	25-Oct-21	38,148	-	349	-	0.9%	6,937		292,866	201,213	35.8	
Madagascar	20 Mar 2020	26-Oct-21	43,626	4	963	3	2.2%	162	-	381,633	184,632	0.7	
Uganda	21 Mar 2020	24-Oct-21	125,788	-	3,200	-	2.5%	284	96	2,575,021	415,486	0.9	
Eritrea	21 Mar 2020	25-Oct-21	6,795	-	45	-	0.7%	192					
Angola	21 Mar 2020	25-Oct-21	63,930	-	1,701	-	2.7%	201		4,511,991	1,604,661	4.7	
Mozambique	22 Mar 2020	26-Oct-21	151,243	17	1,929	1	1.3%	498	22	1,973,519	1,825,866	5.7	
Libya	24 Mar 2020	26-Oct-21	354,866	651	5,033	5	1.4%	5,236		1,493,267	370,707	5.3	
Guinea-Bissau	25 Mar 2020	19-Oct-21	6,131	-	141	-	2.3%	319		117,488	10,448	0.5	
Mali	25 Mar 2020	25-Oct-21	15,866	-	559	-	3.5%	81		327,313	257,460	1.2	
Botswana	30 Mar 2020	25-Oct-21	185,985	-	2,402	-	1.3%	8,073	-	618,979	263,852	11.0	
Sierra Leone	31 Mar 2020	03-Oct-21	6,396	-	121	-	1.9%	82		318,380	110,744	1.4	
Burundi	31 Mar 2020	25-Oct-21	19,954	-	14	-	0.1%	173		287			
Malawi	02 Apr 2020	26-Oct-21	61,766	1	2,296	-	3.7%	332	-	933,856	540,186	2.8	
South Sudan	05 Apr 2020	23-Oct-21	12,293	-	133	-	1.1%	111	-	84,839	42,361	0.4	
Sao Tome and Principe	06 Apr 2020	23-Oct-21	3,697	-	56	-	1.5%	1,719		75,837	27,883	12.5	
Comoros	30 Apr 2020	25-Oct-21	4,219	-	147	-	3.5%	496		245,694	162,098	18.2	
Lesotho	13May 2020	25-Oct-21	21,598	-	657	-	3.0%	1,016		347,836	339,506	15.7	
			232,434,746	340,728	4,701,334	6,078	2.0%						

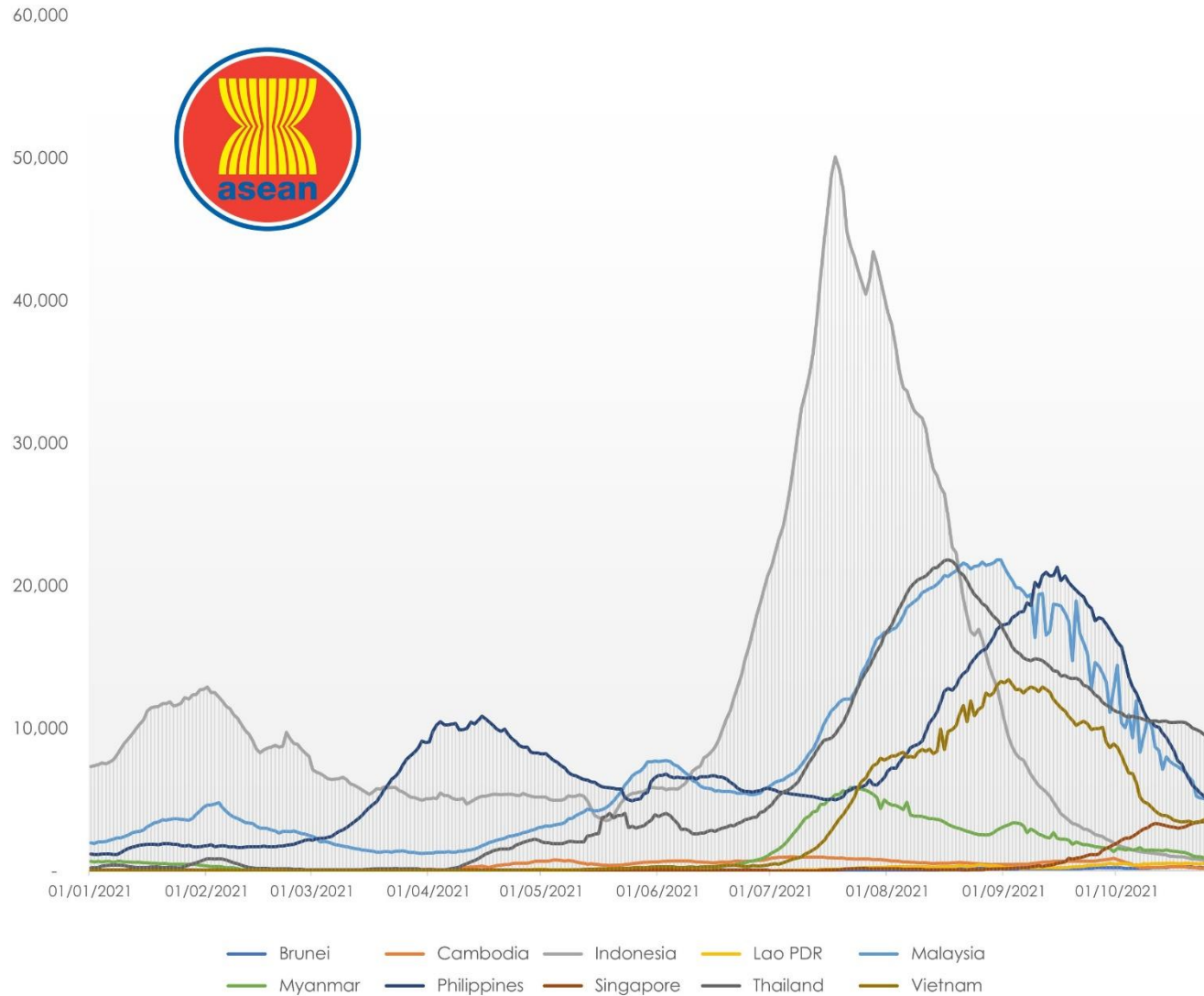
COVID-19 Epi curve among ASEAN Countries

as of 26 October 2021



7-Day Rolling Average of COVID-19 new cases

as of 26 October 2021

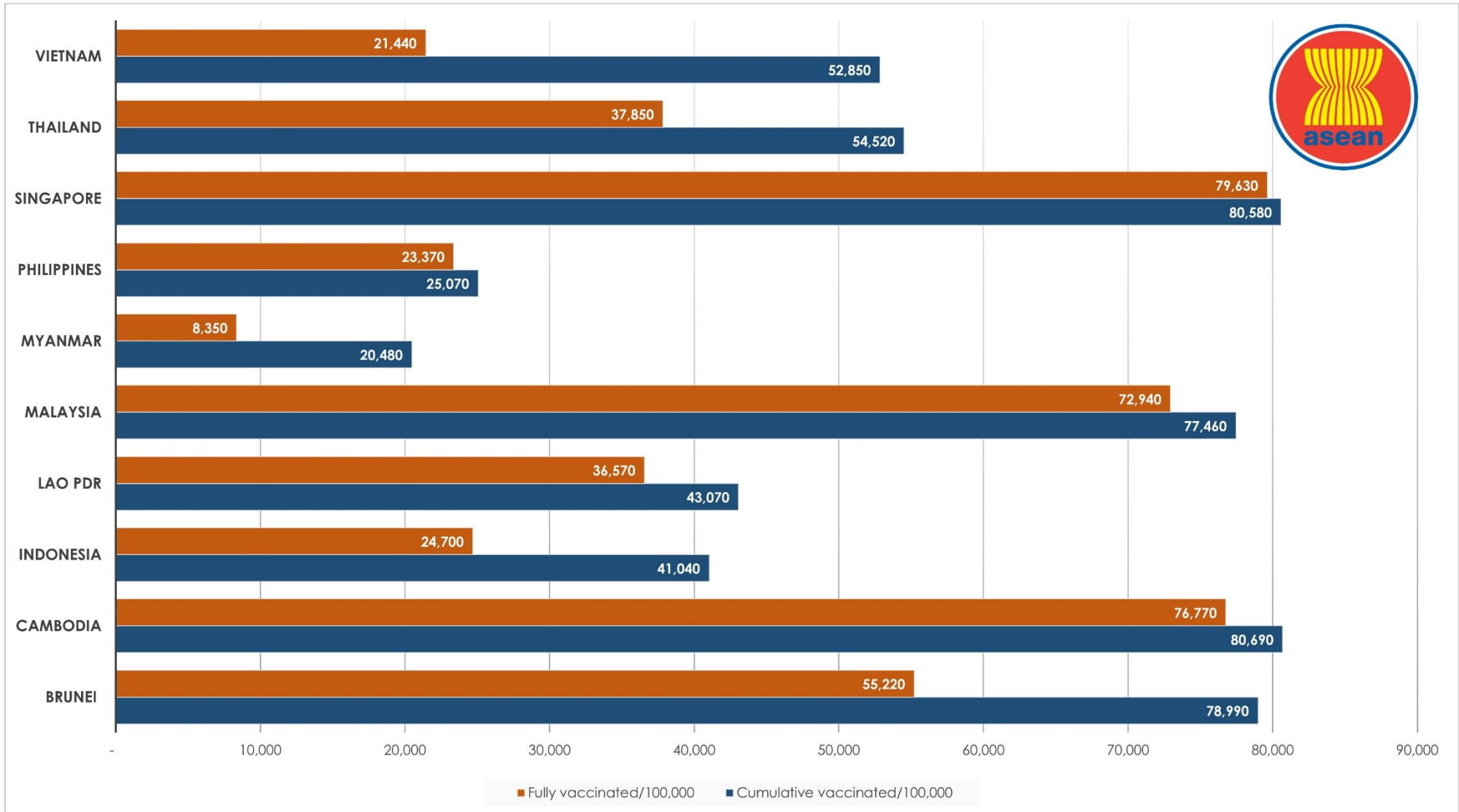


ASEAN Country	New Cases Rate of Change 7-Day Window*	P-value
Brunei	-10	0.024
Cambodia	-15.5	0
Indonesia	-28.852	0
Lao PDR	13.219	0.109
Malaysia	-263.403	0.013
Myanmar	-48.026	0
Philippines	-266.27	0
Singapore	54.546	0
Thailand	-173.281	0
Vietnam	48.25	0.01

*Beta coefficient of linear line of best fit; equal to the rate of change in the 7-day rolling average of new cases over the past 7 days (as of October 26, 2021)


COVID-19 Vaccination Status

as of 26 October 2021



Outlook Assessment

as of 25 October 2021

 ASEAN MEMBER STATE	REQUIREMENT							
	At least 80% of the high-risk population has been vaccinated with at least one dose of a COVID-19 vaccine.		At least 65% of the total population has a level of immunity to COVID-19; either recovered from COVID-19 or have been vaccinated with at least one dose of a COVID-19 vaccine.		Case levels are generally low (a 7-day rolling average number of daily new cases that is <10 cases per 100,000, with each day's past-14-day test positivity is consistently <5%).		Government Policy on containment and health (strictness and comprehensiveness in COVID-19 related government policies)	
	% of High risk population with one dose	Population vaccinated/day (7-day average)	% of Total population with one dose	Completion date (moderate case scenario)	Daily cases/100,000	Test positivity last 14 days	Containment and health index score -Oxford COVID-19 Government Response Tracker (OxCGRT)	Change over the past 30 days
Brunei	>90.0	0%/day	79.4	Sept 2021	44.08	Unknown	82.1/100	0.0
Cambodia	>90.0	0%/day	86.8	Aug 2021	0.89	Unknown	65.2/100	-5.1
Indonesia	>90.0	0%/day	44.3	Dec 2021	0.29	Unknown	52.4/100	-20.0
Lao PDR	>90.0	0%/day	47.3	Dec 2021	7.84	10.5	64.6/100	-5.7
Malaysia	>90.0	0%/day	79.5	Sep 2021	15.92	6.1	62.5/100	-5.7
Myanmar	48.7	unknown-	21.9		1.61	7.8	85.5/100	+19.4
Philippines	>90.0	0%/day	28.7		4.50	15.2	81.3/100	+0.8
Singapore	>90.0	0%/day	84.8	Jul 2021	61.28	6.8	68.4/100	+2.4
Thailand	>90.0	0%/day	56.6	Nov 2021	13.41	23.8	63.2/100	+2.4
Vietnam	>90.0	1.4%/day	56.4	Nov 2021	3.76	3.3	69.9/100	-8.3



Report generated by
ASEAN Biodiaspora Virtual Center (ABVC)
 in collaboration with **Bluedot Inc.**
 Email: support@biodiaspora.org

