

COVID-19 Situational Report in the ASEAN Region

ASEAN BioDiaspora Virtual Center (ABVC)

as of November 26, 2021



Canada



COVID-19: Highlights and Situation Overview

Global Update

- Worldwide, there have been over 260 million cases and over 5 million deaths attributed to COVID-19.
- Scientists in South Africa said on Thursday (November 25) that they had detected a new COVID-19 variant with a large number of mutations, blaming it for a surge in infection numbers. The number of daily infections in Africa's hardest-hit country has increased tenfold since the start of the month. In response, Britain banned all travel from the country and five other southern African nations as concerns grow about the new variant. Singapore swiftly joined Britain, with the health ministry saying on Friday it would restrict arrivals from South Africa and countries nearby as a precaution. Japan's government also decided to tighten border controls for visitors from South Africa and five other African countries. According to the scientist, the variant, which goes by the scientific lineage number B.1.1.529, has a very high number of mutations and is unfortunately causing a resurgence of infections. Scientists said that the new B.1.1.529 variant has at least 10 mutations, compared to two for Delta or three for Beta. The variant has also been detected in Botswana and Hong Kong among travellers from South Africa. The World Health Organization (WHO) said it is "closely monitoring" the reported variant and is expected to convene a technical meeting this week to determine if it should be designated a variant of "interest" or of "concern".

Regional Update

- Vietnam's Ministry of Health (MOH) reported 12,450 new cases of COVID-19 on Thursday (November 25), the highest daily figure in over two and a half months, bringing the total number of cases in the country to 1,168,228. Among the new cases, 6,842 were found in the community and 21 were imported. Ho Chi Minh City topped the list with 1,582 new infections, followed by Cần Thơ Province with 741 and Tây Ninh with 683. The capital city of Hanoi also reported 264 new cases.

Vaccine Update

- Malaysia reported a total of 22,442,346 individuals or 95.9% of the adult population have completed the COVID-19 vaccination as of November 25. Based on the Health Ministry's CovidNow portal, 22,944,240 individuals or 98% of the adult population have received at least one dose of the vaccine. As for adolescents aged 12-17, 82.8% or 2,607,392 individuals have completed the vaccination, while 87.7% or 2,762,739 have received at least one dose of the vaccine. A total of 138,752 doses of the vaccine were dispensed on November 25, with 8,428 doses as second dose, 5,067 doses to first dose recipients and 125,257 doses as booster dose, bringing the total number of doses administered under the National Covid-19 Immunization Programme (NIP) to 52,391,444. On the booster dose, a total of 1,823,474 doses have been administered so far.

Travel Advisories (new update/s)

- Singapore: The country's Ministry of Health (MOH) said on Friday (November 26) that the government will restrict entry to travellers with recent travel history to seven African countries after reports that a potentially more contagious COVID-19 variant may be circulating there. Starting November 27 (Saturday), all long-term pass holders and short-term visitors with travel history within the last 14 days to Botswana, Eswatini, Lesotho, Mozambique, Namibia, South Africa and Zimbabwe will not be allowed to enter or transit Singapore. The

restrictions also apply to those who have obtained prior approval for entry into Singapore. Singapore citizens and permanent residents returning from these countries will have to serve a 10-day stay-home notice at a dedicated facility. The new border restrictions will initially apply for four weeks, and MOH will review and extend the restrictions if necessary. Meanwhile, the Civil Aviation Authority of Singapore (CAAS) announced on Friday (November 26) that Singapore will extend vaccinated travel lanes (VTLs) to six more countries next month. Travellers from Thailand may enter Singapore under the quarantine-free VTL starting December 14 while travellers from Cambodia, Fiji, Maldives, Sri Lanka and Turkey can also do so starting December 16. This latest move will increase the number of countries with which Singapore has VTL arrangements to 27.

- Philippines: The country announced today (November 26) that it will reopen its borders to some foreign tourists starting December 1. Vaccinated foreigners from countries designated low risk by the Philippines for COVID-19 will be allowed entry over an initial 15-day period. The government said that it will monitor the situation and will make necessary adjustments if necessary.

Cases and Deaths as of 26 November 2021

- As of 26 November 2021 (2PM, GMT+8), worldwide, there were **260,639,089** confirmed cases, including **5,204,685** deaths. Globally, Case Fatality Rate (CFR) was **2.0**.
- In **China**, there were **127,622** confirmed cases with **5,697** deaths, including deaths in Hong Kong (213) and Taiwan (848). Confirmed cases in China include confirmed cases in Hong Kong (12,418) and Taiwan (16,554). CFR was 4.5.
- **13,929,792 confirmed cases** of COVID-19 have been reported in the ASEAN region with a total of **289,732 deaths**, with a CFR of **2.1**.

REGION	COUNTRY	FIRST CONFIRMED CASE(S)	LATEST REPORT ON CONFIRMED CASE(S)	TOTAL CONFIRMED CASES	NEW CASES (7-DAY ROLLING AVERAGE)	TOTAL DEATHS	NEW DEATHS (7-DAY ROLLING AVERAGE)	CASE FATALITY RATE	CUMULATIVE CASES/ 100,000	NUMBER OF TESTS LAST 14 DAYS/ 100,000	CUMULATIVE VACCINATED	CUMULATIVE FULLY VACCINATED	FULLY VACCINATED / 100
ASEAN REGION	Brunei	10-Mar-20	25-Nov-21	14,771	- (53)	97	-	0.7%	3,409		401,611	336,671	76.3
	Cambodia	27-Jan-20	25-Nov-21	120,009	32 (38)	2,918	4 (4)	2.4%	728	-	14,114,474	13,262,981	78.3
	Indonesia	02-Mar-20	25-Nov-21	4,254,815	372 (353)	143,782	16 (10)	3.4%	1,572	860	136,080,848	91,214,986	33.0
	Lao PDR	24-Mar-20	25-Nov-21	67,322	1,504 (1,218)	143	1 (4)	0.2%	939	335	3,251,958	2,776,646	37.6
	Malaysia	25-Jan-20	25-Nov-21	2,608,979	6,144 (5,635)	30,195	48 (43)	1.2%	8,166	3,478	25,647,822	25,014,381	76.3
	Myanmar	23-Mar-20	25-Nov-21	520,213	482 (581)	19,058	9 (10)	3.7%	963	-	14,692,607	9,561,157	17.5
	Philippines	30-Jan-20	25-Nov-21	2,829,618	958 (1,124)	47,875	193 (208)	1.7%	2,617	133	40,517,967	43,870,322	39.5
	Singapore	23-Jan-20	25-Nov-21	257,510	2,079 (1,814)	678	6 (8)	0.3%	4,515	-	5,071,148	5,012,181	91.9
	Thailand	13-Jan-20	25-Nov-21	2,088,327	6,335 (6,315)	20,579	37 (47)	1.0%	2,999	116	46,718,014	39,202,716	56.0
	Vietnam	23-Jan-20	25-Nov-21	1,168,228	12,450 (14,680)	24,407	164 (133)	2.1%	1,211	1,219	67,824,005	45,120,629	46.0
				13,929,792	30,356	289,732	478	2.1%					

- **246,581,675 confirmed cases** of COVID-19 have been reported in **223 countries/states** (other than China, Hong Kong, Taiwan, Macau, and ASEAN countries):

REGION	COUNTRY	FIRST CONFIRMED CASE(S)	LATEST REPORT ON CONFIRMED CASE(S)	TOTAL CONFIRMED CASES	NEW CASES	TOTAL DEATHS	NEW DEATHS	CASE FATALITY RATE	CUMULATIVE CASES/ 100,000	NUMBER OF TESTS LAST 14 DAYS/ 100,000	CUMULATIVE IMMUNIZED	CUMULATIVE FULLY VACCINATED	FULLY VACCINATED/ 100
ASIA PACIFIC	Japan	16 Jan 2020	25-Nov-21	1,726,334	178	18,266	4	1.1%	1,367	379	99,619,236	96,821,219	76.8
	South Korea	20 Jan 2020	25-Nov-21	429,002	3,937	3,401	38	0.8%	830	-	42,369,348	40,695,921	79.3
	Nepal	24 Jan 2020	25-Nov-21	820,285	281	11,516	3	1.4%	2,867	294	8,911,971	7,624,038	25.7
	Australia	25 Jan 2020	25-Nov-21	203,650	1,543	1,978	5	1.0%	794	6,877	19,892,336	18,533,097	71.9
	Sri Lanka	27 Jan 2020	25-Nov-21	560,345	740	14,232	27	2.5%	2,570	352	15,916,995	13,721,117	63.8
	India	30 Jan 2020	24-Nov-21	34,544,882	-	466,980	-	1.4%	2,528	994	775,076,432	418,692,797	30.1
	Afghanistan	24 Feb 2020	25-Nov-21	157,144	112	7,307	-	4.6%	413		4,285,440	3,454,113	8.7
	Pakistan	26 Feb 2020	25-Nov-21	1,283,223	363	28,690	13	2.2%	593	219	79,587,750	49,613,535	22.0
	New Zealand	28 Feb 2020	25-Nov-21	10,789	180	41	1	0.4%	219	7,661	3,860,356	3,544,945	69.2
	Bhutan	05 Mar 2020	23-Nov-21	2,633	-	3	-	0.1%	345	1,928	588,307	559,839	71.8
	Maldives	07 Mar 2020	25-Nov-21	91,122	76	248	-	0.3%	17,162	6,719	395,470	362,742	66.7
	Bangladesh	08 Mar 2020	25-Nov-21	1,575,185	237	27,970	9	1.8%	966	109	52,995,353	33,999,865	20.4
	Mongolia	10 Mar 2020	25-Nov-21	379,544	711	1,976	7	0.5%	11,768	2,344	2,259,393	2,148,807	64.5
	Turkey	10 Mar 2020	25-Nov-21	8,676,639	24,467	75,840	222	0.9%	10,400	4,665	56,119,518	50,192,722	59.0
	French Polynesia	12 Mar 2020	24-Nov-21	46,781	-	636	-	1.4%	16,750		161,102	153,474	54.3
	Guam	15 Mar 2020	24-Nov-21	19,137	-	263	-	1.4%	11,439		135,014	123,273	73.2
	New Caledonia	17 Mar 2020	25-Nov-21	12,033	41	276	-	2.3%	4,181		179,591	167,538	58.1
	Fiji	18 Mar 2020	24-Nov-21	52,474	-	695	-	1.3%	5,896	-	633,512	579,724	64.2
	Papua New Guinea	21 Mar 2020	24-Nov-21	34,846	-	542	-	1.6%	397	-	254,708	181,283	2.0
	Timor Leste	21 Mar 2020	23-Nov-21	19,820	-	122	-	0.6%	1,533	-	616,024	401,231	29.9
Northern Mariana Islands	28 Mar 2020	25-Nov-21	604	32	3	-	0.5%	1,056		38,485	35,240	68.0	
North Korea	24 Jul 2020	25-Jul-20	1	-	-	-	0.0%	0					
Solomon Islands	03 Oct 2020	16-Apr-21	20	-	-	-	0.0%	3			150,777	43,040	6.1
Wallis et Futuna	17 Oct 2020	06-May-21	445	-	7	-	1.6%	2,777			6,001	5,902	53.2

	Marshall Islands	26 Oct 2020	17-Nov-20	4	-	-	-	0.0%	7		24,770	21,780	28.0
	Vanuatu	11 Nov 2020	24-Oct-21	6	-	1	-	16.7%	2		89,472	40,110	12.8
	Samoa	18 Nov 2020	12-Feb-21	3	-	-	-	0.0%	2		137,258	86,246	43.1
	Micronesia	11 Jan 2021	11-Jan-21	1	-	-	-	0.0%	1		47,611	42,129	41.2
	Palau	31 May 2021	08-Oct-21	8	-	-	-	0.0%	44		18,058	15,786	73.3
	Tonga	05 Nov 2021	05-Nov-21	1	-				1		72,695	44,058	41.3
AMERICAS	USA	21 Jan 2020	25-Nov-21	48,988,273	15,723	798,520	275	1.6%	14,925	2,895	231,367,686	194,668,359	57.9
	Canada	25 Jan 2020	25-Nov-21	1,778,309	3,376	29,596	16	1.7%	4,679	2,495	30,183,156	28,912,964	76.0
	Brazil	26 Feb 2020	24-Nov-21	22,046,254	-	613,589	-	2.8%	10,411	201	162,436,791	128,481,994	60.0
	Mexico	28 Feb 2020	24-Nov-21	3,872,263	-	293,186	-	7.6%	3,035	76	76,046,332	64,502,180	49.5
	Saint Martin	01 Mar 2020	14-Nov-21	3,949	-	56	-	1.4%	10,392				
	Ecuador	01 Mar 2020	23-Nov-21	524,432	-	33,128	-	6.3%	3,019	208	13,381,327	10,852,890	60.7
	Dominican Republic	01 Mar 2020	25-Nov-21	405,513	759	4,197	2	1.0%	3,776	-	6,853,470	5,558,129	50.7
	Chile	03 Mar 2020	25-Nov-21	1,751,769	2,670	38,218	43	2.2%	9,243	4,539	16,809,001	15,995,385	83.3
	Argentina	03 Mar 2020	24-Nov-21	5,319,867	-	116,458	-	2.2%	11,838	-	36,229,716	28,645,100	62.8
	Peru	05 Mar 2020	24-Nov-21	2,228,212	-	200,961	-	9.0%	6,854	-	21,661,388	17,084,235	51.2
	Costa Rica	06 Mar 2020	24-Nov-21	566,296	-	7,280	-	1.3%	11,219	291	3,860,379	3,144,053	61.2
	Colombia	06 Mar 2020	24-Nov-21	5,055,253	-	128,236	-	2.5%	10,042	958	35,408,049	23,848,604	46.5
	French Guiana	06 Mar 2020	25-Nov-21	45,802	39	325	-	0.7%	23,427				
	Martinique	06 Mar 2020	16-Nov-21	44,318	-	700	-	1.6%	10,237				
	Paraguay	07 Mar 2020	24-Nov-21	462,453	-	16,365	-	3.5%	6,565	266	3,279,439	2,557,956	35.4
	Panama	10 Mar 2020	24-Nov-21	476,611	-	7,358	-	1.5%	11,224	1,438	3,001,510	2,418,205	55.2
	Bolivia	10 Mar 2020	23-Nov-21	531,428	-	19,096	-	3.6%	4,616	487	4,688,731	3,948,592	33.4
	Honduras	11 Mar 2020	24-Nov-21	377,712	-	10,402	-	2.8%	3,876		3,987,966	3,928,749	39.0
	Cuba	11 Mar 2020	25-Nov-21	961,698	240	8,299	-	0.9%	8,485	-	10,136,225	9,086,703	80.3
	Guyana	11 Mar 2020	24-Nov-21	37,524	-	980	-	2.6%	4,794		396,840	271,206	34.3
	Jamaica	12 Mar 2020	25-Nov-21	90,961	56	2,367	2	2.6%	3,085	435	653,892	498,762	16.8
	St Vincent and the Grenadines	12 Mar 2020	24-Nov-21	5,446	-	74	-	1.4%	4,925	1,138	30,118	22,009	19.8
	Saint Lucia	13 Mar 2020	24-Nov-21	12,927	-	279	-	2.2%	7,072		53,818	45,521	24.7

Trinidad and Tobago	13 Mar 2020	25-Nov-21	68,288	624	2,040	31	3.0%	4,895	-	639,964	638,366	45.5
Venezuela	13 Mar 2020	24-Nov-21	427,418	-	5,104	-	1.2%	1,499		13,858,057	9,271,857	32.3
Guatemala	13 Mar 2020	25-Nov-21	616,554	829	15,885	15	2.6%	3,713	-	5,798,003	3,894,580	21.3
Uruguay	13 Mar 2020	24-Nov-21	398,436	-	6,119	-	1.5%	11,510	-	2,777,777	2,641,120	75.8
Curacao	13 Mar 2020	24-Nov-21	17,362	-	178	-	1.0%	11,021		102,588	94,771	57.5
Puerto Rico	13 Mar 2020	24-Nov-21	187,581	-	3,266	-	1.7%	5,873		2,690,338	2,361,160	73.9
Suriname	13 Mar 2020	24-Nov-21	50,629	-	1,158	-	2.3%	8,709		256,419	216,422	36.6
Antigua and Barbuda	13 Mar 2020	23-Nov-21	4,138	-	117	-	2.8%	4,261	-	61,097	55,430	56.1
Guadeloupe	13 Mar 2020	18-Nov-21	55,147	-	746	-	1.4%	12,449				
Cayman Islands	13 Mar 2020	24-Nov-21	6,459	-	4	-	0.1%	9,945		57,558	55,352	83.2
Aruba	14 Mar 2020	25-Nov-21	16,263	17	174	1	1.1%	15,297		83,524	77,877	72.7
Bahamas	15 Mar 2020	23-Nov-21	22,696	-	671	-	3.0%	5,827	695	149,231	134,481	33.9
US Virgin Islands	16 Mar 2020	24-Nov-21	7,490	-	85	-	1.1%	7,024		59,714	51,904	48.8
Sint Maarten	17 Mar 2020	24-Nov-21	4,570	-	75	-	1.6%	11,219		26,750	24,682	56.8
Montserrat	17 Mar 2020	09-Oct-21	41	-	1	-	2.4%	439		1,531	1,417	28.5
Barbados	17 Mar 2020	24-Nov-21	24,432	-	215	-	0.9%	8,512		153,017	135,089	47.0
El Salvador	18 Mar 2020	24-Nov-21	118,041	-	3,764	-	3.2%	1,829	-	4,411,456	4,034,848	61.9
Nicaragua	18 Mar 2020	23-Nov-21	17,152	-	209	-	1.2%	262		3,842,428	2,190,695	32.7
Bermuda	18 Mar 2020	22-Nov-21	5,724	-	106	-	1.9%	8,955		48,464	47,365	76.3
Haiti	19 Mar 2020	24-Nov-21	24,974	-	723	-	2.9%	222		118,222	66,888	0.6
Dominica	22 Mar 2020	20-Nov-21	5,642	-	35	-	0.6%	7,857		28,590	26,544	36.8
Grenada	22 Mar 2020	24-Nov-21	5,880	-	200	-	3.4%	5,250		39,717	33,603	29.7
Belize	23 Mar 2020	24-Nov-21	29,967	-	569	-	1.9%	7,677	2,865	227,261	190,806	47.1
Turks and Caicos Islands	23 Mar 2020	24-Nov-21	3,092	-	23	-	0.7%	8,096		29,210	27,133	69.2
Saint Kitts and Nevis	24 Mar 2020	23-Nov-21	2,774	-	28	-	1.0%	5,252	3,527	26,851	24,563	45.9
British Virgin Islands	25 Mar 2020	17-Nov-21	2,765	-	38	-	1.4%	9,207		18,137	16,471	54.1
Anguilla	26 Mar 2020	22-Nov-21	1,334	-	3	-	0.2%	10,065		9,906	9,160	60.6
Caribbean Netherlands	01 Apr 2020	24-Nov-21	2,802	-	22	-	0.8%	15,556		19,109	16,736	63.3

	Falkland Islands	03 Apr 2020	04-Nov-21	72	-	-	-	0.0%	2,729		2,632	1,775	50.3
	Saint Pierre and Miquelon	05 Apr 2020	22-Nov-21	44	-	-	-	0.0%	627				
	Saint Barthelemy	25 Jul 2020	14-Nov-21	1,595	-	6	-	0.4%	18,876				
EUROPE	France	24 Jan 2020	25-Nov-21	7,516,746	33,464	118,777	43	1.6%	11,209		51,776,077	46,777,499	69.2
	Germany	27 Jan 2020	25-Nov-21	5,638,431	76,132	100,796	315	1.8%	6,782	1,933	58,901,630	56,716,237	67.6
	Finland	29 Jan 2020	25-Nov-21	180,878	1,344	1,302	-	0.7%	3,277	2,515	4,271,787	3,996,937	72.0
	Italy	30 Jan 2020	25-Nov-21	4,968,341	13,756	133,486	71	2.7%	8,240	10,182	47,024,914	43,914,618	72.8
	Russian Federation	31 Jan 2020	25-Nov-21	9,468,189	33,796	269,057	1,238	2.8%	6,558	2,619	64,765,694	54,621,506	37.4
	Spain	31 Jan 2020	25-Nov-21	5,121,100	9,258	87,931	27	1.7%	10,878	-	38,263,801	37,567,042	80.4
	Sweden	31 Jan 2020	24-Nov-21	1,196,688	-	15,142	-	1.3%	11,635		7,302,089	7,010,751	69.0
	United Kingdom of Great Britain	31 Jan 2020	25-Nov-21	10,021,497	46,654	144,433	147	1.4%	14,995	14,552	50,827,554	46,208,819	67.8
	Belgium	05 Feb 2020	25-Nov-21	1,659,025	23,350	26,743	38	1.6%	14,446	8,502	8,816,437	8,670,937	74.5
	Switzerland	25 Feb 2020	25-Nov-21	974,317	7,999	11,462	22	1.2%	11,363	4,807	5,823,517	5,671,311	65.1
	Austria	25 Feb 2020	25-Nov-21	1,108,889	13,592	12,233	53	1.1%	12,492	61,425	6,270,341	5,870,021	64.9
	Croatia	25 Feb 2020	25-Nov-21	589,015	6,246	10,569	64	1.8%	14,481	3,172	2,141,962	1,906,220	46.7
	Norway	26 Feb 2020	24-Nov-21	251,397	-	1,049	-	0.4%	4,701	2,780	4,230,935	3,800,718	69.5
	Romania	26 Feb 2020	25-Nov-21	1,771,887	2,104	55,829	212	3.2%	9,154	1,154	7,507,373	7,250,727	37.9
	Estonia	26 Feb 2020	25-Nov-21	219,878	619	1,773	10	0.8%	16,575	4,754	824,451	783,528	59.1
	Georgia	26 Feb 2020	25-Nov-21	826,714	4,331	11,736	57	1.4%	22,221	-	1,128,312	984,539	24.7
	North Macedonia	26 Feb 2020	25-Nov-21	213,779	473	7,492	18	3.5%	10,261	9,231	885,888	789,905	37.9
	Greece	26 Feb 2020	25-Nov-21	908,222	6,561	17,693	81	1.9%	8,475	42,490	6,958,548	6,541,108	63.1
	Denmark	27 Feb 2020	25-Nov-21	466,817	4,390	2,841	12	0.6%	8,023	26,591	4,547,928	4,443,244	76.4
	San Marino	27 Feb 2020	20-Nov-21	5,790	-	93	-	1.6%	17,100		25,284	22,335	65.7
	Lithuania	27 Feb 2020	25-Nov-21	462,431	1,964	6,627	24	1.4%	16,593	7,371	1,858,952	1,769,203	65.8
	Netherlands	27 Feb 2020	25-Nov-21	2,534,137	22,184	19,158	60	0.8%	14,620	2,315	13,220,692	12,663,364	73.7
Azerbaijan	27 Feb 2020	25-Nov-21	580,507	1,880	7,736	27	1.3%	5,792	1,400	5,059,543	4,538,992	44.4	
Belarus	28 Feb 2020	25-Nov-21	646,743	1,674	5,010	15	0.8%	6,832	3,740	3,415,261	2,560,448	27.1	
Iceland	28 Feb 2020	25-Nov-21	17,294	142	35	1	0.2%	4,786	7,740	284,996	280,441	81.7	
Ireland	28 Feb 2020	25-Nov-21	546,909	4,763	5,652	-	1.0%	11,068	7,017	3,849,615	3,782,867	75.9	

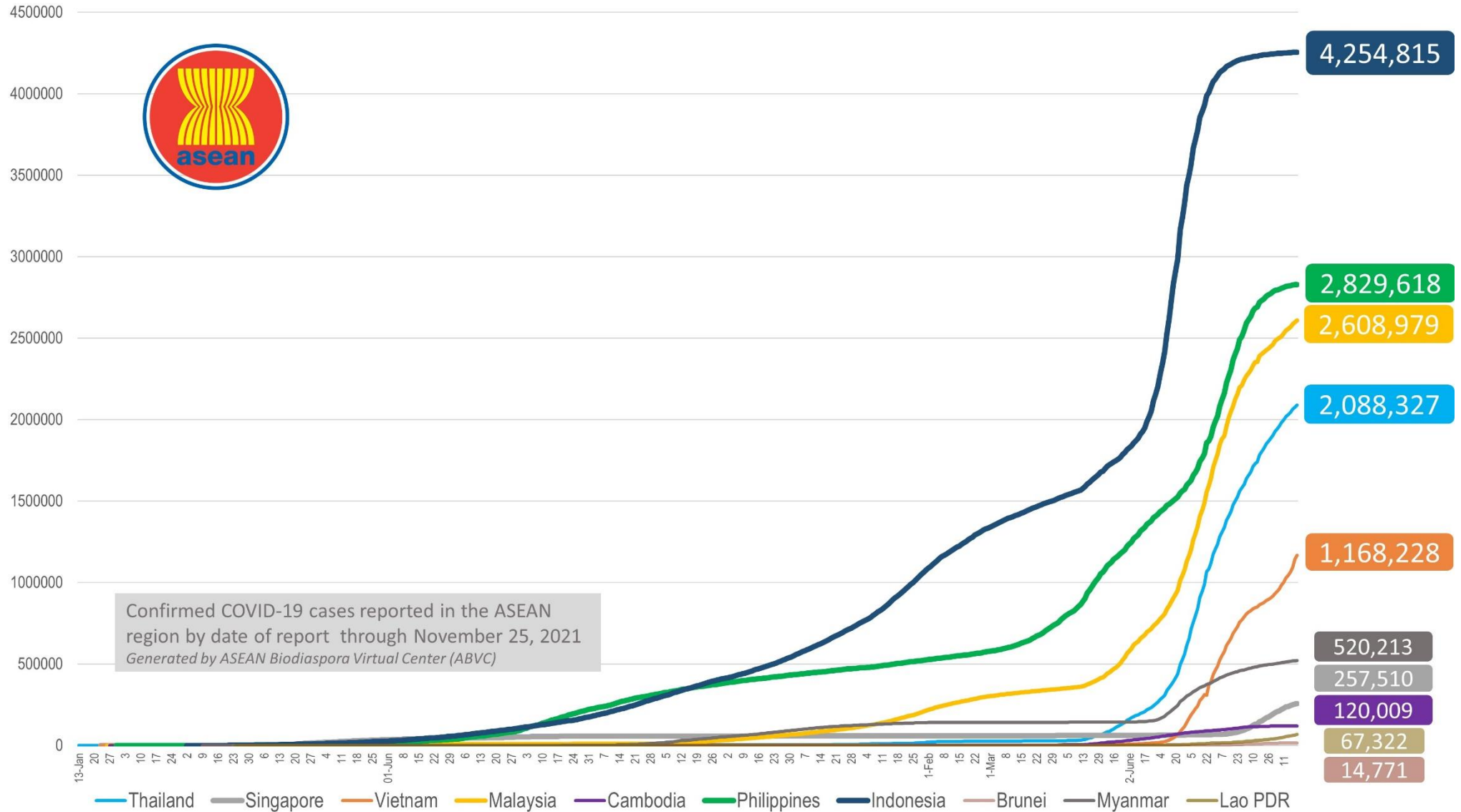
Monaco	29 Feb 2020	25-Nov-21	3,669	27	36	-	1.0%	9,416		26,672	23,308	59.0
Czech Republic	01 Mar 2020	25-Nov-21	2,062,064	18,046	32,523	115	1.6%	19,326		6,572,523	6,297,171	58.7
Luxembourg	01 Mar 2020	24-Nov-21	87,773	-	864	-	1.0%	14,159	3,470	444,171	418,437	65.9
Armenia	01 Mar 2020	25-Nov-21	336,330	592	7,419	40	2.2%	11,371	3,231	738,887	372,004	12.5
Latvia	02 Mar 2020	25-Nov-21	250,132	1,095	4,083	20	1.6%	13,077	6,247	1,262,153	1,161,868	62.2
Portugal	02 Mar 2020	25-Nov-21	1,133,241	3,150	18,385	15	1.6%	11,035	2,410	9,053,901	8,925,907	87.8
Andorra	02 Mar 2020	25-Nov-21	16,566	140	131	-	0.8%	21,475	2,208	54,999	49,535	64.0
Liechtenstein	03 Mar 2020	25-Nov-21	4,359	54	61	-	1.4%	11,465	6,731	25,643	24,915	65.1
Ukraine	03 Mar 2020	25-Nov-21	3,384,404	16,943	83,541	628	2.5%	7,625	1,310	13,083,133	10,438,680	24.0
Slovenia	04 Mar 2020	25-Nov-21	411,301	2,678	5,125	11	1.2%	19,699	3,646	1,225,517	1,141,720	54.9
Hungary	04 Mar 2020	25-Nov-21	1,057,017	12,165	33,704	185	3.2%	10,819	2,982	6,072,192	5,816,050	60.4
Poland	04 Mar 2020	25-Nov-21	3,434,272	28,143	82,186	498	2.4%	9,044	3,253	20,671,677	20,298,362	53.7
Faroe Islands	04 Mar 2020	24-Nov-21	3,337	-	13	-	0.4%	6,855		40,205	38,142	77.8
Bosnia and Herzegovina	05 Mar 2020	25-Nov-21	272,063	740	12,412	26	4.6%	8,242	983	833,233	720,641	22.1
Gibraltar	05 Mar 2020	25-Nov-21	7,092	43	98	-	1.4%	21,044		40,906	39,819	118.2
Slovakia	06 Mar 2020	25-Nov-21	641,903	10,165	14,107	51	2.2%	11,769	9,854	2,603,399	2,338,236	42.8
Serbia	06 Mar 2020	25-Nov-21	1,244,169	2,677	11,433	48	0.9%	17,915	2,654	3,245,207	3,094,282	45.0
Vatican City	06 Mar 2020	17-Oct-20	27	-	-	-	0.0%	2,932				
Malta	07 Mar 2020	25-Nov-21	39,011	83	466	2	1.2%	7,761	5,050	434,973	431,580	83.6
Moldova	07 Mar 2020	25-Nov-21	361,116	855	8,985	35	2.5%	13,588	836	948,882	924,050	23.0
Bulgaria	08 Mar 2020	24-Nov-21	682,552	-	27,778	-	4.1%	9,785	6,822	1,786,530	1,725,730	25.0
Albania	09 Mar 2020	25-Nov-21	198,292	516	3,068	5	1.5%	6,947	-	1,059,927	942,903	32.8
Cyprus	09 Mar 2020	24-Nov-21	131,462	-	591	-	0.4%	10,968	52,421	617,240	580,407	64.8
Channel Islands	09 Mar 2020	25-Nov-21	3,598	155	23	-	0.6%	5,516		32,969	13,618	21.5
Jersey	10 Mar 2020	25-Nov-21	13,518	146	80	-	0.6%	14,886		79,414	74,973	74.2
Kazakhstan	13 Mar 2020	25-Nov-21	967,369	946	12,622	19	1.3%	5,225	-	8,650,815	7,969,940	42.0
Kosovo	13 Mar 2020	25-Nov-21	161,037	6	2,983	1	1.9%	8,975				
Uzbekistan	15 Mar 2020	25-Nov-21	192,175	219	1,389	4	0.7%	572		16,606,819	5,882,086	17.3
Greenland	16 Mar 2020	24-Nov-21	1,311	-	-	-	0.0%	2,332		40,125	37,258	65.5
Montenegro	17 Mar 2020	25-Nov-21	156,004	310	2,275	7	1.5%	25,076		271,131	252,558	40.2
Kyrgyzstan	18 Mar 2020	25-Nov-21	183,066	70	2,734	2	1.5%	2,835		1,091,411	870,255	13.1

MIDDLE EAST	Isle of Man	19 Mar 2020	25-Nov-21	10,895	98	66	-	0.6%	12,881		68,208	64,769	75.8
	Tajikistan	30 Apr 2020	20-Nov-21	17,095	-	124	-	0.7%	183		2,788,171	2,271,153	23.3
	UAE	29 Jan 2020	25-Nov-21	741,720	77	2,145	-	0.3%	7,591	10,929	9,801,529	8,832,256	88.4
	Iran	19 Feb 2020	25-Nov-21	6,097,672	4,850	129,376	96	2.1%	7,354	1,805	56,653,947	44,726,047	52.6
	Israel	21 Feb 2020	22-Nov-21	1,341,262	-	8,177	-	0.6%	14,815	8,974	6,278,664	5,768,957	62.1
	Lebanon	21 Feb 2020	25-Nov-21	663,779	1,510	8,685	9	1.3%	9,682	-	1,883,131	1,656,653	24.5
	Kuwait	24 Feb 2020	25-Nov-21	413,224	26	2,465	-	0.6%	9,822	4,066	1,452,148	923,307	21.3
	Oman	24 Feb 2020	25-Nov-21	304,519	5	4,113	-	1.4%	6,121		3,310,409	2,828,176	54.1
	Bahrain	24 Feb 2020	25-Nov-21	277,510	29	1,394	-	0.5%	16,909	11,512	1,186,647	1,155,518	66.1
	Iraq	24 Feb 2020	25-Nov-21	2,077,665	743	23,748	23	1.1%	5,285	349	7,055,224	4,325,757	10.5
	Qatar	29 Feb 2020	25-Nov-21	242,673	155	611	-	0.3%	8,569	-	2,360,308	2,218,292	75.7
	Saudi Arabia	02 Mar 2020	25-Nov-21	549,618	28	8,829	1	1.6%	1,604	745	24,549,813	22,311,359	63.1
	Jordan	02 Mar 2020	25-Nov-21	932,539	4,283	11,459	30	1.2%	9,232	4,203	4,100,375	3,703,946	36.1
	Palestine	05 Mar 2020	25-Nov-21	459,479	266	4,789	1	1.0%	9,807		1,886,212	1,339,710	25.7
AFRICA	Syria	22 Mar 2020	24-Nov-21	47,558	-	2,719	-	5.7%	279		823,249	722,839	4.0
	Yemen	10 Apr 2020	25-Nov-21	9,977	5	1,943	1	19.5%	34		537,397	353,822	1.2
	Egypt	14 Feb 2020	24-Nov-21	353,024	-	20,109	-	5.7%	352		23,649,491	14,022,224	13.5
	Algeria	25 Feb 2020	25-Nov-21	209,624	161	6,041	6	2.9%	487		6,697,263	5,298,544	11.9
	Nigeria	28 Feb 2020	24-Nov-21	213,818	-	2,974	-	1.4%	106	43	6,183,844	3,456,204	1.6
	Tunisia	02 Mar 2020	24-Nov-21	716,702	-	25,356	-	3.5%	6,128	288	6,020,234	5,029,931	42.1
	Morocco	02 Mar 2020	25-Nov-21	949,378	115	14,770	-	1.6%	2,603	293	24,484,400	22,625,602	60.6
	Senegal	02 Mar 2020	25-Nov-21	73,975	2	1,885	-	2.5%	454	72	1,316,401	918,359	5.3
	South Africa	05 Mar 2020	24-Nov-21	2,950,035	-	89,657	-	3.0%	5,038	474	16,857,214	14,115,744	23.5
	Cameroon	06 Mar 2020	24-Nov-21	106,794	-	1,791	-	1.7%	413		704,917	504,892	1.9
	Togo	06 Mar 2020	25-Nov-21	26,232	8	243	-	0.9%	325	126	998,792	508,930	6.0
	Burkina Faso	09 Mar 2020	16-Nov-21	15,514	-	265	-	1.7%	76		364,565	297,231	1.4
	Democratic Republic of Congo	10 Mar 2020	24-Nov-21	58,060	-	1,104	-	1.9%	67		124,424	46,256	0.1
	Ivory Coast	11 Mar 2020	24-Nov-21	61,660	-	703	-	1.1%	240	83	2,669,432	1,176,366	4.4
	Reunion	11 Mar 2020	23-Nov-21	59,048	-	381	-	0.6%	7,600				
	Ghana	13 Mar 2020	20-Nov-21	130,920	-	1,209	-	0.9%	430	-	2,651,463	842,225	2.7
	Guinea	13 Mar 2020	23-Nov-21	30,751	-	387	-	1.3%	241		1,649,208	794,289	5.9
	Gabon	13 Mar 2020	24-Nov-21	37,223	-	276	-	0.7%	1,713	1,984	166,353	111,626	4.9
	Sudan	13 Mar 2020	24-Nov-21	41,959	-	3,114	-	7.4%	98		1,154,253	581,846	1.3
	Kenya	13 Mar 2020	25-Nov-21	254,862	46	5,332	-	2.1%	485	-	4,087,317	2,510,280	4.6
Ethiopia	13 Mar 2020	25-Nov-21	370,886	174	6,714	6	1.8%	331	30	5,466,920	1,423,493	1.2	
Central African Republic	14 Mar 2020	23-Nov-21	11,708	-	101	-	0.9%	247		362,298	321,982	6.5	
Seychelles	14 Mar 2020	25-Nov-21	23,197	366	125	-	0.5%	23,761		81,669	77,467	78.3	

Rwanda	14 Mar 2020	24-Nov-21	100,277	-	1,341	-	1.3%	794	1,115	5,744,232	3,004,325	22.6	
Namibia	14 Mar 2020	24-Nov-21	129,133	-	3,572	-	2.8%	5,177	473	355,254	294,586	11.4	
Swaziland	14 Mar 2020	25-Nov-21	46,514	8	1,248	-	2.7%	4,051	-	259,022	249,607	21.3	
Mauritania	14 Mar 2020	25-Nov-21	38,950	69	825	3	2.1%	861	-	1,060,233	673,813	14.1	
Mayotte	14 Mar 2020	24-Nov-21	20,914	-	185	-	0.9%	13,150	-	-	-	-	
Equatorial Guinea	15 Mar 2020	22-Nov-21	13,547	-	170	-	1.3%	999	557	246,519	196,616	13.6	
Republic of Congo	15 Mar 2020	23-Nov-21	18,837	-	349	-	1.9%	350	-	496,643	128,936	2.3	
Benin	16 Mar 2020	24-Nov-21	24,850	-	161	-	0.6%	211	-	339,452	297,726	2.4	
Liberia	16 Mar 2020	22-Nov-21	5,819	-	287	-	4.9%	118	-	494,052	456,623	8.8	
Tanzania	16 Mar 2020	23-Nov-21	26,261	-	730	-	2.8%	45	-	885,579	965,778	1.6	
Somalia	16 Mar 2020	19-Nov-21	22,969	-	1,324	-	5.8%	149	-	589,128	564,612	3.5	
Gambia	17 Mar 2020	17-Nov-21	9,988	-	342	-	3.4%	425	85	236,834	222,890	9.0	
Zambia	17 Mar 2020	25-Nov-21	210,112	13	3,667	-	1.7%	1,176	164	806,611	652,092	3.5	
Mauritius	18 Mar 2020	10-Nov-21	18,979	-	240	-	1.3%	1,499	-	913,774	878,513	69.0	
Djibouti	18 Mar 2020	25-Nov-21	13,504	1	186	-	1.4%	1,387	-	73,592	26,087	2.6	
Niger	19 Mar 2020	25-Nov-21	6,921	19	251	3	3.6%	30	-	506,083	456,958	1.8	
Chad	19 Mar 2020	01-Nov-21	5,105	-	175	-	3.4%	32	-	179,130	70,521	0.4	
Zimbabwe	20 Mar 2020	24-Nov-21	133,747	-	4,703	-	3.5%	913	182	3,697,233	2,757,486	18.3	
Cape Verde	20 Mar 2020	25-Nov-21	38,347	2	349	-	0.9%	6,973	-	303,569	236,339	42.1	
Madagascar	20 Mar 2020	23-Nov-21	44,072	-	967	-	2.2%	163	-	473,726	425,211	1.5	
Uganda	21 Mar 2020	23-Nov-21	127,299	-	3,250	-	2.6%	288	105	3,838,439	912,983	1.9	
Eritrea	21 Mar 2020	25-Nov-21	7,269	19	58	1	0.8%	205	-	-	-	-	
Angola	21 Mar 2020	24-Nov-21	65,080	-	1,731	-	2.7%	204	-	6,266,044	2,760,266	8.1	
Mozambique	22 Mar 2020	25-Nov-21	151,512	9	1,940	-	1.3%	499	-	6,257,220	3,449,256	10.7	
Libya	24 Mar 2020	25-Nov-21	370,187	732	5,425	11	1.5%	5,462	-	1,655,281	619,509	8.9	
Guinea-Bissau	25 Mar 2020	23-Nov-21	6,438	-	146	-	2.3%	335	-	345,207	18,366	0.9	
Mali	25 Mar 2020	25-Nov-21	17,144	48	601	-	3.5%	87	-	492,512	281,485	1.4	
Botswana	30 Mar 2020	22-Nov-21	194,652	-	2,416	-	1.2%	8,450	-	883,188	469,369	19.6	
Sierra Leone	31 Mar 2020	11-Nov-21	6,400	-	121	-	1.9%	82	-	603,654	302,686	3.7	
Burundi	31 Mar 2020	18-Nov-21	20,332	-	14	-	0.1%	176	-	835	494	-	
Malawi	02 Apr 2020	25-Nov-21	61,872	5	2,304	-	3.7%	332	-	1,100,295	594,360	3.0	
South Sudan	05 Apr 2020	24-Nov-21	12,701	-	133	-	1.0%	115	-	185,148	133,315	1.2	
Sao Tome and Principe	06 Apr 2020	14-Nov-21	3,731	-	56	-	1.5%	1,735	-	82,256	31,995	14.3	
Comoros	30 Apr 2020	24-Nov-21	4,478	-	150	-	3.3%	526	-	278,152	198,198	22.3	
Lesotho	13May 2020	22-Nov-21	21,735	-	662	-	3.0%	1,023	-	581,857	572,287	26.5	
			246,581,675	487,743	4,909,256	5,152	2.0%						

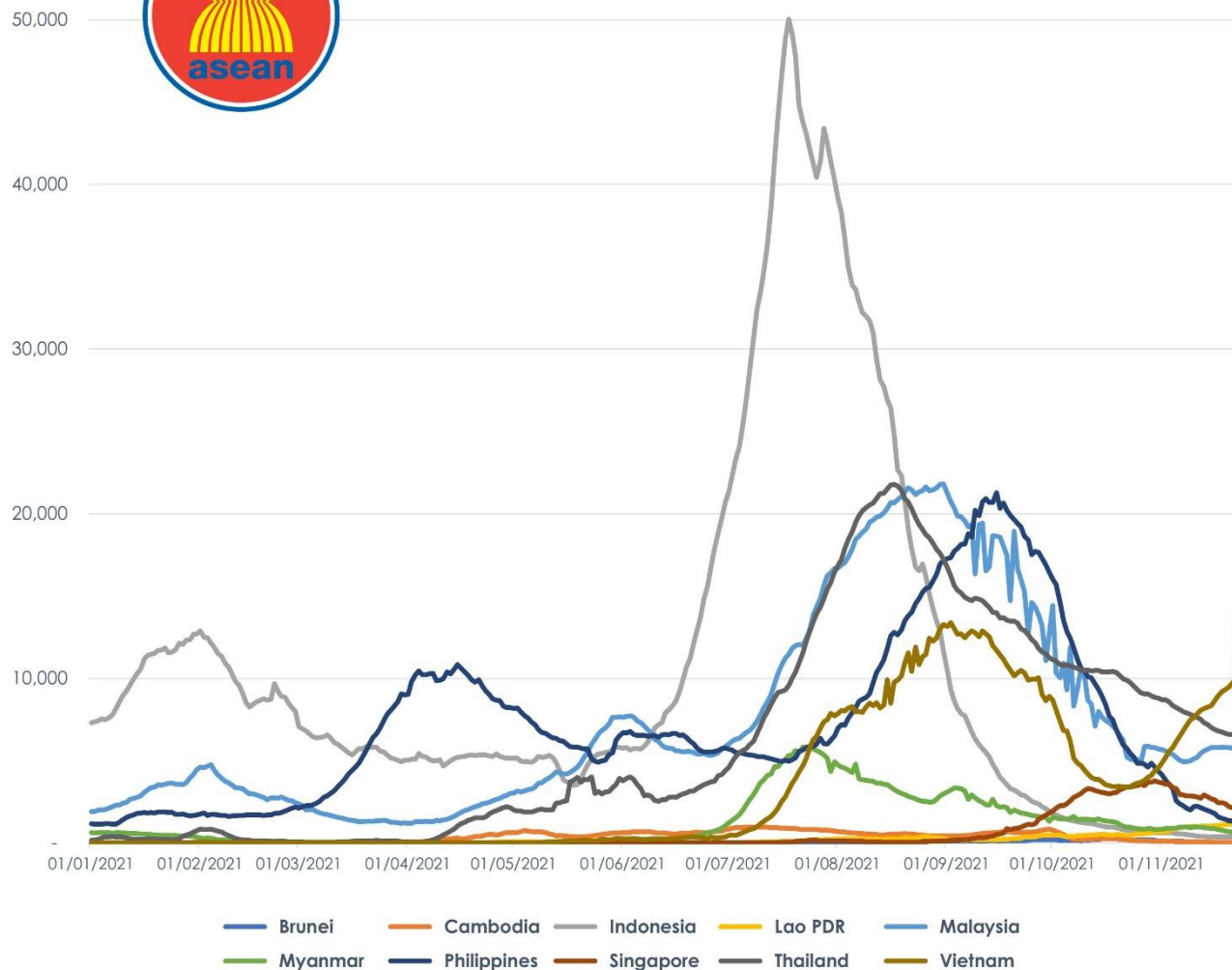
COVID-19 Epi curve among ASEAN Countries

as of 25 November 2021



7-Day Rolling Average of COVID-19 new cases

as of 25 November 2021

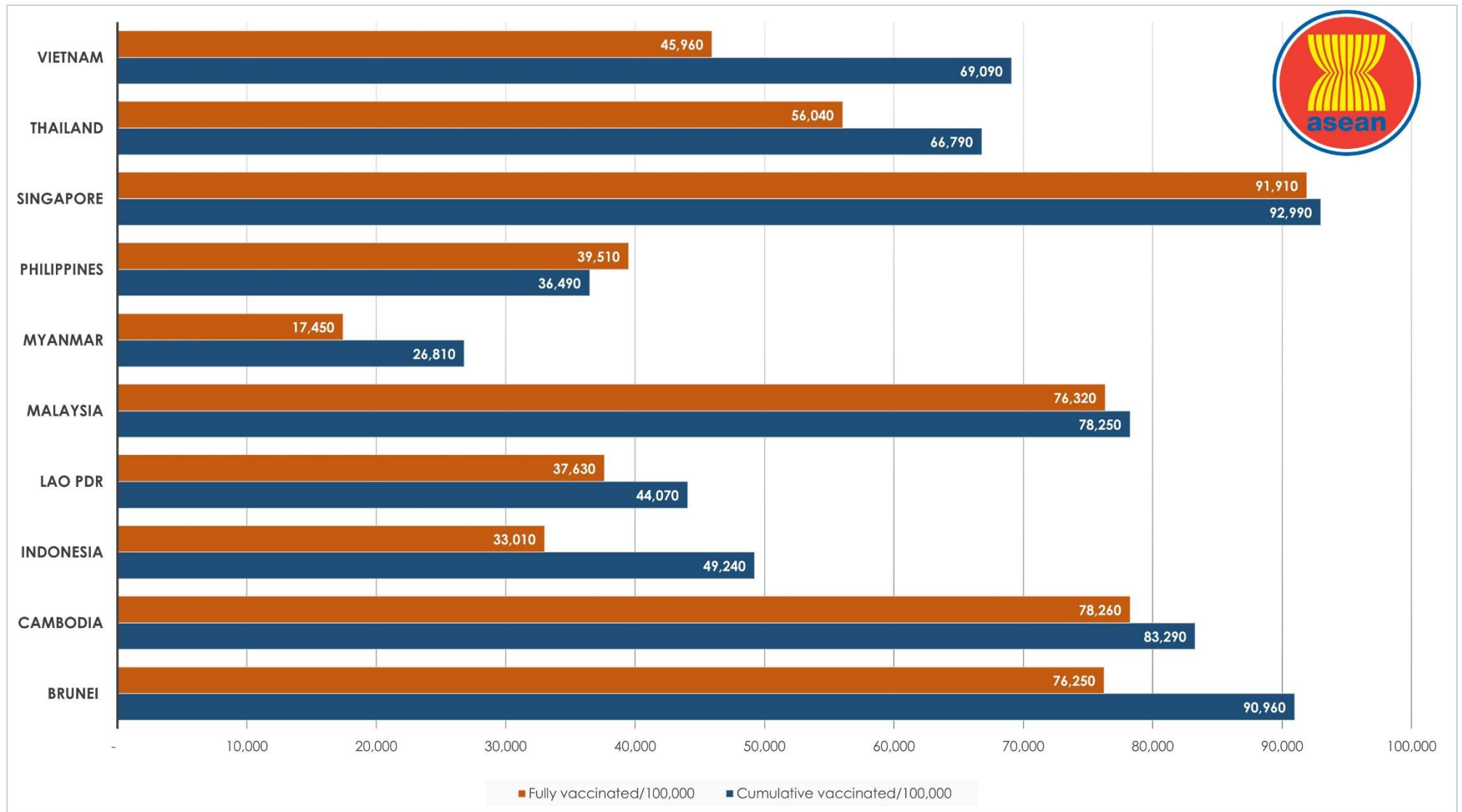


ASEAN Country	New Cases Rate of Change 7-Day Window*	P-value
Brunei	1.44	0.057
Cambodia	-2.17	0
Indonesia	-1.99	0.055
Lao PDR	17.24	0.001
Malaysia	-26.66	0.002
Myanmar	-23.38	0
Philippines	-51.77	0.001
Singapore	-79.32	0.001
Thailand	-57.14	0.001
Vietnam	1080.18	0.004

*Beta coefficient of linear line of best fit; equal to the rate of change in the 7-day rolling average of new cases over the past 7 days (as of November 25, 2021)

COVID-19 Vaccination Status


as of 25 November 2021



Note on Philippine data: Cumulative people vaccinated has not been updated by the source.

Outlook Assessment

as of 23 November 2021

 ASEAN MEMBER STATE	REQUIREMENT							
	At least 80% of the high-risk population has been vaccinated with at least one dose of a COVID-19 vaccine.		At least 65% of the total population has a level of immunity to COVID-19; either recovered from COVID-19 or have been vaccinated with at least one dose of a COVID-19 vaccine.		Case levels are generally low (a 7-day rolling average number of daily new cases that is <10 cases per 100,000, with each day's past-14-day test positivity is consistently <5%).		Government Policy on containment and health (strictness and comprehensiveness in COVID-19 related government policies)	
	% of High risk population with one dose	Population vaccinated/day (7-day average)	% of Total population with one dose	Completion date (moderate case scenario)	Daily cases/100,000	Test positivity last 14 days	Containment and health index score -Oxford COVID-19 Government Response Tracker (OxCGRT)	Change over the past 30 days
Brunei	82.2	0.91%/day	75.3	0.91%/day	12.96	Unknown	82.1/100	0.0
Cambodia	>90.0	0%/day	84.1	0.03%/day	0.25	Unknown	60.4/100	-4.8
Indonesia	>90.0	0%/day	34.7	0.27%/day	0.13	0.2%	56.6/100	0.0
Lao PDR	>90.0	0%/day	41.1	unknown	16.78	27.6	71.2/100	-0.3
Malaysia	>90.0	0%/day	76.7	0.04%/day	15.17	4.3	62.5/100	0.0
Myanmar	51.3	unknown-	18.1	Unknown	1.10	Unknown	81.9/100	+8.9
Philippines	>90.0	2.37%/day	41.9	unknown	1.08	4.9	81.3/100	0.0
Singapore	>90.0	0%/day	88.9	unknown	35.29	16.7	64.3/100	-4.2
Thailand	>90.0	0%/day	56.9	0.61%/day	9.18	16.8	64.9/100	-3.6
Vietnam	51.1	1.56%/day	47.0	1.56%/day	10.32	5.7	73.5/100	+5.4



Report generated by
ASEAN Biodiaspora Virtual Center (ABVC)
 in collaboration with **Bluedot Inc.**
 Email: support@biodiaspora.org

