

COVID-19 Situational Report in the ASEAN Region

ASEAN BioDiaspora Virtual Center (ABVC)

as of January 26, 2022



Canada



COVID-19: Highlights and Situation Overview

Global Update

- Worldwide, there have been over 358.8 million cases and 5.6 million deaths attributed to COVID-19.
- According to the World Health Organization (WHO), the number of new COVID-19 cases globally has increased in the past week (17-23 January 2022) by 5%, while the number of new deaths remained similar to that reported during the previous week. Across the six WHO regions, over 21 million new cases were reported this week, representing the highest number of weekly cases recorded since the beginning of the pandemic. Nearly 50 000 new deaths were also reported. As of 23 January 2022, over 346 million confirmed cases and over 5.5 million deaths have been reported worldwide. Meanwhile, a slower increase in case incidence was observed at the global level, with only half of the regions reporting an increase in the number of new weekly cases, as compared to five out of six regions in the previous week. The Eastern Mediterranean Region reported the largest increase in the number of new cases (39%), followed by the South-East Asia Region (36%) and the European Region (13%). The number of new weekly deaths increased in the South-East Asia Region (44%), the Eastern Mediterranean Region (15%) and the Region of the Americas (7%), while the other Regions all reported declines in new weekly deaths.

Regional Update

- Philippines' Department of Health (DOH) reported 17,677 new COVID-19 infections on January 25 (Tuesday), raising the number of confirmed cases in the country to 3,459,646. The DOH said the number of active cases dropped to 247,451 as the country's positivity rate also dipped to 37.2%, below 40% for the first time since January 6. The COVID-19 risk levels for the Philippines and its capital region have been lowered to "high risk" from "critical risk. DOH said that the number of COVID-19 cases in Metro Manila continues to decline after reaching the peak.
- Malaysia's health Director-General said on January 25 (Tuesday) that a total of 162 Omicron cases were detected in the country in the past 24 hours. The Institute of Medical Research identified 89 new cases, the University of Malaya Faculty of Medicine 71 new cases and the Malaysia Genome and the Vaccine Institute identified 2 new cases. To date, the cumulative number of cases with Delta variant is 6,188, 601 cases of Omicron variant, 233 Beta variant and 14 Alpha variant. The Director-General added that over the same comparison period, a total of 13 new clusters were identified, bringing the tally to 244 active clusters in Malaysia.
- Vietnam's Deputy Director of the Ho Chi Minh City's Centre for disease control (HCDC) said that most COVID-19 infections related to the Omicron variant of coronavirus SARS-CoV-2 in Vietnam show no symptoms. Vietnam has so far recorded 163 Omicron cases nationwide, mostly in Ho Chi Minh City with 72 cases. He said that only 7 out of the 88 cases treated in HCM City have mild symptoms such as fever, chills, and sore throat. All patients have been in stable health, with the average time from testing positive to negative being only about 6-7 days. The health of the most serious case of Omicron - an 82-year-old woman who entered the country on January 10 with many background diseases such as final-stage blood cancer and diabetes - has also stabilized. Meanwhile, Hanoi's municipal Steering Committee for COVID-19 Prevention and Control's meeting on January 26 announced that the first community Omicron case in Hanoi. A person who came in contact with 13 imported cases of COVID-19 Omicron variant was the first recorded case of Omicron in the community in the capital city of Hanoi. The capital city has now seen 118,111 cases and is still on alert level 2 (medium-risk).

Vaccine Update

- According to Malaysia's Health Ministry's COVIDNOW portal, a total of 25,702,311 individuals or 97.9% of the adult population have completed the COVID-19 vaccination, while 26,062,066 individuals or 99.1% have received at least one dose of the vaccine as of January 25 (Tuesday). A total of 11,119,363 individuals or 47.5% of the adult population in the country have also received the COVID-19 booster dose. For adolescents aged between 12 and 17, a total of 2,783,457 individuals or 88.4% have completed the vaccination, while 2,865,416 individuals or 91.0% of the group have received at least one dose of the vaccine. On daily statistics, a total of 213,226 doses of the vaccine were dispensed yesterday, with 2,169 as first dose, 2,680 second dose and 208,377 as booster dose, bringing the cumulative number of vaccine doses administered under the National Covid-19 Immunization Programme (NIP) to 62,679,781.
- Laos has received COVID-19 vaccines. 899,730 doses of the vaccine donated by the United States of America (USA) arrived at Wattay International Airport on Monday evening (January 24), and is the second such donation to be delivered this month. The first shipment of 799,110 doses arrived in Laos on January 2, bringing the total of vaccines received from the USA this month to 1,698,840 doses of vaccine. The vaccine will be distributed among priority groups in Laos in line with the National Deployment and Vaccination Plan. Adolescents aged 12 to 17, people aged 60 and over, people with underlying health conditions, and pregnant women will be among those who will benefit from the latest donation of Pfizer BioNTech vaccine. The new shipment has been procured through the COVAX Facility, which is a partnership co-led by Gavi, the Coalition for Epidemic Preparedness Innovations, and WHO, with UNICEF as a key delivery partner. The United States, through USAID, UNICEF and WHO, is strengthening Laos' capacity to safely and effectively distribute COVID-19 vaccines. This latest contribution from the United States will support the government's efforts to vaccinate 80% of the population by the end of 2022 and contributes to the COVAX Facility's mission of ensuring global equitable access to COVID-19 vaccines during the pandemic. Meanwhile, the eighth batch of China-donated COVID-19 vaccines has arrived in Laos on January 25 (Tuesday). 1.5 million doses of COVID-19 vaccines have been handed yesterday by Chinese ambassador to Laos to Laos' Prime Minister. China has so far provided 8.9 million doses of the COVID-19 vaccines to Laos.
- Vietnam has received an additional 6.27 doses of COVID-19 vaccines from Germany, Luxembourg, Portugal and the United Kingdom. 4,000,230 doses of BioNTech/Pfizer COVID-19 vaccine was donated by the Government of Germany, 99,450 doses of BioNTech/Pfizer came from by the Government of Luxembourg, 159,120 doses of BioNTech/Pfizer were given by the Government of Portugal and 2,012,960 doses of AstraZeneca vaccine were donated by the United Kingdom, all through the COVAX Facility.

Travel Advisories (new update/s)

- Vietnam: National flag carrier Vietnam Airlines has officially reopened direct services between France and Vietnam. This was one of the first two flights operated by Vietnam Airlines after it announced to resume regular flights between Vietnam and Europe. From February 8, the flight schedule to the UK, France and Germany will be fixed on two routes. The flights on the first route depart every Tuesday from Hanoi to London, via Frankfurt and back to Hanoi, while those on the second depart every Thursday from Hanoi to Paris, via Frankfurt and back to Hanoi. Airlines have so far relaunched regular services to 12 countries and territory, namely the United States of America, Japan, the Republic of Korea, Singapore, Thailand, Cambodia, Taiwan (China), Australia, Russia, the United Kingdom, France and Germany.

Cases and Deaths as of 26 January 2022

- As of 24 January 2022 (2PM, GMT+8), worldwide, there were **358,878,574** confirmed cases, including **5,642,348** deaths. Globally, Case Fatality Rate (CFR) was **1.6**.
- In **China**, there were **137,595** confirmed cases with **5,700** deaths, including deaths in Hong Kong (213) and Taiwan (851). Confirmed cases in China include confirmed cases in Hong Kong (13,395), Macau (79) and Taiwan (18,411). CFR was **4.2**.
- 16,282,186 confirmed cases** of COVID-19 have been reported in the ASEAN region with a total of **312,635 deaths**, with a CFR of **1.9**.

REGION	COUNTRY	FIRST CONFIRMED CASE(S)	LATEST REPORT ON CONFIRMED CASE(S)	TOTAL CONFIRMED CASES	NEW CASES (7-Day Rolling Average)	TOTAL DEATHS	NEW DEATHS (7-Day Rolling Average)	CASE FATALITY RATE	TOTAL POPULATION	CUMULATIVE CASES/ 100,000	CUMULATIVE VACCINATED	CUMULATIVE FULLY VACCINATED	FULLY VACCINATED / 100
ASEAN REGION	Brunei	10 Mar 20	24-Jan-22	16,148	- (35)	98	-	0.6%	433,285	3,727	406,475	402,390	91.1
	Cambodia	27 Jan 20	25-Jan-22	121,094	28 (35)	3,015	-	2.5%	16,486,542	735	14,334,165	13,735,381	81.1
	Indonesia	02 Mar 20	25-Jan-22	4,294,183	4,878 (2,914)	144,247	20 (9)	3.4%	270,625,568	1,587	181,377,519	121,075,830	43.8
	Lao PDR	24 Mar 20	25-Jan-22	130,853	560 (684)	529	2 (4)	0.4%	7,169,455	1,825	4,653,477	3,835,288	52.0
	Malaysia	25 Jan 20	25-Jan-22	2,840,225	4,066 (3,756)	31,918	16 (14)	1.1%	31,949,777	8,890	26,059,755	25,699,444	78.4
	Myanmar	23 Mar 20	25-Jan-22	534,383	220 (139)	19,310	- (1)	3.6%	54,045,420	989	21,361,785	17,558,113	32.0
	Philippines	30 Jan 20	25-Jan-22	3,459,646	17,590 (26,984)	53,598	79 (91)	1.5%	108,116,615	3,200	56,110,301	57,268,257	51.6
	Singapore	23 Jan 20	25-Jan-22	322,770	5,996 (4,044)	850	2 (1)	0.3%	5,703,569	5,659	4,870,033	4,731,934	86.8
	Thailand	13 Jan 20	25-Jan-22	2,391,357	6,718 (7,649)	22,060	12 (14)	0.9%	69,625,582	3,435	51,922,910	47,834,174	68.4
Vietnam	23 Jan 20	25-Jan-22	2,171,527	15,743 (15,628)	37,010	126 (148)	1.7%	96,462,106	2,251	78,894,694	71,946,807	73.3	
				16,282,186	55,799	312,635	257	1.9%					

- 342,458,793 confirmed cases** of COVID-19 have been reported in **223 countries/states** (other than China, Hong Kong, Taiwan, Macau, and ASEAN countries):

REGION	COUNTRY	FIRST CONFIRMED CASE(S)	LATEST REPORT ON CONFIRMED CASE(S)	TOTAL CONFIRMED CASES	NEW CASES	TOTAL DEATHS	NEW DEATHS	CASE FATALITY RATE	CUMULATIVE CASES/ 100,00	NUMBER OF TESTS LAST 14 DAYS/ 100,000	CUMULATIVE IMMUNIZED	CUMULATIVE FULLY VACCINATED	FULLY VACCINATED / 100
ASIA PACIFIC	Japan	16 Jan 2020	25-Jan-22	2,277,790	52,614	18,462	42	0.8%	1,804	1,426	101,344,227	99,668,206	79.1
	South Korea	20 Jan 2020	25-Jan-22	749,979	8,566	6,588	23	0.9%	1,450	4,304	44,584,039	43,847,168	85.5
	Nepal	24 Jan 2020	25-Jan-22	927,880	9,432	11,667	8	1.3%	3,243	509	15,837,671	12,127,829	40.9
	Australia	25 Jan 2020	25-Jan-22	1,706,154	25,706	3,225	71	0.2%	6,652	10,145	21,414,046	20,123,268	78.0
	Sri Lanka	27 Jan 2020	25-Jan-22	603,654	891	15,330	17	2.5%	2,769	451	16,421,857	13,883,801	64.6
	India	30 Jan 2020	25-Jan-22	39,799,202	255,874	490,462	614	1.2%	2,913	1,745	930,359,898	685,102,189	49.2
	Afghanistan	24 Feb 2020	25-Jan-22	160,252	356	7,397	4	4.6%	421		4,486,527	3,851,307	9.7
	Pakistan	26 Feb 2020	25-Jan-22	1,381,152	6,352	29,122	17	2.1%	638	343	103,805,835	80,041,973	35.5
	New Zealand	28 Feb 2020	25-Jan-22	15,687	62	52	-	0.3%	319	4,053	4,092,537	3,913,001	76.3

	Bhutan	05 Mar 2020	25-Jan-22	3,951	140	3	-	0.1%	518	87,226	593,634	570,147	73.1
	Maldives	07 Mar 2020	25-Jan-22	122,777	2,609	271	1	0.2%	23,124	9,766	397,330	369,040	67.9
	Bangladesh	08 Mar 2020	25-Jan-22	1,715,997	16,033	28,256	18	1.6%	1,052	268	94,015,291	58,743,253	35.3
	Mongolia	10 Mar 2020	25-Jan-22	430,328	1,978	2,098	4	0.5%	13,343	8,661	2,268,905	2,169,467	65.2
	Turkey	10 Mar 2020	25-Jan-22	11,090,493	76,341	86,299	174	0.8%	13,293	6,292	57,349,728	52,282,544	61.5
	French Polynesia	12 Mar 2020	24-Jan-22	48,020	-	636	-	1.3%	17,194		176,934	166,049	58.8
	Guam	15 Mar 2020	24-Jan-22	27,869	-	280	-	1.0%	16,659		144,090	129,567	76.9
	New Caledonia	17 Mar 2020	25-Jan-22	16,626	626	283	1	1.7%	5,777		184,796	176,094	61.1
	Fiji	18 Mar 2020	24-Jan-22	61,898	-	779	-	1.3%	6,955	-	663,969	612,291	67.8
	Papua New Guinea	21 Mar 2020	23-Jan-22	36,548	-	597	-	1.6%	416	-	289,244	227,213	2.5
	Timor Leste	21 Mar 2020	25-Jan-22	19,871	2	122	-	0.6%	1,537	-	669,076	557,483	41.5
	Northern Mariana Islands	28 Mar 2020	24-Jan-22	4,265	-	22	-	0.5%	7,454		44,362	41,841	80.7
	North Korea	24 Jul 2020	25-Jul-20	1	-	-	-	0.0%	0				
	Solomon Islands	03 Oct 2020	25-Jan-22	650	361	2	2	0.3%	97		190,800	65,966	9.4
	Wallis et Futuna	17 Oct 2020	03-Dec-21	454	-	7	-	1.5%	2,833		6,151	6,136	55.3
	Marshall Islands	26 Oct 2020	06-Jan-22	7	-	-	-	0.0%	12		26,552	23,203	29.9
	Vanuatu	11 Nov 2020	14-Dec-21	7	-	1	-	14.3%	2		102,308	50,403	16.0
	Samoa	18 Nov 2020	25-Jan-22	26	-	-	-	0.0%	13		141,950	123,471	61.7
	Micronesia	11 Jan 2021	11-Jan-21	1	-	-	-	0.0%	1		51,998	43,533	42.6
	Palau	31 May 2021	25-Jan-22	757	106	-	-	0.0%	4,204		19,417	17,120	79.5
	Tonga	05 Nov 2021	05-Nov-21	1	-				1		74,004	64,680	60.6
AMERICAS	USA	21 Jan 2020	25-Jan-22	73,217,694	259,004	893,845	2,250	1.2%	22,306	4,570	250,964,433	209,696,503	63.2
	Canada	25 Jan 2020	25-Jan-22	2,956,462	9,298	32,951	167	1.1%	7,779	3,591	32,232,270	29,855,725	78.4
	Brazil	26 Feb 2020	24-Jan-22	24,142,032	-	623,636	-	2.6%	11,401	239	168,341,120	148,929,430	69.6
	Mexico	28 Feb 2020	24-Jan-22	4,685,767	-	303,301	-	6.5%	3,673	401	83,329,994	76,560,077	58.8
	Saint Martin	01 Mar 2020	20-Jan-22	9,143	-	60	-	0.7%	24,059				

Ecuador	01 Mar 2020	24-Jan-22	681,382	-	34,329	-	5.0%	3,922	898	14,591,532	13,205,184	73.8
Dominican Republic	01 Mar 2020	25-Jan-22	544,328	2,272	4,291	2	0.8%	5,069	-	6,980,405	5,762,449	52.6
Chile	03 Mar 2020	25-Jan-22	2,001,346	17,156	39,543	8	2.0%	10,560	6,001	17,544,205	16,855,365	87.7
Argentina	03 Mar 2020	25-Jan-22	8,041,520	100,863	119,703	259	1.5%	17,894	3,136	39,321,192	34,257,518	75.1
Peru	05 Mar 2020	24-Jan-22	2,976,260	-	204,404	-	6.9%	9,155	-	24,918,857	22,576,953	67.7
Costa Rica	06 Mar 2020	24-Jan-22	655,825	-	7,483	-	1.1%	12,993	1,770	3,997,459	3,628,935	70.6
Colombia	06 Mar 2020	24-Jan-22	5,761,398	-	132,477	-	2.3%	11,445	2,282	39,673,802	30,681,379	59.9
French Guiana	06 Mar 2020	25-Jan-22	74,563	872	363	2	0.5%	38,138				
Martinique	06 Mar 2020	18-Jan-22	71,193	-	813	-	1.1%	16,446				
Paraguay	07 Mar 2020	24-Jan-22	542,388	-	17,009	-	3.1%	7,699	1,637	3,527,282	3,074,799	42.6
Panama	10 Mar 2020	24-Jan-22	650,138	-	7,609	-	1.2%	15,310	5,578	3,100,003	2,496,116	57.0
Bolivia	10 Mar 2020	24-Jan-22	820,583	-	20,671	-	2.5%	7,127	1,843	6,577,720	5,028,922	42.5
Honduras	11 Mar 2020	24-Jan-22	390,382	-	10,488	-	2.7%	4,006		5,035,861	4,381,943	43.6
Cuba	11 Mar 2020	25-Jan-22	1,028,183	2,764	8,373	6	0.8%	9,072	-	10,549,889	9,801,110	86.6
Guyana	11 Mar 2020	24-Jan-22	57,400	-	1,138	-	2.0%	7,333	7,081	419,509	306,831	38.8
Jamaica	12 Mar 2020	25-Jan-22	121,436	754	2,609	10	2.1%	4,119	1,356	738,263	610,503	20.5
St Vincent and the Grenadines	12 Mar 2020	24-Jan-22	6,660	-	92	-	1.4%	6,022	-	33,494	26,244	23.6
Saint Lucia	13 Mar 2020	24-Jan-22	19,755	-	324	-	1.6%	10,807		56,799	50,774	27.5
Trinidad and Tobago	13 Mar 2020	25-Jan-22	107,408	602	3,335	15	3.1%	7,700	-	730,637	684,155	48.8
Venezuela	13 Mar 2020	24-Jan-22	471,389	-	5,410	-	1.1%	1,653		18,393,519	11,608,305	40.4
Guatemala	13 Mar 2020	24-Jan-22	670,489	-	16,272	-	2.4%	4,038	762	6,833,355	5,157,424	28.3
Uruguay	13 Mar 2020	24-Jan-22	599,040	-	6,325	-	1.1%	17,305	11,110	2,858,927	2,689,291	77.2
Curacao	13 Mar 2020	25-Jan-22	36,323	231	221	5	0.6%	23,057		105,821	97,432	59.1
Puerto Rico	13 Mar 2020	24-Jan-22	444,309	-	3,704	-	0.8%	13,912		2,927,523	2,513,069	78.7
Suriname	13 Mar 2020	24-Jan-22	70,937	-	1,242	-	1.8%	12,202		264,166	232,078	39.2
Antigua and Barbuda	13 Mar 2020	25-Jan-22	6,023	92	122	-	2.0%	6,202	-	62,743	59,472	60.2
Guadeloupe	13 Mar 2020	20-Jan-22	94,765	-	762	-	0.8%	21,392				
Cayman Islands	13 Mar 2020	15-Jan-22	11,666	-	15	-	0.1%	17,962		59,188	57,353	86.3
Aruba	14 Mar 2020	24-Jan-22	32,405	-	193	-	0.6%	30,480		86,373	79,631	74.3

Bahamas	15 Mar 2020	24-Jan-22	32,137	-	729	-	2.3%	8,251	2,203	158,965	150,372	37.9
US Virgin Islands	16 Mar 2020	24-Jan-22	14,478	-	97	-	0.7%	13,578		65,645	54,889	51.6
Sint Maarten	17 Mar 2020	25-Jan-22	9,124	48	79	1	0.9%	22,400		27,492	25,436	58.6
Montserrat	17 Mar 2020	24-Jan-22	158	-	1	-	0.6%	1,691		1,789	1,517	30.5
Barbados	17 Mar 2020	24-Jan-22	39,709	-	277	-	0.7%	13,835		157,969	146,438	50.9
El Salvador	18 Mar 2020	24-Jan-22	127,012	-	3,862	-	3.0%	1,968	-	4,519,167	4,196,714	64.4
Nicaragua	18 Mar 2020	18-Jan-22	17,604	-	215	-	1.2%	269		5,092,750	3,310,829	49.4
Bermuda	18 Mar 2020	24-Jan-22	10,262	-	114	-	1.1%	16,055		46,594	45,778	73.7
Haiti	19 Mar 2020	24-Jan-22	28,561	-	783	-	2.7%	254	-	125,187	75,028	0.7
Dominica	22 Mar 2020	23-Jan-22	8,517	-	49	-	0.6%	11,861		31,127	28,819	39.9
Grenada	22 Mar 2020	24-Jan-22	11,666	-	205	-	1.8%	10,416		42,297	36,527	32.3
Belize	23 Mar 2020	24-Jan-22	47,147	-	622	-	1.3%	12,078	6,901	232,022	202,173	49.9
Turks and Caicos Islands	23 Mar 2020	23-Jan-22	5,570	-	34	-	0.6%	14,585		29,210	27,133	69.2
Saint Kitts and Nevis	24 Mar 2020	24-Jan-22	5,303	-	32	-	0.6%	10,039	4,242	27,902	25,928	48.4
British Virgin Islands	25 Mar 2020	20-Jan-22	5,602	-	47	-	0.8%	18,655		18,728	17,200	56.5
Anguilla	26 Mar 2020	19-Jan-22	2,187	-	7	-	0.3%	16,501		10,182	9,318	61.6
Caribbean Netherlands	01 Apr 2020	24-Jan-22	6,507	-	27	-	0.4%	36,126		19,109	16,736	63.3
Falkland Islands	03 Apr 2020	06-Jan-22	85	-	-	-	0.0%	3,222		2,632	1,775	50.3
Saint Pierre and Miquelon	05 Apr 2020	25-Jan-22	736	40	-	-	0.0%	10,496				
Saint Barthelemy	25 Jul 2020	25-Jan-22	544,328	2,272	4,291	2	0.8%	5,069	-	6,980,405	5,762,449	52.6
EUROPE												
France	24 Jan 2020	25-Jan-22	17,302,548	501,635	129,489	467	0.7%	25,802	19,817	53,625,479	51,133,765	75.8
Germany	27 Jan 2020	25-Jan-22	8,972,296	148,408	117,699	184	1.3%	10,793	2,467	62,753,499	61,023,786	72.7
Finland	29 Jan 2020	25-Jan-22	456,355	7,009	1,852	-	0.4%	8,267	3,686	4,282,947	4,098,210	73.9
Italy	30 Jan 2020	25-Jan-22	10,212,621	211,277	144,343	468	1.4%	16,937	22,519	49,856,560	45,673,851	75.7
Russian Federation	31 Jan 2020	25-Jan-22	11,241,109	67,809	327,448	681	2.9%	7,786	4,919	75,847,715	69,459,207	47.6
Spain	31 Jan 2020	25-Jan-22	9,395,767	114,877	92,376	382	1.0%	19,958	6,969	40,803,369	38,242,161	81.8
Sweden	31 Jan 2020	25-Jan-22	1,922,990	28,367	15,658	2	0.8%	18,696		7,815,401	7,519,284	74.0

United Kingdom of Great Britain	31 Jan 2020	25-Jan-22	16,047,716	94,031	154,356	440	1.0%	24,011	24,668	52,236,574	48,195,145	70.7
Belgium	05 Feb 2020	25-Jan-22	2,830,719	133,480	28,835	55	1.0%	24,649	7,805	9,082,911	8,845,741	76.0
Switzerland	25 Feb 2020	24-Jan-22	1,958,475	-	12,727	-	0.6%	22,840	11,776	6,056,094	5,905,653	67.8
Austria	25 Feb 2020	25-Jan-22	1,650,597	24,946	14,019	19	0.8%	18,594	103,773	6,723,649	6,702,280	74.1
Croatia	25 Feb 2020	25-Jan-22	887,362	8,471	13,502	51	1.5%	21,816	5,599	2,288,744	2,196,911	53.8
Norway	26 Feb 2020	24-Jan-22	641,138	-	1,414	-	0.2%	11,989	6,306	4,307,680	3,974,991	72.7
Romania	26 Feb 2020	25-Jan-22	2,048,896	19,685	59,632	44	2.9%	10,585	5,049	8,029,230	7,943,875	41.5
Estonia	26 Feb 2020	25-Jan-22	301,608	5,142	2,013	5	0.7%	22,736	9,523	852,396	826,614	62.4
Georgia	26 Feb 2020	25-Jan-22	1,075,154	15,762	14,774	42	1.4%	28,899	15,298	1,450,936	1,207,407	30.3
North Macedonia	26 Feb 2020	25-Jan-22	259,328	2,332	8,266	26	3.2%	12,447	-	847,017	825,428	39.6
Greece	26 Feb 2020	25-Jan-22	1,830,263	17,879	22,852	104	1.2%	17,079	38,295	7,707,794	7,241,468	69.8
Denmark	27 Feb 2020	25-Jan-22	1,425,245	43,734	3,635	14	0.3%	24,495	39,401	4,843,435	4,714,317	81.1
San Marino	27 Feb 2020	24-Jan-22	11,786	-	108	-	0.9%	34,808		24,462	21,727	63.9
Lithuania	27 Feb 2020	25-Jan-22	617,793	5,293	7,782	20	1.3%	22,168	8,544	1,938,778	1,854,854	69.0
Netherlands	27 Feb 2020	25-Jan-22	4,008,459	54,160	21,227	8	0.5%	23,126	7,607	13,355,499	12,300,527	71.6
Azerbaijan	27 Feb 2020	25-Jan-22	636,956	2,468	8,632	13	1.4%	6,355	1,219	5,214,125	4,729,273	46.3
Belarus	28 Feb 2020	25-Jan-22	730,207	1,403	5,959	10	0.8%	7,713	1,972	5,141,905	3,910,921	41.4
Iceland	28 Feb 2020	25-Jan-22	60,096	1,687	45	1	0.1%	16,633	-	305,935	285,667	77.5
Ireland	28 Feb 2020	25-Jan-22	1,153,666	4,006	6,087	-	0.5%	23,347	6,742	4,009,243	3,862,299	77.5
Monaco	29 Feb 2020	25-Jan-22	7,790	99	44	-	0.6%	19,993		26,672	23,308	59.0
Czech Republic	01 Mar 2020	25-Jan-22	2,794,245	30,445	37,080	30	1.3%	26,189	11,645	6,911,836	6,756,953	63.0
Luxembourg	01 Mar 2020	25-Jan-22	144,781	1,714	945	-	0.7%	23,356	11,054	474,517	429,705	67.7
Armenia	01 Mar 2020	25-Jan-22	353,731	1,332	8,032	4	2.3%	11,960	1,688	999,891	819,841	27.6
Latvia	02 Mar 2020	25-Jan-22	345,591	6,097	4,814	15	1.4%	18,067	12,559	1,333,583	1,283,247	68.7
Portugal	02 Mar 2020	25-Jan-22	2,312,240	57,657	19,661	48	0.9%	22,516	31,506	9,555,432	9,185,301	90.3
Andorra	02 Mar 2020	21-Jan-22	33,025	-	144	-	0.4%	42,811	8,849	57,643	53,046	68.6
Liechtenstein	03 Mar 2020	25-Jan-22	8,171	158	73	-	0.9%	21,492	-	26,587	25,994	68.0
Ukraine	03 Mar 2020	25-Jan-22	3,889,488	19,118	99,443	161	2.6%	8,763	1,254	15,191,377	14,508,560	33.4
Slovenia	04 Mar 2020	25-Jan-22	624,789	12,772	5,797	10	0.9%	29,924	8,117	1,259,418	1,206,715	58.1
Hungary	04 Mar 2020	25-Jan-22	1,451,102	9,717	41,018	74	2.8%	14,853	4,368	6,344,089	6,082,196	63.1

	Poland	04 Mar 2020	25-Jan-22	4,584,360	37,045	104,097	251	2.3%	12,073	2,559	22,193,408	21,589,637	57.1
	Faroe Islands	04 Mar 2020	25-Jan-22	15,778	913	17	-	0.1%	32,413	94,607	41,607	40,789	83.2
	Bosnia and Herzegovina	05 Mar 2020	25-Jan-22	336,680	2,539	14,136	51	4.2%	10,199	-	882,641	720,631	22.1
	Gibraltar	05 Mar 2020	25-Jan-22	12,103	166	100	-	0.8%	35,913		41,335	40,666	120.7
	Slovakia	06 Mar 2020	25-Jan-22	929,541	8,119	17,698	23	1.9%	17,043	9,017	2,788,546	2,640,684	48.5
	Serbia	06 Mar 2020	25-Jan-22	1,579,847	19,901	13,340	34	0.8%	22,748	5,980	3,329,025	3,239,226	47.1
	Vatican City	06 Mar 2020	19-Jan-22	29	-	-	-	0.0%	3,149				
	Malta	07 Mar 2020	25-Jan-22	66,394	323	536	2	0.8%	13,209	9,883	461,007	444,974	86.2
	Moldova	07 Mar 2020	25-Jan-22	417,369	5,138	10,566	24	2.5%	15,705		989,897	1,006,241	25.0
	Bulgaria	08 Mar 2020	24-Jan-22	891,277	-	32,796	-	3.7%	12,777	5,848	1,904,143	1,977,975	28.7
	Albania	09 Mar 2020	24-Jan-22	248,859	-	3,312	-	1.3%	8,719	2,393	1,225,090	1,110,743	38.7
	Cyprus	09 Mar 2020	24-Jan-22	241,888	-	713	-	0.3%	20,181	98,979	657,531	623,748	69.6
	Channel Islands	09 Mar 2020	25-Jan-22	10,842	91	30	-	0.3%	16,622		54,146	51,351	81.0
	Jersey	10 Mar 2020	25-Jan-22	28,786	385	99	3	0.3%	31,698		82,027	77,911	77.1
	Kazakhstan	13 Mar 2020	25-Jan-22	1,166,697	9,016	13,153	11	1.1%	6,302	-	9,126,541	8,690,027	45.8
	Kosovo	13 Mar 2020	25-Jan-22	183,689	2,243	3,000	2	1.6%	10,238				
	Uzbekistan	15 Mar 2020	25-Jan-22	216,186	1,123	1,545	3	0.7%	644		19,179,182	12,441,333	36.7
	Greenland	16 Mar 2020	25-Jan-22	10,028	205	4	-	0.0%	17,835		41,148	38,330	67.4
	Montenegro	17 Mar 2020	25-Jan-22	215,017	1,121	2,530	6	1.2%	34,561		286,480	277,012	44.1
	Kyrgyzstan	18 Mar 2020	25-Jan-22	196,232	412	2,854	3	1.5%	3,039		1,303,081	1,006,452	15.2
	Isle of Man	19 Mar 2020	25-Jan-22	20,962	5,717	70	-	0.3%	24,782		69,097	66,035	77.3
	Tajikistan	30 Apr 2020	25-Jan-22	17,211	31	124	-	0.7%	185		4,402,341	3,399,653	34.9
MIDDLE EAST	UAE	29 Jan 2020	25-Jan-22	830,832	2,504	2,224	5	0.3%	8,503	57,074	9,890,376	9,257,392	92.7
	Iran	19 Feb 2020	25-Jan-22	6,267,559	9,378	132,274	23	2.1%	7,559	1,387	60,513,855	53,651,657	63.1
	Israel	21 Feb 2020	25-Jan-22	2,488,924	276,328	8,488	95	0.3%	27,492	53,120	6,686,364	6,065,400	65.3
	Lebanon	21 Feb 2020	25-Jan-22	874,144	7,250	9,513	14	1.1%	12,751	-	2,417,423	1,975,970	29.2
	Kuwait	24 Feb 2020	25-Jan-22	508,372	5,742	2,488	1	0.5%	12,084	7,152	3,357,463	3,244,850	75.0
	Oman	24 Feb 2020	25-Jan-22	326,164	2,079	4,130	1	1.3%	6,556		3,148,894	2,936,467	56.2
	Bahrain	24 Feb 2020	25-Jan-22	338,524	4,360	1,399	-	0.4%	20,627	21,798	1,212,867	1,192,108	68.2
	Iraq	24 Feb 2020	25-Jan-22	2,167,686	7,693	24,309	9	1.1%	5,514	595	9,093,724	6,214,980	15.1
	Qatar	29 Feb 2020	25-Jan-22	328,644	2,551	637	1	0.2%	11,604	-	2,360,308	2,218,292	75.7
	Saudi Arabia	02 Mar 2020	25-Jan-22	661,733	4,541	8,924	2	1.3%	1,931	6,022	25,427,237	23,592,602	66.8
	Jordan	02 Mar 2020	25-Jan-22	1,164,339	11,813	13,102	14	1.1%	11,526	4,967	4,536,991	4,137,466	40.3

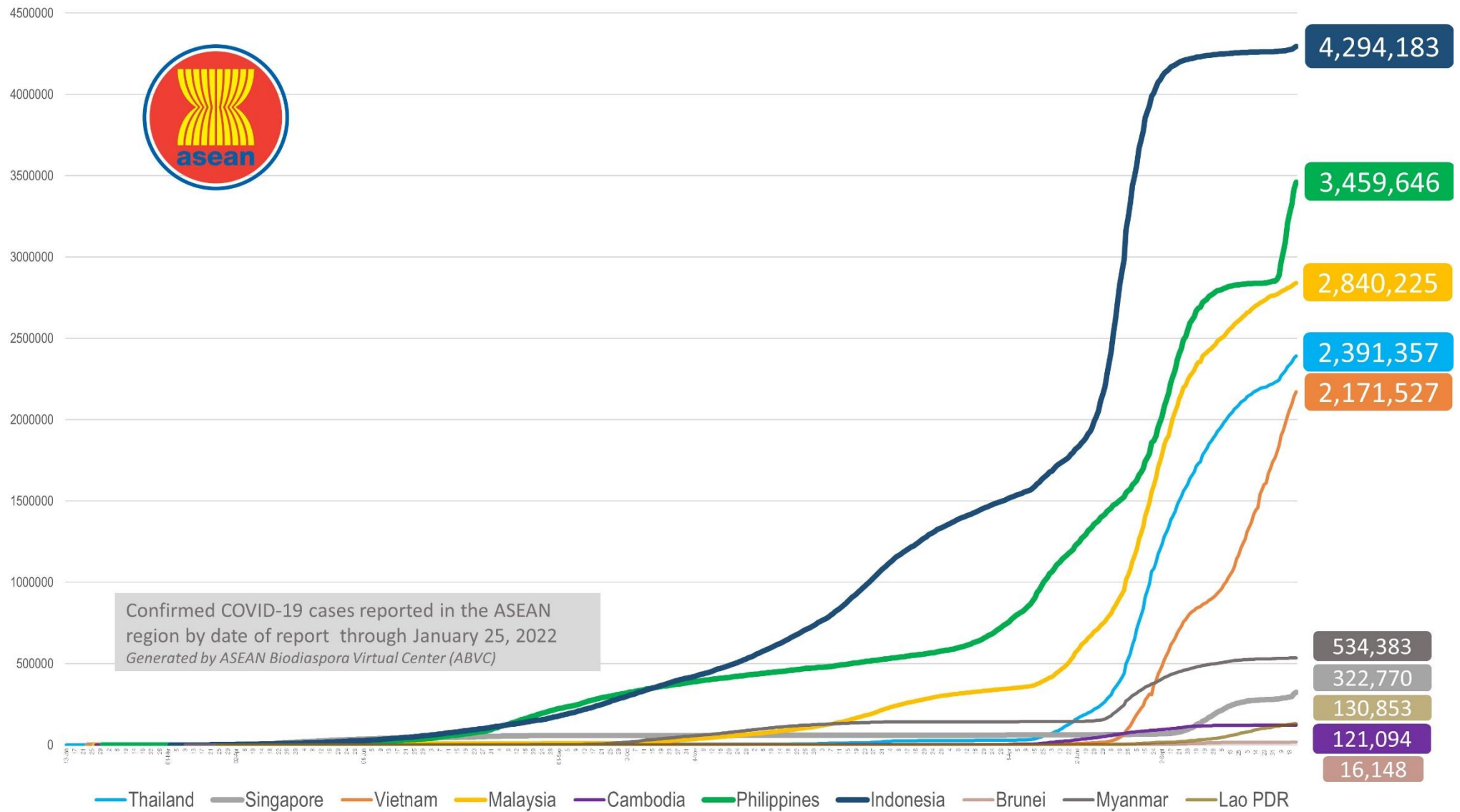
AFRICA

Palestine	05 Mar 2020	25-Jan-22	492,694	4,095	5,072	11	1.0%	10,516		2,079,315	1,530,174	29.3
Syria	22 Mar 2020	25-Jan-22	51,029	44	2,971	3	5.8%	299		2,277,523	932,422	5.1
Yemen	10 Apr 2020	20-Jan-22	10,485	-	1,995	-	19.0%	36		566,474	315,083	1.0
Egypt	14 Feb 2020	24-Jan-22	411,749	-	22,396	-	5.4%	410		37,557,072	25,737,665	24.7
Algeria	25 Feb 2020	25-Jan-22	241,406	2,521	6,516	8	2.7%	561		7,247,787	5,796,432	13.0
Nigeria	28 Feb 2020	24-Jan-22	252,428	-	3,126	-	1.2%	126	61	13,772,458	5,199,824	2.5
Tunisia	02 Mar 2020	24-Jan-22	853,905	-	25,988	-	3.0%	7,302	2,786	7,083,316	6,187,489	51.8
Morocco	02 Mar 2020	25-Jan-22	1,107,525	6,362	15,201	34	1.4%	3,037	739	24,733,639	23,142,106	62.0
Senegal	02 Mar 2020	25-Jan-22	84,453	79	1,933	4	2.3%	518	160	1,316,775	963,489	5.6
South Africa	05 Mar 2020	25-Jan-22	3,585,888	3,197	94,397	132	2.6%	6,124	735	19,412,803	16,413,113	27.3
Cameroon	06 Mar 2020	21-Jan-22	114,113	-	1,867	-	1.6%	441		837,860	663,317	2.4
Togo	06 Mar 2020	25-Jan-22	36,372	49	267	-	0.7%	450	197	1,415,448	1,075,383	12.7
Burkina Faso	09 Mar 2020	22-Jan-22	20,514	-	353	-	1.7%	101		1,169,097	771,895	3.6
Democratic Republic of Congo	10 Mar 2020	24-Jan-22	84,519	-	1,278	-	1.5%	97		314,160	166,385	0.2
Ivory Coast	11 Mar 2020	24-Jan-22	80,249	-	779	-	1.0%	312	170	5,166,682	2,315,338	8.6
Reunion	11 Mar 2020	18-Jan-22	133,617	-	462	-	0.3%	17,198				
Ghana	13 Mar 2020	18-Jan-22	155,665	-	1,370	-	0.9%	512	114	6,877,682	3,138,206	9.9
Guinea	13 Mar 2020	25-Jan-22	35,951	43	416	-	1.2%	282		2,473,949	1,296,243	9.6
Gabon	13 Mar 2020	24-Jan-22	46,198	-	300	-	0.6%	2,126	857	277,616	221,631	9.7
Sudan	13 Mar 2020	24-Jan-22	55,149	-	3,404	-	6.2%	129		3,191,434	1,434,604	3.2
Kenya	13 Mar 2020	25-Jan-22	320,584	185	5,562	4	1.7%	610	529	6,348,544	5,089,686	9.3
Ethiopia	13 Mar 2020	25-Jan-22	463,047	533	7,280	15	1.6%	413	166	9,372,021	1,600,543	1.4
Central African Republic	14 Mar 2020	22-Jan-22	13,611	-	109	-	0.8%	287		530,449	505,201	10.3
Seychelles	14 Mar 2020	21-Jan-22	34,367	-	143	-	0.4%	35,203		83,419	78,598	79.5
Rwanda	14 Mar 2020	25-Jan-22	128,378	173	1,433	-	1.1%	1,017	1,797	8,394,931	5,435,180	40.9
Namibia	14 Mar 2020	25-Jan-22	155,424	169	3,924	10	2.5%	6,231	545	417,240	354,975	13.7
Swaziland	14 Mar 2020	25-Jan-22	68,164	46	1,370	-	2.0%	5,937		365,273	328,701	28.0
Mauritania	14 Mar 2020	25-Jan-22	57,648	168	934	2	1.6%	1,274	12,303	1,442,475	955,826	20.0
Mayotte	14 Mar 2020	24-Jan-22	35,966	-	187	-	0.5%	22,614				
Equatorial Guinea	15 Mar 2020	24-Jan-22	15,732	-	181	-	1.2%	1,160	367	251,474	204,181	14.1
Republic of Congo	15 Mar 2020	23-Jan-22	23,485	-	371	-	1.6%	436		622,886	583,609	10.3
Benin	16 Mar 2020	19-Jan-22	26,309	-	163	-	0.6%	223	-	2,039,793	1,625,516	13.1
Liberia	16 Mar 2020	24-Jan-22	7,243	-	289	-	4.0%	147		1,017,128	984,421	19.0
Tanzania	16 Mar 2020	19-Jan-22	32,393	-	753	-	2.3%	56		2,079,930	1,359,225	2.2
Somalia	16 Mar 2020	24-Jan-22	25,388	-	1,335	-	5.3%	164		1,305,856	867,137	5.3
Gambia	17 Mar 2020	17-Jan-22	11,572	-	347	-	3.0%	493	-	317,855	304,688	12.3
Zambia	17 Mar 2020	25-Jan-22	302,569	645	3,905	5	1.3%	1,694	436	806,611	1,603,597	8.5
Mauritius	18 Mar 2020	25-Jan-22	25,381	222	762	-	3.0%	2,005		947,513	909,900	71.5
Djibouti	18 Mar 2020	25-Jan-22	15,372	23	189	-	1.2%	1,579		123,566	83,655	8.4
Niger	19 Mar 2020	24-Jan-22	8,592	-	296	-	3.4%	37		1,424,863	1,010,152	4.0

Chad	19 Mar 2020	24-Jan-22	7,073	-	190	-	2.7%	44		254,847	120,105	0.7
Zimbabwe	20 Mar 2020	25-Jan-22	228,541	287	5,305	11	2.3%	1,560	320	4,242,647	3,270,256	21.7
Cape Verde	20 Mar 2020	25-Jan-22	55,471	70	392	1	0.7%	10,087		321,577	268,046	47.7
Madagascar	20 Mar 2020	22-Jan-22	57,375	-	1,223	-	2.1%	213	40	817,386	767,113	2.7
Uganda	21 Mar 2020	23-Jan-22	160,711	-	3,492	-	2.2%	363	156	10,669,724	1,930,017	4.1
Eritrea	21 Mar 2020	25-Jan-22	9,390	58	95	-	1.0%	265				
Angola	21 Mar 2020	25-Jan-22	97,594	331	1,891	3	1.9%	307		9,287,396	4,540,048	13.4
Mozambique	22 Mar 2020	25-Jan-22	222,892	240	2,161	2	1.0%	734	458	10,471,943	8,648,564	26.9
Libya	24 Mar 2020	25-Jan-22	410,821	3,063	5,950	14	1.4%	6,062		1,991,961	961,143	13.8
Guinea-Bissau	25 Mar 2020	21-Jan-22	7,230	-	154	-	2.1%	376		394,027	24,133	1.2
Mali	25 Mar 2020	25-Jan-22	29,858	116	709	2	2.4%	152		1,021,729	630,636	3.0
Botswana	30 Mar 2020	24-Jan-22	245,904	-	2,565	-	1.0%	10,674	2,390	1,193,823	1,079,089	45.0
Sierra Leone	31 Mar 2020	25-Jan-22	7,607	14	125	-	1.6%	97		747,044	385,232	4.7
Burundi	31 Mar 2020	12-Jan-22	36,371	-	14	-	0.0%	315		6,400	6,016	0.1
Malawi	02 Apr 2020	25-Jan-22	84,013	86	2,534	6	3.0%	451	1,140	1,501,201	767,974	3.9
South Sudan	05 Apr 2020	24-Jan-22	16,715	-	137	-	0.8%	151	1,379	273,500	225,964	2.0
Sao Tome and Principe	06 Apr 2020	25-Jan-22	5,849	13	69	-	1.2%	2,720		88,983	61,405	27.5
Comoros	30 Apr 2020	24-Jan-22	7,814	-	159	-	2.0%	918		335,408	246,139	27.7
Lesotho	13May 2020	23-Jan-22	32,049	-	690	-	2.2%	1,508		745,528	735,610	34.1
			342,458,793	2,958,846	5,324,013	7,946	1.6%					

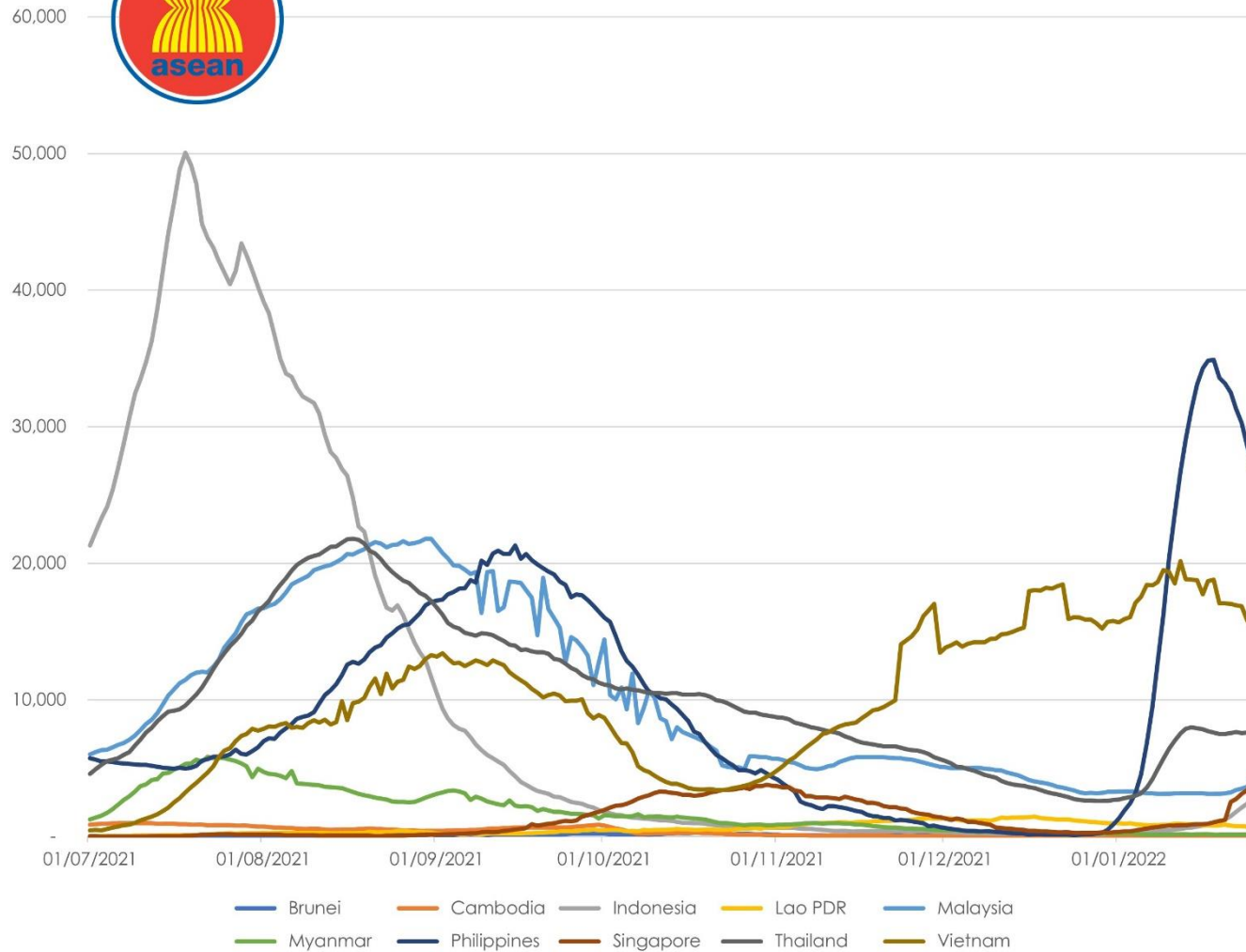
COVID-19 Epi curve among ASEAN Countries

as of 25 January 2022



7-Day Rolling Average of COVID-19 new cases: July 2021 to 2022

as of 25 January 2022

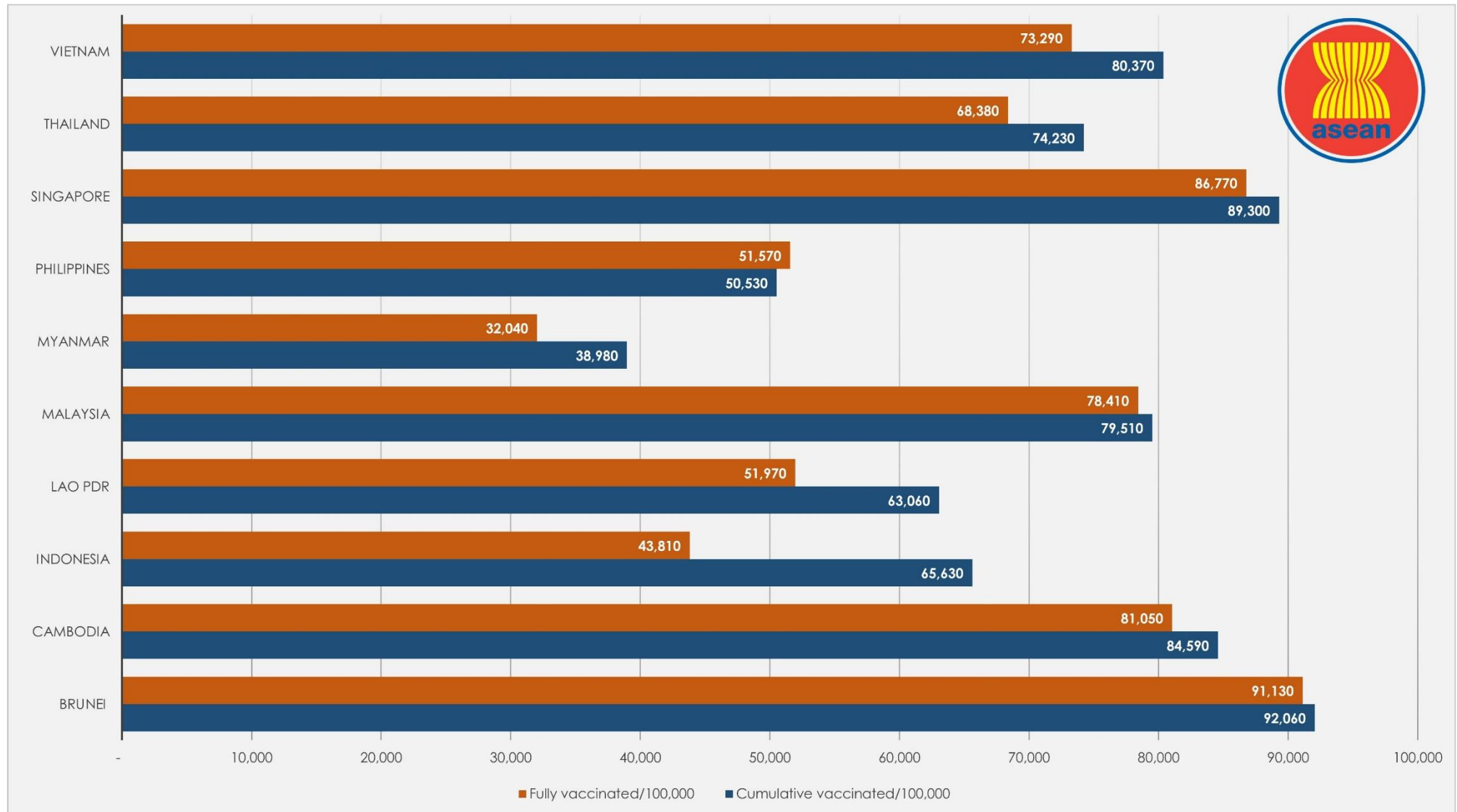


ASEAN Country	New Cases Rate of Change 7-Day Window*	P-value
Brunei	2.12	0.224
Cambodia	1.29	0.002
Indonesia	303	0
Lao PDR	-29.97	0
Malaysia	111.69	0
Myanmar	-2.26	0.069
Philippines	-1116.5	0
Singapore	488.78	0
Thailand	19.78	0.019
Vietnam	-250.06	0.013

**Beta coefficient of linear line of best fit; equal to the rate of change in the 7-day rolling average of new cases over the past 7 days (as of January 25, 2022)

COVID-19 Vaccination Status


as of 25 January 2022



Note: Philippine data on "Cumulative People Vaccinated" not updated

Outlook Assessment

as of 23 January 2022

 ASEAN MEMBER STATE	REQUIREMENT							
	At least 80% of the high-risk population has been vaccinated with at least one dose of a COVID-19 vaccine.		At least 65% of the total population has a level of immunity to COVID-19; either recovered from COVID-19 or have been vaccinated with at least one dose of a COVID-19 vaccine.		Case levels are generally low (a 7-day rolling average number of daily new cases that is <10 cases per 100,000, with each day's past-14-day test positivity is consistently <5%).		Government Policy on containment and health (strictness and comprehensiveness in COVID-19 related government policies)	
	% of High risk population fully vaccinated	Population vaccinated/day (7-day average)	% of Total population fully vaccinated	Population vaccinated/day (7-day average)	Daily cases/100,000	Test positivity last 14 days	Containment and health index score - Oxford COVID-19 Government Response Tracker (OxCGRT)	Change over the past 30 days
Brunei	≥90.0	Unknown	≥ 90.0	Unknown	12.46	Unknown	60.7/100	-7.2
Cambodia	≥90.0	0%/day	87.1	0.02%/day	0.21	Unknown	55.4/100	0.0
Indonesia	61.3	0.76%/day	46.4	unknown	0.89	0.6	63.4/100	0.0
Lao PDR	≥90.0	0%/day	56.8	Unknown	9.88	33.5	62.9/100	-5.3
Malaysia	≥90.0	0%/day	78.9	0.01%/day	11.39	2.8	55.7/100	0.0
Myanmar	≥ 90.0	unknown-	33.2	Unknown	0.24	1.4	78.9/100	0.0
Philippines	≥90.0	0%/day	55.4	0.41%/day	26.38	18.9	78.3/100	-1.8
Singapore	≥90.0	0%/day	83.9	0.05%/day	59.51	4.4	62.9/100	-1.4
Thailand	≥90.0	0%/day	69.5	0.12%/day	10.92	10.7	55.4/100	-0.1
Vietnam	81.7	unknown	77.6	unknown	16.36	25.0	74.4/100	0.0



Report generated by
ASEAN Biodiaspora Virtual Center (ABVC)
 in collaboration with **Bluedot Inc.**
 Email: support@biodiaspora.org

