

COVID-19 Situational Report in the ASEAN Region

ASEAN BioDiaspora Virtual Center (ABVC)

as of October 25, 2021



Canada



COVID-19: Highlights and Situation Overview

Global Update

- Worldwide, there have been over 244 million cases and almost 5 million deaths attributed to COVID-19.
- Worldwide, there have now been over 243.4 million cases and more than 4.9 million deaths attributed to COVID-19. According to the World Health Organization (WHO), as of October 17, the number of weekly COVID-19 cases and deaths continues to decline at rates similar to last week. Globally, there was a total of 2.7 million (4.2% decline) new cases and over 40,000 (1.4% decline) new deaths reported between October 11 to 17. Once again, the European region was the only region to report an increase in new weekly cases compared to last week, while the number of new cases in all other regions decreased. The number of new deaths remains consistent in the European, Western Pacific, and American regions compared to the previous week, while the largest decrease (24%) was observed in the African region. Based on the BlueDot COVID-19 Data Suite, as of October 21, the top five countries with the highest seven-day rolling average number of daily new cases are the United States, United Kingdom, Russia, Turkey, and India. The top five countries with the highest seven-day rolling average number of daily new cases per million population are Latvia, Georgia, Anguilla, Serbia, and Lithuania. As of October 21, Europe had the largest proportion of countries (22%, or 11 out of 51) with a high incidence rate (>350 cases per 100,000 over the past 14 days) and a stable or increasing trend in daily new cases over the last seven days. Additionally, Europe has the highest proportion of countries (29%, or 15 out of 51) with a low (≤ 140 cases) to moderate (140.1 - 350 cases) incidence rate and an increasing trend in new cases over the last seven days. The African region has the highest proportion of countries (82%, or 46 out of 56) reporting a low incidence rate (≤ 140 cases) with a stable or decreasing trend in new cases, followed closely by Asia (63%, 30 out of 48).
- A new Delta variant sub-lineage, AY.4.2 (B.1.617.2.3), has been recently identified and is currently under monitoring due to its rising incidence across the United Kingdom (UK). The AY.4.2 sub-lineage is defined by the presence of two "S-gene mutations" on A222V and Y145H, both located on the gene that encodes the spike glycoprotein of SARS-CoV-2, which may confer increased transmissibility of the virus. While the effects of these mutations on the virus' transmissibility remain uncertain, some experts have estimated that AY.4.2 could be up to 10% more transmissible than the original Delta variant. Due to its potentially increased transmissibility, on October 22, the UK Health Security Agency announced that the AY.4.2 Delta sub-lineage has now been designated as a Variant Under Investigation (VUI). According to media reports, this sub-lineage was first found in the UK this spring and accounts for a total of 14,247 cases in the country since first identified for a cumulative prevalence of 1% as of October 20. However, according to the UK Health Security Agency, AY.4.2 is on an increasing trajectory and represented 6% of all genome sequencing cases for the week of September 27. Experts estimate that AY.4.2 could currently account for 7-8% of sequenced cases due to at least a week-long lag in genome sequencing. The AY.4.2 Delta sub-lineage has primarily been detected in the UK, and several other countries including the United States, Denmark, Canada, and Israel. While new variants have repeatedly overtaken one another to become the dominant strain globally in the past year, experts say it is too soon to know whether AY.4.2 will become significant. However, any increase in transmissibility over the dominant strain is a reason for concern. If the AY.4.2 variant continues to increase in prevalence, SARS-CoV-2 will become harder to control in affected regions.

Regional Update

- In Laos, the province of Xekong, Bokeo and Luang Namtha are strengthening virus control measures and maintaining lockdowns in a bid to slow the spread of COVID-19. In Xekong, a lockdown is in place until November 4. Meetings and gatherings of all kinds are banned. People may not enter Xekong for the purposes of a meeting or to attend a funeral, while residents of Xekong are forbidden to attend funerals in other provinces. In Bokeo, a lockdown is in place until October 30, with travel between districts and other provinces banned between the hours of 11pm and 6am, except for a hospital visit or in the event of an emergency, with permission first to be obtained from the provincial COVID-19 taskforce. In Luang Namtha, travel into and out of the province is banned as well as between all districts in the province until further notice, except in the case of an emergency such as a hospital visit. However, anyone wishing to travel must get permission from provincial authorities.

Vaccine Update

- A total of 10 countries account for 69.2% of all vaccinations administered globally as of October 21. The top five countries/territories with the highest number of cumulative people vaccinated with at least one dose per 100,000 population are Gibraltar (119,240), Palau (100,170), United Arab Emirates (95,630), Portugal (88,470), and Cuba (86,010). Conversely, the top five countries with the lowest number of cumulative people vaccinated with at least one dose per 100,000 population are the Democratic Republic of the Congo (110), Haiti (640), South Sudan (740), Chad (920), and Yemen (1,010).
- Malaysia reported a total of 22,143,545 individuals or 94.6% of the adult population in the country have completed their COVID-19 vaccination as of October 24. Based on the Health Ministry's data on the CovidNow portal, 97.5% of the adult population, or 22,813,885 individuals, have received at least one dose of the vaccine. As of yesterday, 1,622,869 individuals or 51.6% of adolescents aged 12 to 17 years had completed their vaccination while 2,552,468 individuals or 81.1% has received at least one dose of the vaccine. In total, 124,530 doses of the vaccine were dispensed yesterday, bringing the total number of doses administered under the National COVID-19 Immunization Programme (NIP) to 49,069,291. Meanwhile, a total of 8,438 booster doses were administered to the target group yesterday, bringing the cumulative total of booster shots given so far to 101,590.
- Philippines receives new batch China's Sinovac COVID-19 vaccines on October 25 (Sunday). The donation arrived in Manila along with the vaccines of the same brand that the Philippines purchased from China. The Chinese ambassador to the Philippines expressed hope that the vaccines from China would further contribute to bringing down the cases in the Philippines and speeding up the country's recovery. The Philippines has so far administered over 55 million doses of COVID-19 vaccines and more than 25 million individuals have been fully vaccinated. To date, the Philippines has received more than 97.67 million doses of COVID-19 vaccines from different vaccine makers where China remains the country's biggest vaccine supplier.

Travel Advisories (new update/s)

- Singapore: Travellers from six countries that Singapore was previously closed off to will be allowed to enter in the country starting October 27 (Wednesday). All travellers, excluding short-term visitors, with a 14-day travel history to Bangladesh, India, Myanmar, Nepal, Pakistan and Sri Lanka will be allowed to enter or transit through Singapore according to the Ministry of Health on October 23 (Saturday). MOH also said that it will be easing measures for travellers from several other countries, including Malaysia and Indonesia. The ministry said in a release that it has reviewed the COVID-19 situation in Myanmar and the five South Asian countries it was previously closed off to. MOH said changes that come into effect on Wednesday include the loosening of measures for travellers from Singapore's closest neighbours,

Malaysia and Indonesia, who will automatically serve their 10-day stay-home notice (SHN) at a declared place of residence or accommodation instead of a dedicated SHN facility. Singapore has classified countries and regions into four categories based on their COVID-19 situation and risk profile, with differentiated border measures for each category. Under the latest measures, travellers from Category I places - Hong Kong, Macau, Mainland China and Taiwan - as well as those arriving from Category II countries on Vaccinated Travel Lane (VTL) flights, only need to take a polymerase chain reaction (PCR) test on arrival. All travellers from Category II countries on non-VTL flights will no longer need to undergo an on-arrival PCR test, but have to undergo an exit PCR test at the end of their seven-day SHN. Travellers from Category III and IV countries also no longer need to undergo an on-arrival PCR test, but have to take an exit PCR test at the end of their 10-day SHN. MOH said travellers from Malaysia and Indonesia, along with those from Cambodia, Egypt, Hungary, Israel, Mongolia, Qatar, Rwanda, Samoa, Seychelles, South Africa, Tonga, the United Arab Emirates (UAE) and Vietnam, will be placed under Category III measures. However, travellers must always remain in their declared accommodation and don an electronic monitoring device throughout their SHN period.

- Indonesia: The country is tightening air travel measures to ensure an anticipated jump in the number of passengers ahead of year-end holidays won't lead to a resurgence in COVID-19 infections. Only vaccinated people who can produce a negative PCR test result are allowed to fly, particularly in Java and Bali areas. According to the COVID-19 taskforce spokesperson, airlines must allocate dedicated seats for any passengers who show symptoms during the flight, even when they have tested negative for COVID-19 before departure.

Cases and Deaths as of 25 October 2021

- As of 25 October 2021 (2PM, GMT+8), worldwide, there were **244,737,933** confirmed cases, including **4,970,355** deaths. Globally, Case Fatality Rate (CFR) was **2.0**.
- In **China**, there were **125,551** confirmed cases with **5,695** deaths, including deaths in Hong Kong (213) and Taiwan (846). Confirmed cases in China include confirmed cases in Hong Kong (12,324), Macau (77), and Taiwan (16,368). CFR was **4.5**.
- 12,991,456 confirmed cases** of COVID-19 have been reported in the ASEAN region with a total of **275,484 deaths**, with a CFR of **2.1**.

REGION	COUNTRY	FIRST CONFIRMED CASE(S)	LATEST REPORT ON CONFIRMED CASE(S)	TOTAL CONFIRMED CASES	NEW CASES (7-DAY ROLLING AVERAGE)	TOTAL DEATHS	NEW DEATHS (7-DAY ROLLING AVERAGE)	CASE FATALITY RATE	CUMULATIVE CASES/ 100,000	NUMBER OF TESTS LAST 14 DAYS/ 100,000	CUMULATIVE VACCINATED	CUMULATIVE FULLY VACCINATED	FULLY VACCINATED / 100
ASEAN REGION	Brunei	10-Mar-20	24-Oct-21	12,113	212 (179)	80	- (1)	0.7%	2,796		344,342	234,921	53.2
	Cambodia	27-Jan-20	24-Oct-21	117,772	128 (158)	2,734	9 (11)	2.3%	714	-	13,634,458	12,856,612	75.9
	Indonesia	02-Mar-20	24-Oct-21	4,240,019	623 (752)	143,205	29 (36)	3.4%	1,567	-	112,271,928	67,165,732	24.3
	Lao PDR	24-Mar-20	24-Oct-21	35,633	648 (515)	52	2 (2)	0.1%	497	562	3,178,111	2,698,846	36.6
	Malaysia	25-Jan-20	24-Oct-21	2,426,050	5,828 (5,052)	28,354	42 (62)	1.2%	7,593	3,335	25,356,122	23,660,153	72.2
	Myanmar	23-Mar-20	24-Oct-21	494,263	687 (916)	18,538	27 (26)	3.8%	915	224	11,223,285	4,574,418	8.4
	Philippines	30-Jan-20	24-Oct-21	2,756,923	5,256 (5,222)	41,793	208 (160)	1.5%	2,550	481	27,836,530	25,101,222	22.6
	Singapore	23-Jan-20	24-Oct-21	169,261	3,598 (3,449)	300	6 (11)	0.2%	2,968	11,450	4,749,876	4,693,995	79.6
	Thailand	13-Jan-20	24-Oct-21	1,850,482	9,351 (9,540)	18,755	56 (69)	1.0%	2,658	-	38,137,096	26,474,522	37.9
	Vietnam	23-Jan-20	24-Oct-21	888,940	4,045 (3,555)	21,673	53 (68)	2.4%	922	1,276	51,157,792	20,731,417	21.1
				12,991,456	30,376	275,484	432	2.1%					

- **231,620,926 confirmed cases** of COVID-19 have been reported in **222 countries/states** (other than China, Hong Kong, Taiwan, Macau, and ASEAN countries):

REGION	COUNTRY	FIRST CONFIRMED CASE(S)	LATEST REPORT ON CONFIRMED CASE(S)	TOTAL CONFIRMED CASES	NEW CASES	TOTAL DEATHS	NEW DEATHS	CASE FATALITY RATE	CUMULATIVE CASES/ 100,000	NUMBER OF TESTS LAST 14 DAYS/ 100,000	CUMULATIVE IMMUNIZED	CUMULATIVE FULLY VACCINATED	FULLY VACCINATED/ 100
ASIA PACIFIC	Japan	16 Jan 2020	24-Oct-21	1,717,692	236	18,123	8	1.1%	1,360	470	96,406,686	86,937,361	69.0
	South Korea	20 Jan 2020	24-Oct-21	351,899	1,423	2,766	21	0.8%	681	3,379	40,764,241	35,975,412	70.1
	Nepal	24 Jan 2020	24-Oct-21	809,056	522	11,348	3	1.4%	2,828	138	8,562,365	6,485,923	21.9
	Australia	25 Jan 2020	24-Oct-21	158,604	2,203	1,637	15	1.0%	618	7,779	18,754,247	15,484,232	60.0
	Sri Lanka	27 Jan 2020	24-Oct-21	536,084	555	13,611	18	2.5%	2,459	304	14,928,248	13,038,469	60.7
	India	30 Jan 2020	23-Oct-21	34,174,843	-	454,301	-	1.3%	2,501	1,059	714,084,133	299,553,298	21.5
	Afghanistan	24 Feb 2020	24-Oct-21	155,944	4	7,255	2	4.7%	410		828,601	430,744	1.1
	Pakistan	26 Feb 2020	24-Oct-21	1,268,536	591	28,377	18	2.2%	586	248	68,666,464	38,596,890	17.1
	New Zealand	28 Feb 2020	24-Oct-21	5,638	84	28	-	0.5%	115	5,767	3,637,937	2,966,474	61.0
	Bhutan	05 Mar 2020	15-Oct-21	2,617	-	3	-	0.1%	343	1,929	585,993	517,513	66.4
	Maldives	07 Mar 2020	23-Oct-21	86,830	-	240	-	0.3%	16,354	5,045	393,718	351,570	64.7
	Bangladesh	08 Mar 2020	24-Oct-21	1,567,692	275	27,823	9	1.8%	962	117	39,888,958	20,264,496	12.2
	Mongolia	10 Mar 2020	24-Oct-21	349,509	1,321	1,660	17	0.5%	10,837	3,246	2,254,204	2,136,979	64.2
	Turkey	10 Mar 2020	24-Oct-21	7,851,805	24,792	69,112	195	0.9%	9,411	4,715	55,144,241	48,043,489	56.5
	French Polynesia	12 Mar 2020	20-Oct-21	46,694	-	635	-	1.4%	16,719		155,290	147,185	52.1
	Guam	15 Mar 2020	21-Oct-21	17,379	-	226	-	1.3%	10,388		131,735	120,530	72.7
	New Caledonia	17 Mar 2020	24-Oct-21	10,482	28	257	5	2.5%	3,642		171,401	141,123	49.0
	Fiji	18 Mar 2020	22-Oct-21	51,977	-	673	-	1.3%	5,840	-	619,734	517,175	57.3
	Papua New Guinea	21 Mar 2020	21-Oct-21	26,731	-	329	-	1.2%	305	-	133,741	61,221	0.7
	Timor Leste	21 Mar 2020	24-Oct-21	19,770	4	121	1	0.6%	1,529	1,299	520,137	335,482	25.0
Northern Mariana Islands	28 Mar 2020	22-Oct-21	290	-	3	-	1.0%	507		36,201	34,662	60.9	
North Korea	24 Jul 2020	25-Jul-20	1	-	-	-	0.0%	0					

	Solomon Islands	03 Oct 2020	16-Apr-21	20	-	-	-	0.0%	3		113,423	28,497	4.1
	Wallis et Futuna	17 Oct 2020	06-May-21	445	-	7	-	1.6%	2,777		5,781	5,321	48.0
	Marshall Islands	26 Oct 2020	17-Nov-20	4	-	-	-	0.0%	7		23,753	20,218	34.6
	Vanuatu	11 Nov 2020	21-Apr-21	4	-	1	-	25.0%	1		59,215	28,368	9.0
	Samoa	18 Nov 2020	12-Feb-21	3	-	-	-	0.0%	2		115,354	73,310	36.6
	Micronesia	11 Jan 2021	11-Jan-21	1	-	-	-	0.0%	1		45,808	40,227	38.8
	Palau	31 May 2021	08-Oct-21	8	-	-	-	0.0%	44		17,944	15,680	87.6
AMERICAS	USA	21 Jan 2020	24-Oct-21	46,306,224	12,014	756,319	114	1.6%	14,107	2,824	220,145,796	190,402,262	56.6
	Canada	25 Jan 2020	24-Oct-21	1,698,123	1,087	28,749	4	1.7%	4,468	2,585	29,694,631	27,976,539	73.5
	Brazil	26 Feb 2020	23-Oct-21	21,729,093	-	605,782	-	2.8%	10,261	-	158,233,397	114,767,275	53.6
	Mexico	28 Feb 2020	23-Oct-21	3,781,661	-	286,259	-	7.6%	2,964	132	69,879,788	52,949,966	40.7
	Saint Martin	01 Mar 2020	21-Oct-21	3,850	-	55	-	1.4%	10,131				
	Ecuador	01 Mar 2020	19-Oct-21	514,087	-	32,937	-	6.4%	2,959	132	11,800,967	10,090,387	56.4
	Dominican Republic	01 Mar 2020	24-Oct-21	376,272	727	4,108	2	1.1%	3,504	1,104	6,605,259	5,242,777	47.9
	Chile	03 Mar 2020	24-Oct-21	1,681,828	1,811	37,669	7	2.2%	8,874	2,921	16,265,400	14,553,371	75.8
	Argentina	03 Mar 2020	24-Oct-21	5,280,358	540	115,826	3	2.2%	11,750	526	32,617,779	25,227,233	55.3
	Peru	05 Mar 2020	23-Oct-21	2,195,101	-	200,019	-	9.1%	6,752	17	18,167,453	14,439,675	43.3
	Costa Rica	06 Mar 2020	22-Oct-21	555,970	-	6,946	-	1.2%	11,015	603	3,597,302	2,527,143	49.2
	Colombia	06 Mar 2020	24-Oct-21	4,991,050	1,369	127,067	35	2.5%	9,915	861	28,731,719	19,773,196	38.6
	French Guiana	06 Mar 2020	22-Oct-21	44,060	-	299	-	0.7%	22,536				
	Martinique	06 Mar 2020	17-Oct-21	42,634	-	670	-	1.6%	9,848				
	Paraguay	07 Mar 2020	23-Oct-21	460,701	-	16,230	-	3.5%	6,540	179	2,959,491	2,199,261	30.5
	Panama	10 Mar 2020	23-Oct-21	471,403	-	7,307	-	1.6%	11,101	871	2,967,699	2,354,976	53.8
	Bolivia	10 Mar 2020	23-Oct-21	509,709	-	18,898	-	3.7%	4,427	466	4,357,421	3,465,762	29.3
	Honduras	11 Mar 2020	22-Oct-21	374,148	-	10,192	-	2.7%	3,839		3,841,202	2,764,643	27.5
	Cuba	11 Mar 2020	24-Oct-21	945,750	1,319	8,167	-	0.9%	8,345	-	9,780,864	6,939,289	61.3
	Guyana	11 Mar 2020	23-Oct-21	34,977	-	894	-	2.6%	4,468		374,539	233,391	29.5
	Jamaica	12 Mar 2020	23-Oct-21	88,159	-	2,175	-	2.5%	2,990	382	577,283	358,007	12.0
	St Vincent and the Grenadines	12 Mar 2020	22-Oct-21	4,814	-	60	-	1.2%	4,353	-	23,127	14,903	13.4

Saint Lucia	13 Mar 2020	23-Oct-21	12,411	-	240	-	1.9%	6,790		49,423	38,023	20.6
Trinidad and Tobago	13 Mar 2020	23-Oct-21	55,437	-	1,639	-	3.0%	3,974	-	617,429	583,447	41.6
Venezuela	13 Mar 2020	23-Oct-21	399,667	-	4,800	-	1.2%	1,402		9,926,613	6,190,629	21.6
Guatemala	13 Mar 2020	23-Oct-21	594,665	-	14,655	-	2.5%	3,581	682	5,179,616	3,115,753	17.1
Uruguay	13 Mar 2020	23-Oct-21	392,029	-	6,071	-	1.5%	11,325	2,883	2,756,258	2,612,719	75.0
Curacao	13 Mar 2020	23-Oct-21	17,002	-	172	-	1.0%	10,792		100,129	91,893	55.8
Puerto Rico	13 Mar 2020	21-Oct-21	183,747	-	3,215	-	1.7%	5,753		2,608,481	2,337,092	73.2
Suriname	13 Mar 2020	23-Oct-21	47,978	-	1,058	-	2.2%	8,253		246,469	194,088	32.8
Antigua and Barbuda	13 Mar 2020	23-Oct-21	4,019	-	99	-	2.5%	4,138	-	55,536	47,298	47.9
Guadeloupe	13 Mar 2020	20-Oct-21	54,350	-	736	-	1.4%	12,269				
Cayman Islands	13 Mar 2020	22-Oct-21	1,196	-	2	-	0.2%	1,841		56,106	56,106	84.4
Aruba	14 Mar 2020	23-Oct-21	15,800	-	171	-	1.1%	14,862		82,370	76,445	71.3
Bahamas	15 Mar 2020	22-Oct-21	22,179	-	642	-	2.9%	5,694	-	136,110	114,612	28.9
US Virgin Islands	16 Mar 2020	21-Oct-21	7,118	-	78	-	1.1%	6,675		55,458	48,612	46.4
Sint Maarten	17 Mar 2020	23-Oct-21	4,478	-	75	-	1.7%	10,994		26,122	24,101	55.5
Montserrat	17 Mar 2020	09-Oct-21	41	-	1	-	2.4%	439		1,502	1,409	28.3
Barbados	17 Mar 2020	23-Oct-21	15,050	-	128	-	0.9%	5,243		145,648	117,900	41.0
El Salvador	18 Mar 2020	21-Oct-21	112,290	-	3,544	-	3.2%	1,740	-	4,270,922	3,684,848	56.5
Nicaragua	18 Mar 2020	19-Oct-21	16,241	-	207	-	1.3%	248		944,476	362,357	5.4
Bermuda	18 Mar 2020	22-Oct-21	5,612	-	96	-	1.7%	8,780		45,291	43,738	70.4
Haiti	19 Mar 2020	20-Oct-21	23,406	-	658	-	2.8%	208		73,568	28,941	0.3
Dominica	22 Mar 2020	22-Oct-21	4,508	-	30	-	0.7%	6,278		27,412	23,579	32.7
Grenada	22 Mar 2020	23-Oct-21	5,815	-	196	-	3.4%	5,192		36,757	28,605	25.3
Belize	23 Mar 2020	22-Oct-21	25,445	-	473	-	1.9%	6,518	5,844	199,932	144,531	35.7
Turks and Caicos Islands	23 Mar 2020	23-Oct-21	2,956	-	23	-	0.8%	7,740		28,305	26,112	66.6
Saint Kitts and Nevis	24 Mar 2020	23-Oct-21	2,625	-	21	-	0.8%	4,969	7,109	25,763	24,054	44.9
British Virgin Islands	25 Mar 2020	06-Oct-21	2,725	-	37	-	1.4%	9,074		17,607	15,468	50.8
Anguilla	26 Mar 2020	22-Oct-21	793	-	1	-	0.1%	5,983		9,548	9,157	60.5
Caribbean Netherlands	01 Apr 2020	23-Oct-21	2,383	-	19	-	0.8%	13,230		19,109	16,736	63.3

	Falkland Islands	03 Apr 2020	06-Oct-21	68	-	-	-	0.0%	2,578		2,632	1,775	50.3
	Saint Pierre and Miquelon	05 Apr 2020	04-Oct-21	32	-	-	-	0.0%	456				
	Saint Barthelemy	25 Jul 2020	21-Oct-21	1,589	-	6	-	0.4%	18,805				
EUROPE	France	24 Jan 2020	24-Oct-21	7,125,868	5,005	117,467	4	1.6%	10,626		50,987,174	45,606,061	67.5
	Germany	27 Jan 2020	24-Oct-21	4,491,498	11,412	95,934	38	2.1%	5,403	1,001	57,468,294	55,045,227	65.6
	Finland	29 Jan 2020	22-Oct-21	153,156	-	1,139	-	0.7%	2,774	1,825	4,205,047	3,785,226	68.2
	Italy	30 Jan 2020	24-Oct-21	4,741,185	3,723	131,826	24	2.8%	7,863	7,190	46,456,382	42,708,924	70.8
	Russian Federation	31 Jan 2020	24-Oct-21	8,241,643	35,660	230,600	1,072	2.8%	5,709	5,410	52,861,352	47,905,303	32.8
	Spain	31 Jan 2020	22-Oct-21	4,997,732	-	87,132	-	1.7%	10,616	1,058	37,954,027	37,199,581	79.6
	Sweden	31 Jan 2020	22-Oct-21	1,165,996	-	14,956	-	1.3%	11,336		7,233,886	6,845,102	67.4
	United Kingdom of Great Britain	31 Jan 2020	24-Oct-21	8,773,674	38,740	139,533	72	1.6%	13,127	13,986	49,606,419	45,489,980	66.7
	Belgium	05 Feb 2020	23-Oct-21	1,312,360	-	25,846	-	2.0%	11,428	4,847	8,669,134	8,518,985	73.2
	Switzerland	25 Feb 2020	23-Oct-21	862,408	-	11,194	-	1.3%	10,057	2,739	5,680,856	5,416,741	62.2
	Austria	25 Feb 2020	24-Oct-21	798,606	3,624	11,251	6	1.4%	8,996	35,980	5,850,609	5,579,837	61.7
	Croatia	25 Feb 2020	24-Oct-21	445,325	2,293	9,038	28	2.0%	10,948	2,246	1,885,279	1,772,187	43.4
	Norway	26 Feb 2020	24-Oct-21	200,373	280	894	-	0.4%	3,747	1,358	4,197,822	3,721,188	68.1
	Romania	26 Feb 2020	24-Oct-21	1,561,928	11,725	44,679	389	2.9%	8,069	4,445	6,899,573	5,828,308	30.5
	Estonia	26 Feb 2020	24-Oct-21	182,039	1,787	1,461	7	0.8%	13,722	6,279	781,105	736,771	55.6
	Georgia	26 Feb 2020	24-Oct-21	692,240	3,436	9,742	43	1.4%	18,607	18,815	1,013,828	907,106	22.8
	North Macedonia	26 Feb 2020	24-Oct-21	199,766	227	7,051	15	3.5%	9,588	-	801,395	764,953	36.7
	Greece	26 Feb 2020	24-Oct-21	716,358	2,075	15,628	30	2.2%	6,685	19,599	6,593,178	6,341,057	61.1
	Denmark	27 Feb 2020	24-Oct-21	376,414	1,349	2,699	2	0.7%	6,469	9,028	4,470,907	4,402,566	75.7
	San Marino	27 Feb 2020	18-Oct-21	5,475	-	91	-	1.7%	16,170		25,084	22,218	65.3
	Lithuania	27 Feb 2020	24-Oct-21	388,185	2,545	5,633	31	1.5%	13,929	9,253	1,794,643	1,643,681	61.1
	Netherlands	27 Feb 2020	24-Oct-21	2,082,563	6,290	18,314	1	0.9%	12,015	-	12,953,100	11,731,427	68.3
Azerbaijan	27 Feb 2020	24-Oct-21	516,325	2,036	6,894	25	1.3%	5,151	1,108	5,043,147	4,310,597	42.2	
Belarus	28 Feb 2020	24-Oct-21	586,234	2,044	4,515	16	0.8%	6,192	8,846	2,608,819	1,863,182	19.7	
Iceland	28 Feb 2020	22-Oct-21	12,899	-	33	-	0.3%	3,570	3,911	282,644	278,276	81.0	
Ireland	28 Feb 2020	24-Oct-21	429,877	1,725	5,369	-	1.2%	8,699	4,869	3,797,728	3,735,655	75.0	

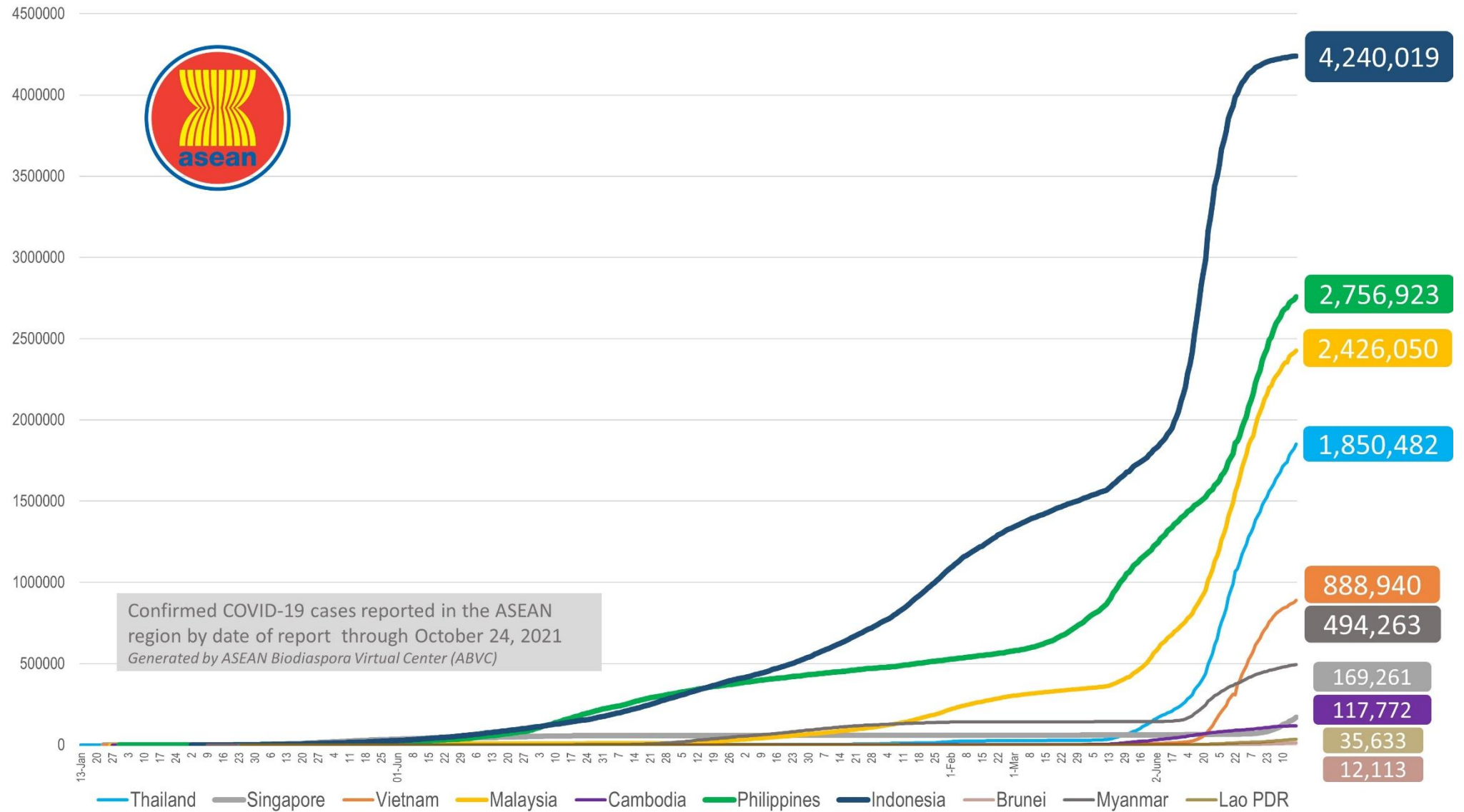
Monaco	29 Feb 2020	23-Oct-21	3,389	-	34	-	1.0%	8,698		26,672	23,308	59.0
Czech Republic	01 Mar 2020	24-Oct-21	1,729,458	2,768	30,615	9	1.8%	16,209		6,162,123	6,052,065	56.4
Luxembourg	01 Mar 2020	21-Oct-21	80,603	-	842	-	1.0%	13,003	3,962	424,732	399,522	62.9
Armenia	01 Mar 2020	24-Oct-21	295,368	2,354	6,013	38	2.0%	9,986	4,560	434,617	186,081	6.3
Latvia	02 Mar 2020	24-Oct-21	202,573	2,252	3,028	10	1.5%	10,590	10,253	1,082,852	966,694	51.8
Portugal	02 Mar 2020	24-Oct-21	1,085,138	-	18,133	4	1.7%	10,567	4,646	8,995,352	8,827,654	86.8
Andorra	02 Mar 2020	22-Oct-21	15,404	-	130	-	0.8%	19,968	3,750	54,312	47,720	61.7
Liechtenstein	03 Mar 2020	24-Oct-21	3,529	5	60	-	1.7%	9,282	3,359	24,829	24,124	63.1
Ukraine	03 Mar 2020	24-Oct-21	2,769,405	20,791	63,872	386	2.3%	6,239	1,354	8,890,452	6,963,577	16.0
Slovenia	04 Mar 2020	24-Oct-21	319,913	1,501	4,683	6	1.5%	15,322	2,694	1,182,886	1,111,603	53.5
Hungary	04 Mar 2020	22-Oct-21	843,825	-	30,492	-	3.6%	8,637	2,094	5,935,182	5,714,861	59.3
Poland	04 Mar 2020	24-Oct-21	2,972,927	4,727	76,447	13	2.6%	7,829	749	20,113,535	19,830,320	52.5
Faroe Islands	04 Mar 2020	23-Oct-21	1,537	-	2	-	0.1%	3,157		39,114	37,402	76.3
Bosnia and Herzegovina	05 Mar 2020	22-Oct-21	247,958	-	11,322	-	4.6%	7,512	914	734,195	508,008	15.6
Gibraltar	05 Mar 2020	24-Oct-21	5,874	16	98	-	1.7%	17,430		40,173	39,796	118.1
Slovakia	06 Mar 2020	24-Oct-21	456,438	3,207	12,903	8	2.8%	8,369	6,873	2,486,664	2,289,415	41.9
Serbia	06 Mar 2020	24-Oct-21	1,098,209	5,733	9,509	61	0.9%	15,813	3,466	3,071,523	2,941,696	42.6
Vatican City	06 Mar 2020	17-Oct-20	27	-	-	-	0.0%	2,932				
Malta	07 Mar 2020	24-Oct-21	37,551	12	459	-	1.2%	7,471	3,885	427,651	426,181	82.8
Moldova	07 Mar 2020	24-Oct-21	328,000	906	7,497	38	2.3%	12,342	4,631	824,986	849,435	21.1
Bulgaria	08 Mar 2020	24-Oct-21	569,443	1,370	23,073	40	4.1%	8,163	4,025	1,407,830	1,436,426	20.8
Albania	09 Mar 2020	24-Oct-21	181,696	444	2,874	4	1.6%	6,366	-	991,371	868,964	30.3
Cyprus	09 Mar 2020	23-Oct-21	121,546	-	569	-	0.5%	10,141	48,053	601,675	566,820	63.3
Channel Islands	09 Mar 2020	22-Oct-21	1,985	-	22	-	1.1%	3,043		32,969	13,618	20.3
Jersey	10 Mar 2020	22-Oct-21	10,609	-	80	-	0.8%	11,682		78,415	74,390	73.6
Kazakhstan	13 Mar 2020	24-Oct-21	928,211	1,677	11,907	-	1.3%	5,014	-	8,145,620	7,300,564	38.4
Kosovo	13 Mar 2020	22-Oct-21	160,590	-	2,974	-	1.9%	8,950				
Uzbekistan	15 Mar 2020	24-Oct-21	183,569	378	1,304	2	0.7%	547		13,081,265	5,882,086	17.3
Greenland	16 Mar 2020	22-Oct-21	731	-	-	-	0.0%	1,300		40,104	36,902	64.9
Montenegro	17 Mar 2020	24-Oct-21	140,922	433	2,065	6	1.5%	22,651		255,222	238,240	37.9
Kyrgyzstan	18 Mar 2020	24-Oct-21	180,563	96	2,653	3	1.5%	2,796		944,443	714,684	10.8

MIDDLE EAST	Isle of Man	19 Mar 2020	23-Oct-21	9,107	-	57	-	0.6%	10,767		67,353	64,275	75.3
	Tajikistan	30 Apr 2020	16-Oct-21	17,086	-	124	-	0.7%	183		2,592,147	2,039,368	20.9
	UAE	29 Jan 2020	24-Oct-21	739,284	94	2,130	1	0.3%	7,566	35,261	9,583,759	8,594,723	86.0
	Iran	19 Feb 2020	24-Oct-21	5,860,844	9,174	125,223	171	2.1%	7,069	1,444	50,604,321	28,872,959	34.0
	Israel	21 Feb 2020	24-Oct-21	1,323,020	625	8,049	3	0.6%	14,614	11,845	6,217,352	5,712,912	65.0
	Lebanon	21 Feb 2020	23-Oct-21	637,312	-	8,449	-	1.3%	9,296	-	1,728,122	1,461,447	21.6
	Kuwait	24 Feb 2020	24-Oct-21	412,527	21	2,461	1	0.6%	9,806	2,890	2,668,082	923,307	21.3
	Oman	24 Feb 2020	24-Oct-21	304,163	47	4,110	3	1.4%	6,114		2,959,586	2,294,880	43.9
	Bahrain	24 Feb 2020	24-Oct-21	276,571	45	1,393	-	0.5%	16,852	10,162	1,172,869	1,137,010	65.0
	Iraq	24 Feb 2020	24-Oct-21	2,046,274	1,247	22,961	24	1.1%	5,206	542	5,260,678	3,246,256	7.9
	Qatar	29 Feb 2020	24-Oct-21	238,518	82	609	1	0.3%	8,422	1,899	2,360,308	2,218,292	75.7
	Saudi Arabia	02 Mar 2020	24-Oct-21	548,252	47	8,778	2	1.6%	1,600	1,470	24,057,315	21,114,873	59.8
	Jordan	02 Mar 2020	24-Oct-21	851,410	1,652	10,951	10	1.3%	8,428	3,063	3,869,489	3,460,831	33.7
	Palestine	05 Mar 2020	22-Oct-21	450,969	-	4,617	-	1.0%	9,625		1,416,215	1,176,037	22.5
Syria	22 Mar 2020	24-Oct-21	41,515	293	2,504	12	6.0%	243		681,791	367,744	2.0	
Yemen	10 Apr 2020	24-Oct-21	9,678	16	1,840	2	19.0%	33		308,025	48,148	0.2	
AFRICA	Egypt	14 Feb 2020	23-Oct-21	323,733	-	18,242	-	5.6%	322		15,493,471	7,683,710	7.4
	Algeria	25 Feb 2020	24-Oct-21	205,822	72	5,890	4	2.9%	478		6,017,036	4,032,942	9.0
	Nigeria	28 Feb 2020	23-Oct-21	210,295	-	2,856	-	1.4%	105	32	5,427,920	2,760,913	1.3
	Tunisia	02 Mar 2020	24-Oct-21	711,693	172	25,149	10	3.5%	6,086	315	5,433,013	4,240,154	35.5
	Morocco	02 Mar 2020	24-Oct-21	944,277	201	14,612	6	1.5%	2,589	231	23,333,590	21,116,355	56.5
	Senegal	02 Mar 2020	24-Oct-21	73,893	2	1,878	1	2.5%	453	93	1,281,042	879,073	5.1
	South Africa	05 Mar 2020	24-Oct-21	2,919,632	300	88,925	11	3.0%	4,986	328	14,313,392	11,036,024	18.4
	Cameroon	06 Mar 2020	19-Oct-21	100,289	-	1,600	-	1.6%	388		405,846	150,894	0.6
	Togo	06 Mar 2020	23-Oct-21	25,989	-	242	-	0.9%	322	95	867,386	419,768	5.0
	Burkina Faso	09 Mar 2020	20-Oct-21	14,793	-	214	-	1.4%	73		273,428	208,994	1.0
	Democratic Republic of Congo	10 Mar 2020	22-Oct-21	57,432	-	1,091	-	1.9%	66		108,291	36,689	0.0
	Ivory Coast	11 Mar 2020	23-Oct-21	61,178	-	690	-	1.1%	238	85	2,122,428	769,945	2.9
	Reunion	11 Mar 2020	19-Oct-21	54,438	-	372	-	0.7%	7,007				
	Ghana	13 Mar 2020	24-Oct-21	73,893	2	1,878	1	2.5%	453	93	1,281,042	879,073	5.1
	Guinea	13 Mar 2020	22-Oct-21	30,626	-	385	-	1.3%	240		1,432,839	691,551	5.1
	Gabon	13 Mar 2020	22-Oct-21	34,601	-	224	-	0.6%	1,593	4,303	125,804	91,802	4.0
	Sudan	13 Mar 2020	23-Oct-21	40,238	-	3,099	-	7.7%	94		1,154,253	581,846	1.3
	Kenya	13 Mar 2020	24-Oct-21	252,672	44	5,257	2	2.1%	481	-	3,493,570	1,414,202	2.6
	Ethiopia	13 Mar 2020	24-Oct-21	362,335	247	6,358	11	1.8%	323	47	3,046,441	1,001,920	0.9
	Central African Republic	14 Mar 2020	22-Oct-21	11,518	-	100	-	0.9%	243		311,442	9,901	0.2
Seychelles	14 Mar 2020	18-Oct-21	21,903	-	119	-	0.5%	22,436		80,595	74,778	75.6	

Rwanda	14 Mar 2020	24-Oct-21	99,374	20	1,320	-	1.3%	787	733	3,632,110	1,762,683	13.3
Namibia	14 Mar 2020	24-Oct-21	128,824	23	3,550	4	2.8%	5,164	384	302,500	232,548	9.0
Swaziland	14 Mar 2020	23-Oct-21	46,384	-	1,241	-	2.7%	4,040	-	236,992	229,476	19.6
Mauritania	14 Mar 2020	23-Oct-21	36,910	-	792	-	2.1%	816	-	712,117	588,714	12.3
Mayotte	14 Mar 2020	22-Oct-21	20,485	-	182	-	0.9%	12,880	-	-	-	-
Equatorial Guinea	15 Mar 2020	23-Oct-21	13,166	-	163	-	1.2%	971	648	239,425	185,228	12.8
Republic of Congo	15 Mar 2020	21-Oct-21	16,408	-	239	-	1.5%	305	-	289,849	120,167	2.1
Benin	16 Mar 2020	13-Oct-21	24,560	-	161	-	0.7%	208	-	216,527	186,951	1.5
Liberia	16 Mar 2020	21-Oct-21	5,811	-	287	-	4.9%	118	-	262,220	242,632	4.7
Tanzania	16 Mar 2020	12-Oct-21	26,034	-	724	-	2.8%	45	-	885,579	885,579	1.4
Somalia	16 Mar 2020	10-Oct-21	21,269	-	1,180	-	5.5%	138	-	355,132	280,690	1.7
Gambia	17 Mar 2020	22-Oct-21	9,956	-	339	-	3.4%	424	-	214,880	203,746	8.2
Zambia	17 Mar 2020	24-Oct-21	209,634	5	3,659	-	1.7%	1,174	291	311,049	511,004	2.7
Mauritius	18 Mar 2020	23-Oct-21	17,047	-	148	-	0.9%	1,347	-	891,593	834,104	65.5
Djibouti	18 Mar 2020	24-Oct-21	13,451	7	181	-	1.3%	1,382	-	66,010	26,087	2.6
Niger	19 Mar 2020	23-Oct-21	6,248	-	207	-	3.3%	27	-	479,613	323,533	1.3
Chad	19 Mar 2020	15-Oct-21	5,067	-	174	-	3.4%	32	-	155,038	44,478	0.3
Zimbabwe	20 Mar 2020	22-Oct-21	132,588	-	4,663	-	3.5%	905	187	3,276,746	2,550,130	16.9
Cape Verde	20 Mar 2020	23-Oct-21	38,130	-	349	-	0.9%	6,934	-	292,722	196,347	34.9
Madagascar	20 Mar 2020	13-Sep-21	42,898	-	958	-	2.2%	159	-	381,633	184,632	0.7
Uganda	21 Mar 2020	20-Oct-21	125,537	-	3,194	-	2.5%	284	54	2,575,021	415,486	0.9
Eritrea	21 Mar 2020	23-Oct-21	6,789	-	45	-	0.7%	191	-	-	-	-
Angola	21 Mar 2020	23-Oct-21	63,775	-	1,695	-	2.7%	200	-	4,126,328	1,534,757	4.5
Mozambique	22 Mar 2020	24-Oct-21	151,225	5	1,928	-	1.3%	498	28	1,973,519	1,825,866	5.7
Libya	24 Mar 2020	24-Oct-21	353,626	745	5,006	24	1.4%	5,218	-	1,471,101	338,264	4.9
Guinea-Bissau	25 Mar 2020	19-Oct-21	6,131	-	141	-	2.3%	319	-	111,771	9,730	0.5
Mali	25 Mar 2020	23-Oct-21	15,809	-	558	-	3.5%	80	-	327,313	257,460	1.2
Botswana	30 Mar 2020	21-Oct-21	184,919	-	2,396	-	1.3%	8,027	-	618,979	263,852	11.0
Sierra Leone	31 Mar 2020	03-Oct-21	6,396	-	121	-	1.9%	82	-	318,380	110,744	1.4
Burundi	31 Mar 2020	20-Oct-21	19,867	-	14	-	0.1%	172	-	175	-	-
Malawi	02 Apr 2020	23-Oct-21	61,757	-	2,296	-	3.7%	332	-	900,023	521,378	2.7
South Sudan	05 Apr 2020	21-Oct-21	12,279	-	133	-	1.1%	111	-	84,658	38,653	0.3
Sao Tome and Principe	06 Apr 2020	23-Oct-21	3,697	-	56	-	1.5%	1,719	-	75,837	27,883	12.5
Comoros	30 Apr 2020	24-Oct-21	4,205	1	147	-	3.5%	494	-	245,694	162,098	18.2
Lesotho	13May 2020	24-Oct-21	21,587	3	656	-	3.0%	1,016	-	347,836	339,506	15.7
			231,620,926	250,743	4,689,176	3,212	2.0%					

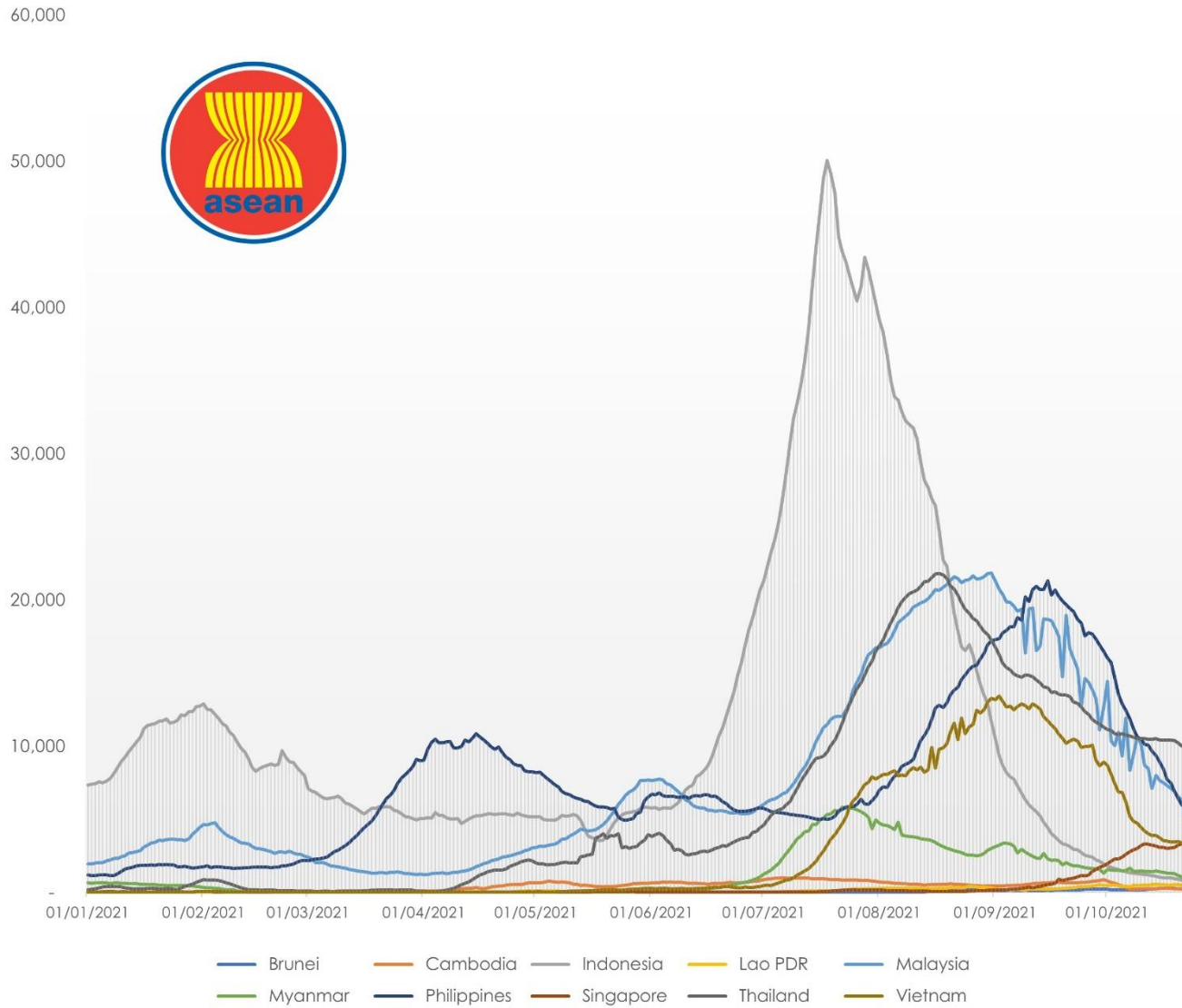
COVID-19 Epi curve among ASEAN Countries

as of 24 October 2021



7-Day Rolling Average of COVID-19 new cases

as of 24 October 2021

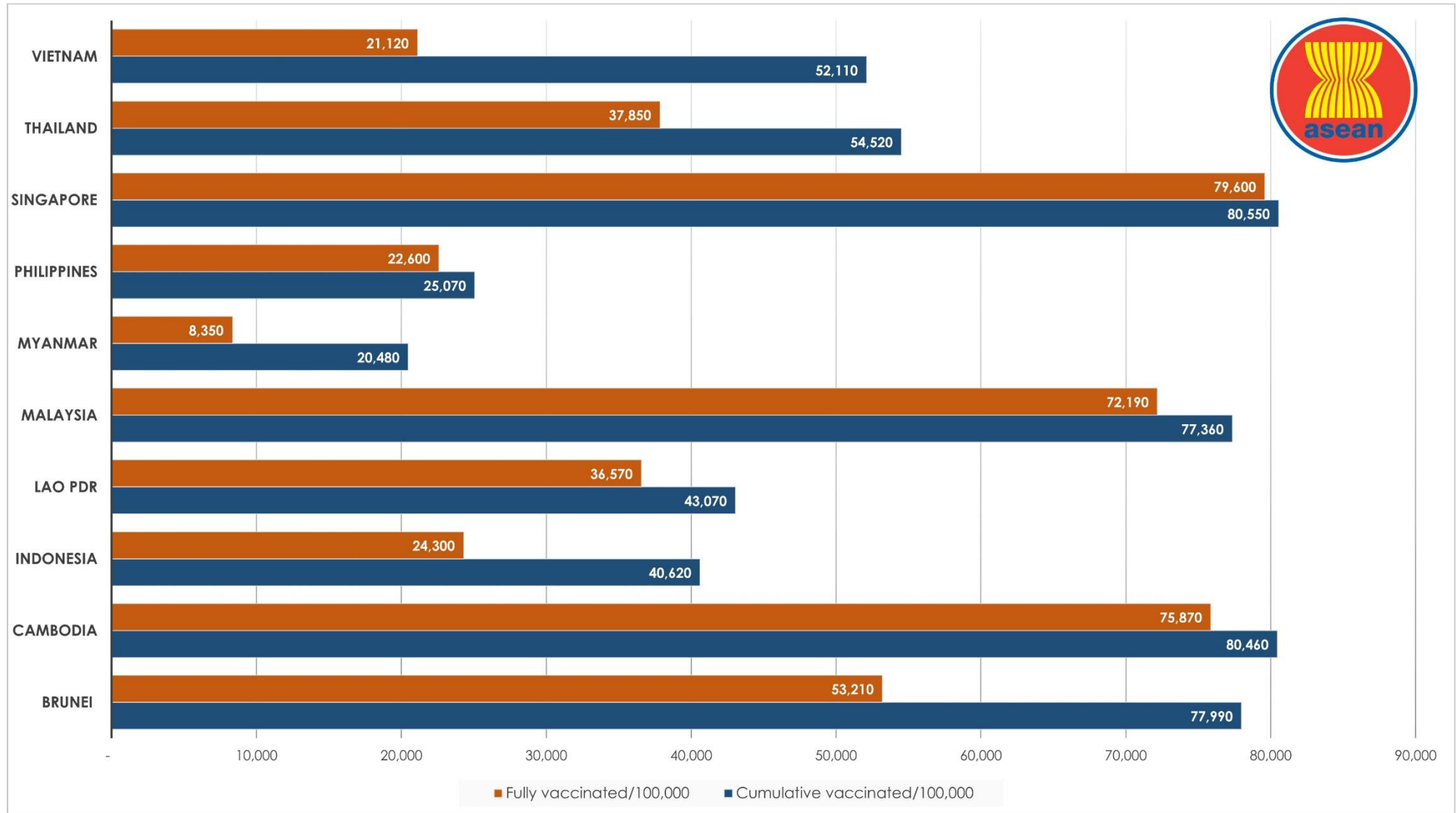


ASEAN Country	New Cases Rate of Change 7-Day Window*	P-value
Brunei	-13.199	0.003
Cambodia	-16.403	0
Indonesia	-38.092	0
Lao PDR	-2.77	0.542
Malaysia	-397.311	0
Myanmar	-67.306	0
Philippines	-372.337	0
Singapore	75.224	0
Thailand	-148.546	0
Vietnam	12.929	0.241

*Beta coefficient of linear line of best fit; equal to the rate of change in the 7-day rolling average of new cases over the past 7 days (as of October 24, 2021)


COVID-19 Vaccination Status

as of 24 October 2021



Outlook Assessment

as of 23 October 2021

 ASEAN MEMBER STATE	REQUIREMENT							
	At least 80% of the high-risk population has been vaccinated with at least one dose of a COVID-19 vaccine.		At least 65% of the total population has a level of immunity to COVID-19; either recovered from COVID-19 or have been vaccinated with at least one dose of a COVID-19 vaccine.		Case levels are generally low (a 7-day rolling average number of daily new cases that is <10 cases per 100,000, with each day's past-14-day test positivity is consistently <5%).		Government Policy on containment and health (strictness and comprehensiveness in COVID-19 related government policies)	
	% of High risk population with one dose	Population vaccinated/day (7-day average)	% of Total population with one dose	Completion date (moderate case scenario)	Daily cases/100,000	Test positivity last 14 days	Containment and health index score -Oxford COVID-19 Government Response Tracker (OxCGRT)	Change over the past 30 days
Brunei	>80.0	0%/day	78.3	Sept 2021	46.85	Unknown	82.1/100	0.0
Cambodia	>80.0	0%/day	>80.1	Aug 2021	1.18	Unknown	70.2/100	0.0
Indonesia	>80.0	0%/day	43.6	Jan 2022	0.29	Unknown	75.1/100	+2.6
Lao PDR	> 80.0	0%/day	45.9	Dec 2021	6.64	10.5	71.5/100	+1.2
Malaysia	>80.0	0%/day	79.4	Sep 2021	16.35	6.1	62.5/100	-5.7
Myanmar	48.7	unknown-	21.9		1.81	7.8	73.0/100	+6.9
Philippines	>80.0	0%/day	28.7		5.30	15.2	81.3/100	+0.8
Singapore	>80.0	0%/day	>80.6	Jul 2021	59.36	6.8	68.4/100	+2.4
Thailand	>80.0	0%/day	56.6	Jan 2022	14.20	23.8	63.2/100	+2.4
Vietnam	>80.0	1.58%/day	55.6	Nov 2021	3.54	3.3	61.0/100	-17.3



Report generated by
ASEAN Biodiaspora Virtual Center (ABVC)
 in collaboration with **Bluedot Inc.**
 Email: support@biodiaspora.org

