

COVID-19 Situational Report in the ASEAN Region

ASEAN Biodiaspora Virtual Center (ABVC)

as of June 25, 2021



Canada



COVID-19: Highlights and Situation Overview

Global Update

- Worldwide, there have been over 181 million cases and more than 3 million deaths attributed to COVID-19.
- World Health Organization (WHO) said in its weekly bulletin released in Geneva on June 23 that over 2.5 million COVID-19 cases and over 64,000 deaths were registered worldwide in the past week. Last week, case incidence declined in Southeast Asia (down by 21%) and Europe (down by 6%). At the same time, Africa reported a 39% increase in cases. Mortality increased in Africa (up by 38%), and Eastern Mediterranean (up by 2%), but declined in Southeast Asia (down by 26%), Europe (down by 12%) and Western Pacific (down by 9%). According to the WHO, several strains of the novel coronavirus with the VOC (variants of concern) status, continue to spread all over the world. For example, the Alpha variant first detected in the UK in September 2020 is now present in 170 countries. The Gamma variant, first registered in Brazil in September, has spread to 71 states. The number of countries affected by the Delta strain, uncovered by virologists in India in October 2020, has risen to 85. The bulletin said that Delta is far more contagious than the Alpha variant, and is expected to become the dominant strain of SARS-CoV-2 if the current trend continues. The WHO does not rule out that "SARS-CoV-2 evolution may result in changes that allow for increased disease severity, escape from immune responses, decreased effectiveness of antiviral treatment or infection in a new animal host." At the same time, all existing vaccines "are still effective at protecting against severe disease and hospitalization."

Regional Update

- Indonesia recorded its biggest daily increase in COVID-19 cases on Thursday (June 24) with 20,574 infections, taking the country's total number of cases to 2,053,995. With the highest number of COVID-19 cases and deaths in the ASEAN region, Indonesia is currently grappling with a surge of infections following last month's Idul Fitri holiday where people returned to their hometowns and most people crowded tourist spots. Meanwhile, Indonesia's Health Minister said today (June 25) that more hospitals and beds have been prepared in Jakarta to cope with another surge of COVID-19 cases. Speaking during a press conference, the minister said that Persahabatan hospital, Sulianti Saroso hospital and Fatmawati hospital, all in the capital city, will be converted into full COVID-19 hospitals. The government is also readying new makeshift COVID-19 hospitals in Jakarta. They will be located within the government subsidized housing complexes of Nagrak and Pasar Rumpit. These makeshift facilities will treat asymptomatic patients and those with mild symptoms while Asian Games Athlete's Village, which since last year has been turned into an emergency COVID-19 makeshift hospital, will treat patients with severe symptoms. He added that emergency rooms in Jakarta's hospitals will also be converted into COVID-19 isolation rooms, while tents outside the hospitals will be set up to serve as emergency rooms.

Vaccine Update

- Japanese Foreign Minister Toshimitsu Motegi said on Friday (June 25) that Japan will give one million additional doses of AstraZeneca COVID-19 vaccine each to Taiwan and Vietnam. He added that arrangements were also being made to send one million doses each of AstraZeneca vaccine to Thailand, Malaysia, Indonesia and the Philippines. Mr. Motegi also said Japan would start to supply 11 million

doses in total to regions including South-east Asia, South-west Asia and the Pacific islands through the World Health Organisation-backed COVAX vaccine sharing facility from mid-July.

- Singapore's Health Minister announced on June 24 that the government will accelerate its national COVID-19 vaccination programme as it has been able to bring forward the delivery of vaccine supplies. Starting June 26, health authorities will be able to administer up to 80,000 doses daily - a 70% increase from the 47,000 daily doses currently. According to the minister, Singapore has administered more than 5 million doses of the COVID-19 vaccine as of June 23. More than 3 million people, or about 53% of the population, have received their first dose. Of these figures, 2 million, or 36% of the population, have received their second dose and are fully vaccinated.
- Malaysia's Health Minister said that a total of 268,604 doses of COVID-19 vaccines were administered on Thursday (June 24), bringing a total of 6,823,104 doses of COVID-19 vaccines administered. Referring to this data, 4,924,334 people have received their first dose while another 1,898,770 people have received both doses.
- Thailand's Food and Drug Administration (FDA) on Thursday (June 24) approved Pfizer's COVID-19 vaccine. The government has also put in an order for 20 million doses of the vaccine, which the company said will be delivered before the end of the year. The vaccines are being imported to inoculate 12 to 18-year-olds, as this is the only brand that is effective for this age group. This is the sixth Covid-19 vaccine to be approved for use in Thailand, after Sinovac, Sinopharm, AstraZeneca, Johnson & Johnson and Sputnik V.

Travel Advisories (new update/s)

- Singapore: Singapore will be tightening its border measures on travellers with travel history to New South Wales, given the recent rise in COVID-19 cases in the Australian state. The Ministry of Health (MOH) said in a media release on Thursday (24 June) that from 11:59PM on Saturday (June 26), short-term travellers with travel history to New South Wales within the last 21 days before departure for Singapore will not be allowed to enter. Singapore citizens, permanent residents and long-term pass holders with travel history to New South Wales within the last 21 days before departure for Singapore will have to serve an additional seven-day Stay-Home Notice (SHN) at their place of residence, and take a polymerase chain reaction (PCR) test before the end of their SHN period. Meanwhile, Singapore will also be easing border measures on travellers with travel history to Victoria, as the COVID-19 situation in the Australian state has improved in recent days. From 11:59PM on Saturday (June 26), travellers will only need to undergo the on-arrival PCR test, and will be allowed to go about their activities in Singapore if the test result is negative. Travellers will not need to serve the seven-day SHN.

Cases and Deaths as of 25 June 2021

- As of 25 June 2021 (2PM, GMT+8), worldwide, there were **181,060,323** confirmed cases, including **3,917,718** deaths. Globally, Case Fatality Rate (CFR) is **2.2**.
- In **China**, there were **118,018** confirmed cases with **5,451** deaths, including deaths in Hong Kong (210) and Taiwan (605). Confirmed cases in China include confirmed cases in Hong Kong (11,906), Macau (53), and Taiwan (14,389).
- **4,656,774 confirmed cases** of COVID-19 have been reported in the ASEAN region with a total of **90,362 deaths**, with a CFR of **1.9**.

REGION	COUNTRY	FIRST CONFIRMED CASE(S)	LATEST REPORT ON CONFIRMED CASE(S)	TOTAL CONFIRMED CASES	NEW CASES (7-DAY ROLLING AVERAGE)	TOTAL DEATHS	NEW DEATHS (7-DAY ROLLING AVERAGE)	CASE FATALITY RATE	CUMULATIVE CASES/ 100,000	NUMBER OF TESTS LAST 14 DAYS/ 100,000	CUMULATIVE VACCINATED (% POPULATION WITH AT LEAST 1 DOSE)	CUMULATIVE FULLY VACCINATED	FULLY VACCINATED/ 100,000
ASEAN REGION	Brunei	10 Mar 20	22-Jun-21	256	(1)	3	-	1.2%	59		57,353 (12.4)	12,524	2,860
	Cambodia	27 Jan 20	24-Jun-21	45,366	655 (655)	493	18 (16)	1.1%	275	572	3,619,420 (22.3)	2,759,164	16,500
	Indonesia	02 Mar 20	24-Jun-21	2,053,995	20,574(14,817)	55,949	355 (314)	2.7%	759	255	24,358,856 (9.2)	12,640,041	4,620
	Lao PDR	24 Mar 20	24-Jun-21	2,080	4 (7)	3	-	0.1%	29	247	798,257 (11.2)	470,370	6,470
	Malaysia	25 Jan 20	24-Jun-21	716,847	5,841 (5,440)	4,721	84 (74)	0.7%	2,244	1,830	4,574,685 (14.0)	1,727,042	5,340
	Myanmar	23 Mar 20	24-Jun-21	150,714	787 (564)	3,275	6 (4)	2.2%	279	42	1,772,177 (3.4)	1,222,723	2,250
	Philippines	30 Jan 20	24-Jun-21	1,378,260	6,028 (5,543)	24,036	108 (109)	1.7%	1,275	409	6,681,352 (6.1)	2,246,897	2,050
	Singapore	23 Jan 20	24-Jun-21	62,493	23 (18)	35	-	0.1%	1,096	7,754	2,971,570 (52.7)	2,057,436	35,170
	Thailand	13 Jan 20	24-Jun-21	232,647	4,108 (3,560)	1,775	31 (31)	0.8%	334	778	5,844,521 (8.0)	2,303,814	3,300
	Vietnam	23 Jan 20	24-Jun-21	14,116	254 (300)	72	3 (2)	0.5%	15	433	2,488,655 (2.5)	137,682	140
				4,656,774	38,274	90,362	605	1.9%					

- **176,285,531 confirmed cases** of COVID-19 have been reported in **222 countries/states** (other than China, Hong Kong, Taiwan, Macau, and ASEAN countries):

REGION	COUNTRY	FIRST CONFIRMED CASE(S)	LATEST REPORT ON CONFIRMED CASE(S)	TOTAL CONFIRMED CASES	NEW CASES	TOTAL DEATHS	NEW DEATHS	CASE FATALITY RATE	CUMULATIVE CASES/ 100,000	NUMBER OF TESTS LAST 14 DAYS/ 100,000	CUMULATIVE IMMUNIZED	CUMULATIVE FULLY VACCINATED	FULLY VACCINATED/ 100,000
ASIA PACIFIC	Japan	16 Jan 2020	24-Jun-21	791,452	1,676	14,551	45	1.8%	627	504	24,784,840	11,003,883	8,700
	South Korea	20 Jan 2020	24-Jun-21	153,155	610	2,008	1	1.3%	296	593	15,150,121	4,413,494	8,610
	Nepal	24 Jan 2020	24-Jun-21	629,431	1,577	8,918	24	1.4%	2,200	206	2,500,196	731,653	2,510
	Australia	25 Jan 2020	24-Jun-21	30,408	28	910	-	3.0%	119	2,423	5,754,768	1,105,508	4,340
	Sri Lanka	27 Jan 2020	24-Jun-21	248,050	1,941	2,814	45	1.1%	1,138	928	2,482,166	842,183	3,930
	India	30 Jan 2020	24-Jun-21	30,133,417	51,387	393,338	1,326	1.3%	2,205	1,601	241,720,520	51,649,818	3,740
	Afghanistan	24 Feb 2020	24-Jun-21	111,592	1,967	4,519	63	4.0%	293		582,128	183,762	470
	Pakistan	26 Feb 2020	24-Jun-21	951,865	1,097	22,108	35	2.3%	440	223	10,833,547	3,566,547	1,610
	New Zealand	28 Feb 2020	23-Jun-21	2,723	-	26	-	1.0%	55	983	637,847	381,517	7,910
	Bhutan	05 Mar 2020	24-Jun-21	2,006	43	1	-	0.0%	263	-	484,189		
	Maldives	07 Mar 2020	24-Jun-21	72,678	212	207	-	0.3%	13,688	5,995	315,620	184,865	34,200
	Bangladesh	08 Mar 2020	24-Jun-21	872,935	6,058	13,868	81	1.6%	535	138	5,823,245	4,266,961	2,590
Mongolia	10 Mar 2020	24-Jun-21	102,629	2,366	482	13	0.5%	3,182	2,144	1,931,642	1,713,649	52,270	

	Turkey	10 Mar 2020	24-Jun-21	5,393,248	5,703	49,417	59	0.9%	6,464	2,909	30,267,732	14,683,436	17,410
	French Polynesia	12 Mar 2020	23-Jun-21	18,991	-	142	-	0.7%	6,800		67,913	57,571	20,490
	Guam	15 Mar 2020	23-Jun-21	8,310	-	139	-	1.7%	4,967		98,879	85,186	51,390
	New Caledonia	17 Mar 2020	20-Jun-21	129	-	-	-	0.0%	45		56,691	47,992	16,810
	Fiji	18 Mar 2020	24-Jun-21	2,848	308	13	-	0.5%	320	1,054	256,018	17,990	2,010
	Papua New Guinea	21 Mar 2020	22-Jun-21	17,079	-	173	-	1.0%	195	-	38,176		
	Timor Leste	21 Mar 2020	24-Jun-21	8,889	46	20	1	0.2%	687		103,813	6,718	510
	Northern Mariana Islands	28 Mar 2020	28-May-21	183	-	2	-	1.1%	320		28,858	25,780	45,320
	North Korea	24 Jul 2020	25-Jul-20	1	-	-	-	0.0%	0				
	Solomon Islands	03 Oct 2020	16-Apr-21	20	-	-	-	0.0%	3		18,042	3,479	510
	Wallis et Futuna	17 Oct 2020	06-May-21	445	-	7	-	1.6%	2,777		4,532	4,302	38,250
	Marshall Islands	26 Oct 2020	17-Nov-20	4	-				7		17,788	15,329	26,240
	Vanuatu	11 Nov 2020	21-Apr-21	4	-	1	-	25.0%	1		7,462		
	Samoa	18 Nov 2020	12-Feb-21	3	-	-	-	0.0%	2		43,983	1,195	600
	Micronesia	11 Jan 2021	11-Jan-21	1	-				1		29,361	24,479	23,620
Palau	31 May 2021	14-Jun-21	2	-	-	-	0.0%	11		14,163	12,787	71,410	
AMERICAS	USA	21 Jan 2020	24-Jun-21	34,461,608	12,604	618,605	311	1.8%	10,499	1,286	177,948,892	150,787,303	45,090
	Canada	25 Jan 2020	24-Jun-21	1,411,486	568	26,187	12	1.9%	3,714	1,946	25,311,357	8,274,009	21,920
	Brazil	26 Feb 2020	23-Jun-21	18,176,335	-	507,402	-	2.8%	8,584	-	67,005,097	24,588,871	11,570
	Mexico	28 Feb 2020	23-Jun-21	2,487,747	-	231,847	-	9.3%	1,950	81	28,590,500	17,463,895	13,540
	Saint Martin	01 Mar 2020	17-Jun-21	2,133	-	12	-	0.6%	5,613				
	Ecuador	01 Mar 2020	24-Jun-21	449,483	376	21,377	10	4.8%	2,587	69	2,480,014	1,245,371	7,060
	Dominican Republic	01 Mar 2020	24-Jun-21	320,136	882	3,781	8	1.2%	2,981	401	4,691,111	2,610,476	24,060
	Chile	03 Mar 2020	23-Jun-21	1,528,409	-	31,746	-	2.1%	8,065	3,916	12,206,213	9,747,151	50,990
	Argentina	03 Mar 2020	24-Jun-21	4,350,564	24,463	91,438	452	2.1%	9,681	432	14,886,910	3,759,874	8,320
	Peru	05 Mar 2020	23-Jun-21	2,036,449	-	191,073	-	9.4%	6,264	-	3,937,353	2,669,582	8,100
	Costa Rica	06 Mar 2020	23-Jun-21	357,523	-	4,567	-	1.3%	7,083	1,308	1,535,967	795,063	15,610

Colombia	06 Mar 2020	23-Jun-21	4,027,016	-	101,947	-	2.5%	8,000	2,017	10,493,152	5,189,283	10,200
French Guiana	06 Mar 2020	22-Jun-21	26,799	-	142	-	0.5%	13,708				
Martinique	06 Mar 2020	22-Jun-21	12,264	-	98	-	0.8%	2,833				
Paraguay	07 Mar 2020	23-Jun-21	411,615	-	11,973	-	2.9%	5,843	776	422,474	240,330	3,370
Panama	10 Mar 2020	23-Jun-21	396,526	-	6,491	-	1.6%	9,338	1,893	953,974	499,244	11,570
Bolivia	10 Mar 2020	23-Jun-21	426,748	-	16,329	-	3.8%	3,707	638	1,645,289	586,552	5,020
Honduras	11 Mar 2020	23-Jun-21	255,663	-	6,844	-	2.7%	2,623		533,888	58,000	590
Cuba	11 Mar 2020	24-Jun-21	174,789	1,880	1,209	16	0.7%	1,542	2,201	2,277,657	924,789	8,160
Guyana	11 Mar 2020	22-Jun-21	19,234	-	452	-	2.4%	2,457		227,690	98,635	12,540
Jamaica	12 Mar 2020	23-Jun-21	49,795	-	1,042	-	2.1%	1,689	773	163,209	31,106	1,050
St Vincent and the Grenadines	12 Mar 2020	22-Jun-21	2,207	-	12	-	0.5%	1,996		18,417		
Saint Lucia	13 Mar 2020	23-Jun-21	5,238	-	84	-	1.6%	2,866		30,270	21,293	11,600
Trinidad and Tobago	13 Mar 2020	24-Jun-21	31,429	222	775	7	2.5%	2,253	692	183,832	51,568	3,680
Venezuela	13 Mar 2020	23-Jun-21	264,551	-	3,007	-	1.1%	928		1,079,134	223,858	790
Guatemala	13 Mar 2020	23-Jun-21	284,741	-	8,845	-	3.1%	1,715	197	707,948	151,791	850
Uruguay	13 Mar 2020	23-Jun-21	360,247	-	5,374	-	1.5%	10,407	5,162	2,175,199	1,485,390	42,760
Curacao	13 Mar 2020	23-Jun-21	12,322	-	125	-	1.0%	7,822		88,277	76,989	46,920
Puerto Rico	13 Mar 2020	23-Jun-21	272,595	-	2,543	-	0.9%	8,535		1,798,788	1,399,749	43,830
Suriname	13 Mar 2020	23-Jun-21	20,549	-	482	-	2.3%	3,535		149,697	32,634	5,560
Antigua and Barbuda	13 Mar 2020	04-Jun-21	1,263	-	42	-	3.3%	1,300		35,768	27,041	27,610
Guadeloupe	13 Mar 2020	23-Jun-21	16,881	-	230	-	1.4%	3,811				
Cayman Islands	13 Mar 2020	21-Jun-21	609	-	2	-	0.3%	938		47,419	41,949	63,830
Aruba	14 Mar 2020	23-Jun-21	11,118	-	107	-	1.0%	10,458		67,126	57,730	54,070
Bahamas	15 Mar 2020	23-Jun-21	12,407	-	244	-	2.0%	3,186		54,199	25,047	6,370
US Virgin Islands	16 Mar 2020	23-Jun-21	3,819	-	30	-	0.8%	3,582		40,525	34,412	32,870
Sint Maarten	17 Mar 2020	23-Jun-21	2,585	-	32	-	1.2%	6,346		20,358	15,851	36,960
Montserrat	17 Mar 2020	14-Feb-21	20	-	1	-	5.0%	214		1,394	1,206	24,120
Barbados	17 Mar 2020	23-Jun-21	4,052	-	47	-	1.2%	1,412		92,874	67,392	23,450
El Salvador	18 Mar 2020	23-Jun-21	77,484	-	2,351	-	3.0%	1,201	-	1,508,453	1,078,069	16,620

Nicaragua	18 Mar 2020	22-Jun-21	7,920	-	189	-	2.4%	121		167,500			
Bermuda	18 Mar 2020	18-Jun-21	2,504	-	33	-	1.3%	3,918		41,198	35,662	57,270	
Haiti	19 Mar 2020	23-Jun-21	17,902	-	398	-	2.2%	159					
Dominica	22 Mar 2020	24-Jun-21	192	-	-	-	0.0%	267		20,183	18,009	25,020	
Grenada	22 Mar 2020	12-May-21	161	-	1	-	0.6%	144		19,024	10,133	9,010	
Belize	23 Mar 2020	23-Jun-21	13,083	-	329	-	2.5%	3,352	1,570	79,993	26,017	6,540	
Turks and Caicos Islands	23 Mar 2020	20-Jun-21	2,424	-	18	-	0.7%	6,347		22,700	15,410	39,800	
Saint Kitts and Nevis	24 Mar 2020	23-Jun-21	396	-	3	-	0.8%	750		22,403	11,579	21,770	
British Virgin Islands	25 Mar 2020	23-Jun-21	298	-	1	-	0.3%	992		12,405	7,873	26,040	
Anguilla	26 Mar 2020	11-May-21	109	-	-	-	0.0%	822		9,183	6,015	40,090	
Caribbean Netherlands	01 Apr 2020	24-Jun-21	1,635	1	17	-	1.0%	9,077		5,726	1,665	6,350	
Falkland Islands	03 Apr 2020	22-Apr-21	63	-	-	-	0.0%	2,388		2,632	1,775	50,960	
Saint Pierre and Miquelon	05 Apr 2020	16-Jun-21	26	-	-	-	0.0%	371					
Saint Barthelemy	25 Jul 2020	20-May-21	1,005	-	1	-	0.1%	11,893					
EUROPE	France	24 Jan 2020	24-Jun-21	5,764,329	2,007	110,906	44	1.9%	8,596		32,251,464	17,238,239	25,510
	Germany	27 Jan 2020	24-Jun-21	3,745,443	683	91,178	32	2.4%	4,505	990	43,447,927	27,836,951	33,220
	Finland	29 Jan 2020	24-Jun-21	94,719	123	969	-	1.0%	1,716	1,975	3,128,243	883,499	15,950
	Italy	30 Jan 2020	24-Jun-21	4,255,700	266	127,362	10	3.0%	7,058	3,247	32,293,382	16,629,336	27,500
	Russian Federation	31 Jan 2020	24-Jun-21	5,388,695	20,182	131,463	568	2.4%	3,732	2,824	20,390,788	15,653,349	10,730
	Spain	31 Jan 2020	24-Jun-21	3,777,539	4,507	80,766	18	2.1%	8,024	-	23,772,029	15,138,439	32,380
	Sweden	31 Jan 2020	24-Jun-21	1,088,896	-	14,616	-	1.3%	10,587		4,456,063	2,643,174	26,170
	United Kingdom of Great Britain	31 Jan 2020	24-Jun-21	4,684,572	16,702	128,048	21	2.7%	7,009	14,016	43,448,680	31,740,115	46,760
	Belgium	05 Feb 2020	24-Jun-21	1,081,061	1,026	25,149	5	2.3%	9,414	3,208	6,483,736	3,610,949	31,160
	Switzerland	25 Feb 2020	24-Jun-21	702,398	120	10,878	2	1.5%	8,191	2,136	4,065,341	2,636,814	30,470
	Austria	25 Feb 2020	24-Jun-21	649,922	77	10,697	11	1.6%	7,321	46,639	4,553,906	2,667,772	29,620
	Croatia	25 Feb 2020	24-Jun-21	359,403	101	8,192	2	2.3%	8,836	1,108	1,456,750	932,833	22,720
	Norway	26 Feb 2020	24-Jun-21	130,161	217	792	-	0.6%	2,434	2,474	2,233,536	1,473,170	27,170

Romania	26 Feb 2020	24-Jun-21	1,080,457	68	32,771	145	3.0%	5,582	809	4,650,160	4,389,865	22,820
Estonia	26 Feb 2020	24-Jun-21	130,898	18	1,269	-	1.0%	9,867	2,907	548,942	365,567	27,560
Georgia	26 Feb 2020	24-Jun-21	361,484	656	5,228	17	1.4%	9,716	5,564	242,451	87,131	2,180
North Macedonia	26 Feb 2020	24-Jun-21	155,655	10	5,481	3	3.5%	7,471	1,294	286,317	208,592	10,010
Greece	26 Feb 2020	24-Jun-21	419,909	454	12,604	15	3.0%	3,918	2,383	4,604,203	3,321,644	31,870
Denmark	27 Feb 2020	24-Jun-21	292,352	173	2,531	-	0.9%	5,024	13,702	3,114,453	1,703,645	29,410
San Marino	27 Feb 2020	31-May-21	5,090	-	90	-	1.8%	15,032		22,290	22,290	65,680
Lithuania	27 Feb 2020	24-Jun-21	278,590	64	4,375	4	1.6%	9,997	3,087	1,220,448	940,009	34,530
Netherlands	27 Feb 2020	24-Jun-21	1,681,580	700	17,735	1	1.1%	9,702	798	8,912,097	5,091,458	29,710
Azerbaijan	27 Feb 2020	24-Jun-21	335,676	51	4,965	-	1.5%	3,349	915	1,997,612	1,082,728	10,680
Belarus	28 Feb 2020	24-Jun-21	413,139	786	3,082	10	0.7%	4,364	2,294	699,141	369,272	3,910
Iceland	28 Feb 2020	21-Jun-21	6,630	-	30	-	0.5%	1,835	-	250,484	166,490	48,790
Ireland	28 Feb 2020	24-Jun-21	270,097	304	4,989	-	1.8%	5,466	-	2,217,448	1,000,000	20,250
Monaco	29 Feb 2020	23-Jun-21	2,557	-	33	-	1.3%	6,562		18,836	15,129	38,550
Czech Republic	01 Mar 2020	24-Jun-21	1,666,521	196	30,291	2	1.8%	15,619		4,874,315	2,779,741	25,960
Luxembourg	01 Mar 2020	24-Jun-21	70,586	-	818	-	1.2%	11,387	10,004	299,354	192,362	30,730
Armenia	01 Mar 2020	24-Jun-21	224,533	103	4,505	2	2.0%	7,591	806	46,503		
Latvia	02 Mar 2020	24-Jun-21	137,110	33	2,500	3	1.8%	7,168	4,908	641,351	501,747	26,600
Portugal	02 Mar 2020	24-Jun-21	869,879	1,556	17,079	2	2.0%	8,471	4,398	5,098,492	3,014,763	29,570
Andorra	02 Mar 2020	24-Jun-21	13,877	4	127	-	0.9%	17,989	1,312	38,667	24,598	31,840
Liechtenstein	03 Mar 2020	23-Jun-21	3,030	-	59	-	1.9%	7,970	3,180	18,446	11,290	29,600
Ukraine	03 Mar 2020	24-Jun-21	2,231,914	937	52,181	58	2.3%	5,029	577	1,793,999	435,166	1,000
Slovenia	04 Mar 2020	24-Jun-21	257,164	48	4,417	-	1.7%	12,317	1,011	804,760	608,598	29,270
Hungary	04 Mar 2020	24-Jun-21	807,844	69	29,972	1	3.7%	8,269	1,122	5,445,544	4,657,776	48,220
Poland	04 Mar 2020	24-Jun-21	2,879,336	144	74,917	24	2.6%	7,583	1,061	16,409,509	11,934,134	31,530
Faroe Islands	04 Mar 2020	23-Jun-21	770	-	1	-	0.1%	1,582		26,326	18,088	37,020
Bosnia and Herzegovina	05 Mar 2020	24-Jun-21	204,936	26	9,653	2	4.7%	6,208	546	252,499	63,281	1,930
Gibraltar	05 Mar 2020	24-Jun-21	4,335	3	94	-	2.2%	12,863		39,174	38,795	115,150
Slovakia	06 Mar 2020	24-Jun-21	391,456	36	12,502	-	3.2%	7,177	10,437	1,978,168	1,420,954	26,030
Serbia	06 Mar 2020	24-Jun-21	716,096	80	7,019	6	1.0%	10,311	1,352	2,693,998	2,452,243	36,040

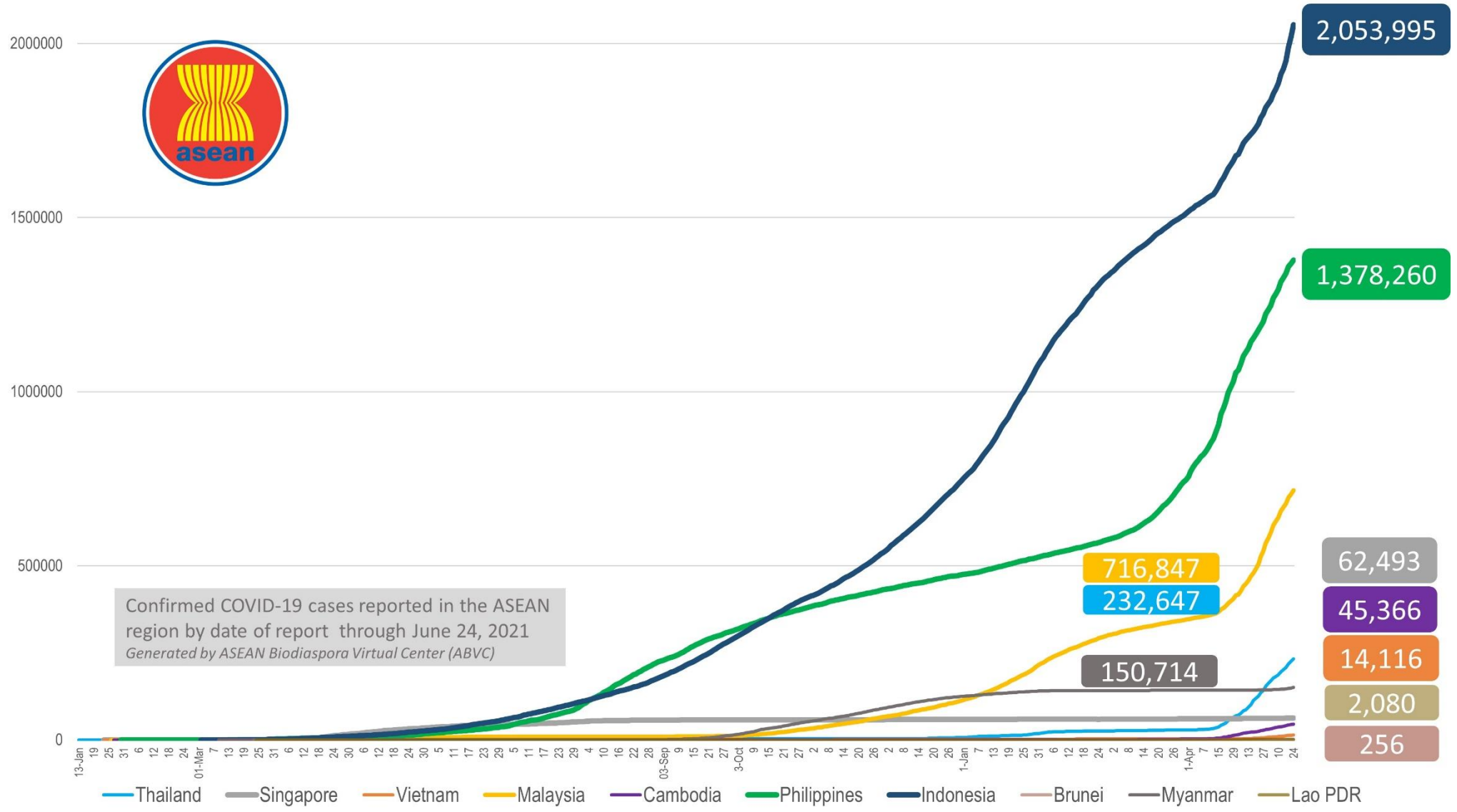
	Vatican City	06 Mar 2020	17-Oct-20	27	-	-	-	0.0%	2,932					
	Malta	07 Mar 2020	24-Jun-21	30,598	3	420	-	1.4%	6,087	2,318	353,584	294,650	66,730	
	Moldova	07 Mar 2020	24-Jun-21	256,387	63	6,180	2	2.4%	9,647	2,436	410,648	244,889	6,070	
	Bulgaria	08 Mar 2020	23-Jun-21	421,339	-	18,013	-	4.3%	6,040	2,002	927,575	767,723	11,050	
	Albania	09 Mar 2020	24-Jun-21	132,499	2	2,455	-	1.9%	4,642	282	525,800	375,629	13,050	
	Cyprus	09 Mar 2020	23-Jun-21	73,999	-	374	-	0.5%	6,174	34,738	447,383	305,723	34,900	
	Channel Islands	09 Mar 2020	22-Jun-21	828	-	17	-	2.1%	1,269		32,969	13,618	20,310	
	Jersey	10 Mar 2020	24-Jun-21	3,361	22	69	-	2.1%	3,701		66,606	51,610	51,060	
	Kazakhstan	13 Mar 2020	24-Jun-21	413,267	1,496	4,268	7	1.0%	2,232	-	2,857,255	1,753,969	9,340	
	Kosovo	13 Mar 2020	24-Jun-21	107,630	18	2,243	1	2.1%	5,999					
	Uzbekistan	15 Mar 2020	24-Jun-21	107,708	442	723	1	0.7%	321		1,623,764	1,002,919	3,000	
	Greenland	16 Mar 2020	22-Jun-21	50	-	-	-	0.0%	89		23,009	10,416	18,350	
	Montenegro	17 Mar 2020	24-Jun-21	100,131	14	1,609	1	1.6%	16,095		148,571	131,068	20,870	
	Kyrgyzstan	18 Mar 2020	24-Jun-21	118,106	822	1,958	5	1.7%	1,829		99,900	73,800	1,130	
	Isle of Man	19 Mar 2020	23-Jun-21	1,603	-	29	-	1.8%	1,895		62,420	36,126	42,490	
	Tajikistan	30 Apr 2020	23-Jun-21	13,358	-	90	-	0.7%	143		89,121	13,590	140	
MIDDLE EAST	UAE	29 Jan 2020	23-Jun-21	618,148	-	1,773	-	0.3%	6,327	29,942	5,081,853	3,836,521	38,790	
	Iran	19 Feb 2020	24-Jun-21	3,140,129	11,734	83,473	144	2.7%	3,787	1,819	4,013,642	955,000	1,140	
	Israel	21 Feb 2020	24-Jun-21	840,430	205	6,429	1	0.8%	9,283	3,137	5,517,209	5,153,966	59,550	
	Lebanon	21 Feb 2020	23-Jun-21	543,865	-	7,832	-	1.4%	7,933	809	794,834	380,671	5,580	
	Kuwait	24 Feb 2020	23-Jun-21	344,799	-	1,894	-	0.5%	8,196	1,979	2,875,000	38,000	890	
	Oman	24 Feb 2020	24-Jun-21	256,542	1,886	2,848	32	1.1%	5,157		666,000	193,000	3,780	
	Bahrain	24 Feb 2020	24-Jun-21	264,405	298	1,334	4	0.5%	16,111	9,597	1,048,212	930,614	54,690	
	Iraq	24 Feb 2020	24-Jun-21	1,311,093	6,093	16,999	31	1.3%	3,335	415	548,696	256,667	640	
	Qatar	29 Feb 2020	24-Jun-21	221,378	105	587	1	0.3%	7,817	1,910	1,635,054	1,291,012	44,810	
	Saudi Arabia	02 Mar 2020	24-Jun-21	479,390	1,255	7,730	14	1.6%	1,399	2,431				
	Jordan	02 Mar 2020	24-Jun-21	748,685	582	9,703	10	1.3%	7,411	1,340	2,125,824	1,071,454	10,500	
	Palestine	05 Mar 2020	22-Jun-21	341,856	-	3,823	-	1.1%	7,296		461,162	296,812	5,820	
	Syria	22 Mar 2020	23-Jun-21	25,248	-	1,855	-	7.3%	148		102,319	5,957	30	
	Yemen	10 Apr 2020	24-Jun-21	6,905	7	1,356	1	19.6%	24		251,385			
AFRICA	Egypt	14 Feb 2020	23-Jun-21	278,761	-	15,967	-	5.7%	278		3,315,854	694,613	680	
	Algeria	25 Feb 2020	23-Jun-21	137,049	-	3,660	-	2.7%	318		2,500,000			
	Nigeria	28 Feb 2020	23-Jun-21	167,375	-	2,118	-	1.3%	83	43	1,978,808	680,345	330	
	Tunisia	02 Mar 2020	24-Jun-21	395,362	3,951	14,406	88	3.6%	3,381	735	1,215,888	445,967	3,770	
	Morocco	02 Mar 2020	24-Jun-21	528,180	484	9,265	11	1.8%	1,448	195	9,685,199	8,566,567	23,210	

Senegal	02 Mar 2020	24-Jun-21	42,677	87	1,159	-	2.7%	262	104	480,311	152,337	910
South Africa	05 Mar 2020	24-Jun-21	1,877,143	16,078	59,406	148	3.2%	3,206	926	2,229,242	479,768	810
Cameroon	06 Mar 2020	22-Jun-21	80,487	-	1,320	-	1.6%	311		78,476	18,769	70
Togo	06 Mar 2020	23-Jun-21	13,749	-	128	-	0.9%	170	76	270,784	76,462	920
Burkina Faso	09 Mar 2020	23-Jun-21	13,473	-	168	-	1.2%	66		17,775		
Democratic Republic of Congo	10 Mar 2020	24-Jun-21	38,936	383	896	5	2.3%	45		40,342	2,609	-
Ivory Coast	11 Mar 2020	22-Jun-21	48,058	-	309	-	0.6%	187	41	737,314		
Reunion	11 Mar 2020	23-Jun-21	29,502	-	226	-	0.8%	3,797				
Ghana	13 Mar 2020	20-Jun-21	95,259	-	794	-	0.8%	313	26	852,047	380,829	1,230
Guinea	13 Mar 2020	23-Jun-21	23,579	-	168	-	0.7%	185		380,946	143,819	1,100
Gabon	13 Mar 2020	23-Jun-21	24,958	-	159	-	0.6%	1,149		29,400	12,337	550
Sudan	13 Mar 2020	24-Jun-21	36,558	36	2,750	2	7.5%	85		508,271	102,653	230
Kenya	13 Mar 2020	24-Jun-21	181,239	741	3,538	24	2.0%	345	-	997,420	203,905	380
Ethiopia	13 Mar 2020	24-Jun-21	275,601	99	4,296	4	1.6%	246	51	1,894,717		
Central African Republic	14 Mar 2020	23-Jun-21	7,139	-	98	-	1.4%	150		41,095	1,549	30
Seychelles	14 Mar 2020	22-Jun-21	14,620	-	59	-	0.4%	14,976		70,660	67,016	68,150
Rwanda	14 Mar 2020	23-Jun-21	33,260	-	397	-	1.2%	263	586	350,400	228,169	1,760
Namibia	14 Mar 2020	24-Jun-21	78,723	1,390	1,279	55	1.6%	3,156	858	104,530	19,930	780
Swaziland	14 Mar 2020	23-Jun-21	18,898	-	677	-	3.6%	1,646		36,227	8,078	700
Mauritania	14 Mar 2020	23-Jun-21	20,473	-	483	-	2.4%	452	-	129,020	6,983	150
Mayotte	14 Mar 2020	20-Jun-21	19,389	-	174	-	0.9%	12,191				
Equatorial Guinea	15 Mar 2020	21-Jun-21	8,708	-	120	-	1.4%	642		148,579	108,567	7,740
Republic of Congo	15 Mar 2020	22-Jun-21	12,404	-	164	-	1.3%	231		22,623	15,645	280
Benin	16 Mar 2020	22-Jun-21	8,170	-	104	-	1.3%	69	-	21,834	4,790	40
Liberia	16 Mar 2020	23-Jun-21	3,265	-	110	-	3.4%	66		68,134	687	10
Tanzania	16 Mar 2020	08-May-20	509	-	21	-	4.1%	1				
Somalia	16 Mar 2020	22-Jun-21	14,868	-	775	-	5.2%	96		135,107	43,157	270
Gambia	17 Mar 2020	21-Jun-21	6,045	-	181	-	3.0%	257	-	30,421	10,389	430
Zambia	17 Mar 2020	24-Jun-21	140,620	3,594	1,855	61	1.3%	787	670	142,089	6,215	30
Mauritius	18 Mar 2020	23-Jun-21	1,779	-	18	-	1.0%	141		380,362	218,501	17,180
Djibouti	18 Mar 2020	23-Jun-21	11,597	-	155	-	1.3%	1,191		12,547	8,810	890
Niger	19 Mar 2020	23-Jun-21	5,472	-	193	-	3.5%	23		172,812	13,395	60
Chad	19 Mar 2020	23-Jun-21	4,951	-	174	-	3.5%	31		5,324		
Zimbabwe	20 Mar 2020	23-Jun-21	43,480	-	1,692	-	3.9%	297	118	715,056	451,793	3,040
Cape Verde	20 Mar 2020	23-Jun-21	32,192	-	284	-	0.9%	5,854		60,771	2,835	510
Madagascar	20 Mar 2020	24-Jun-21	42,166	5	905	-	2.1%	156	9	188,752		

Uganda	21 Mar 2020	22-Jun-21	75,537	-	781	-	1.0%	171	92	841,629	4,129	10
Eritrea	21 Mar 2020	24-Jun-21	5,603	-	21	-	0.4%	158				
Angola	21 Mar 2020	23-Jun-21	38,002	-	878	-	2.3%	119		866,381	513,793	1,560
Mozambique	22 Mar 2020	24-Jun-21	73,652	441	863	6	1.2%	243	21	320,129	74,801	240
Libya	24 Mar 2020	24-Jun-21	191,660	184	3,185	2	1.7%	2,828		351,408		
Guinea-Bissau	25 Mar 2020	23-Jun-21	3,839	-	69	-	1.8%	200		18,706		
Mali	25 Mar 2020	23-Jun-21	14,391	-	525	-	3.6%	73		130,574	45,464	220
Botswana	30 Mar 2020	21-Jun-21	65,808	-	1,069	-	1.6%	2,857		152,383	48,510	2,060
Sierra Leone	31 Mar 2020	22-Jun-21	4,963	-	84	-	1.7%	64		82,145	15,170	190
Burundi	31 Mar 2020	24-Jun-21	5,300	-	8	-	0.2%	46				
Malawi	02 Apr 2020	23-Jun-21	35,115	-	1,177	-	3.4%	188	-	384,671	41,685	220
South Sudan	05 Apr 2020	22-Jun-21	10,786	-	115	-	1.1%	98	-	27,338	2,072	20
Sao Tome and Principe	06 Apr 2020	22-Jun-21	2,363	-	37	-	1.6%	1,099		12,374	11,544	5,270
Comoros	30 Apr 2020	21-Jun-21	3,912	-	146	-	3.7%	460		43,140	41,220	4,740
Lesotho	13 May2020	24-Jun-21	11,168	-	329	-	2.9%	525		36,637	122	10
			176,285,531	221,065	3,821,905	4,178	2.2%					

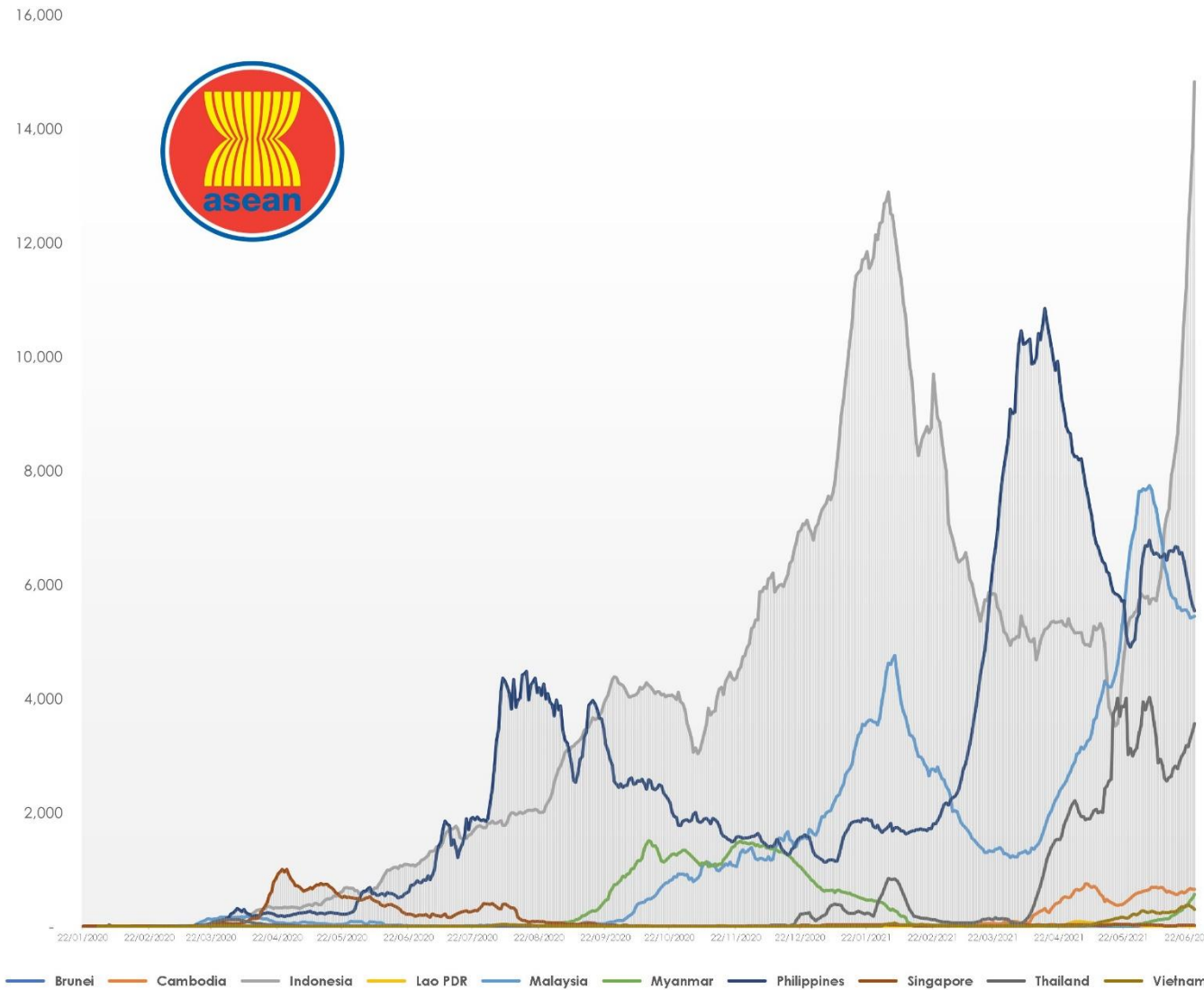
COVID-19 Epi curve among ASEAN Countries

as of 24 June 2021



7-Day Rolling Average of COVID-19 new cases

as of 24 June 2021

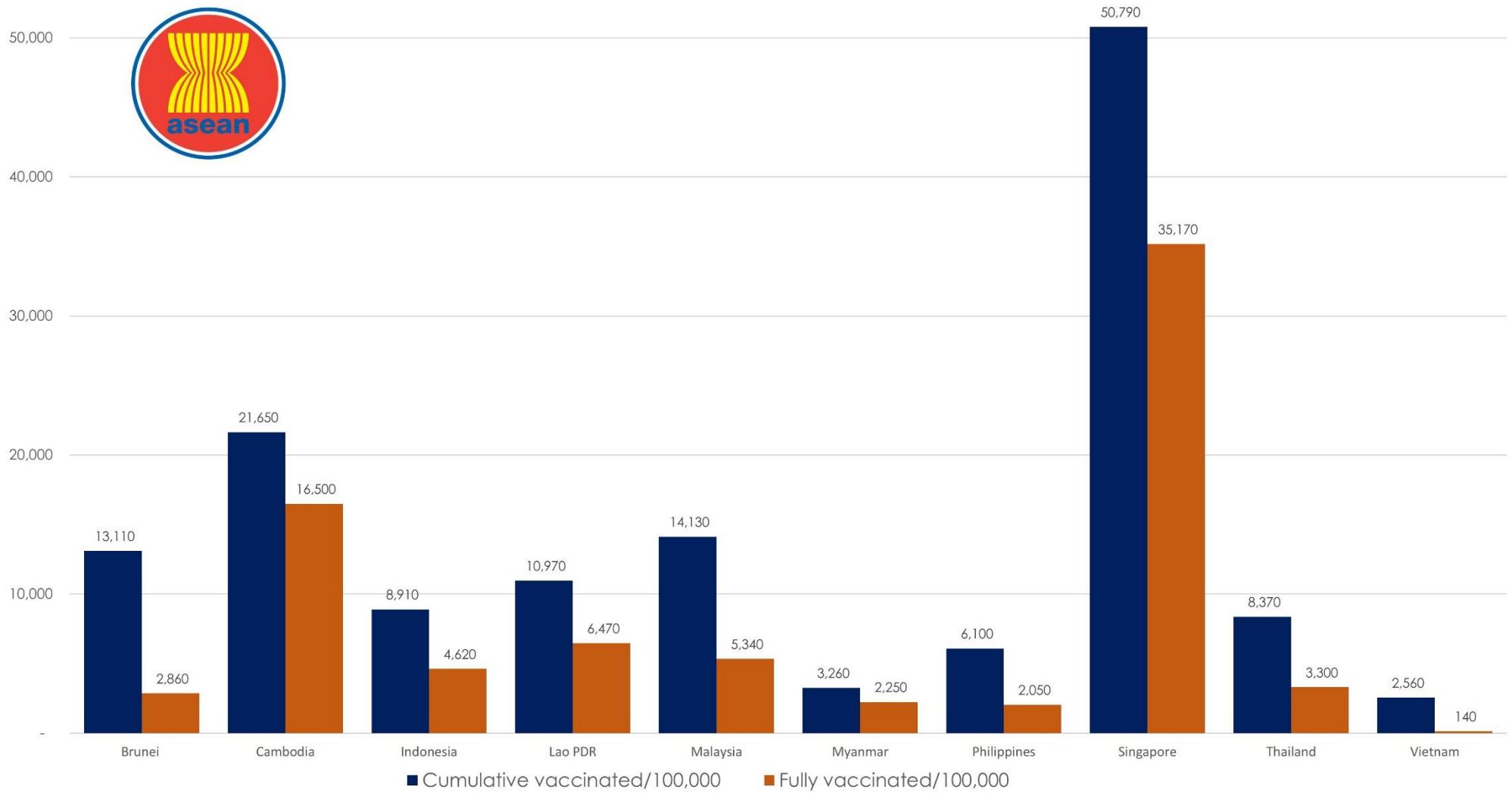


ASEAN Country	New Cases Rate of Change 7-Day Window*	P value
Brunei	0.07	0.07
Cambodia	11.58	0.02
Indonesia	803.38	0
Lao PDR	-0.59	0.01
Malaysia	-25.54	0.01
Myanmar	45.27	0
Philippines	-179.70	0
Singapore	-0.27	0.02
Thailand	91.77	0
Vietnam	-5.53	0.36

*Beta coefficient of linear line of best fit; equal to the rate of change in the 7-day rolling average of new cases over the past 7 days (as of June 24, 2021)

COVID-19 Vaccination Status

as of 24 June 2021



Re-opening Tracker

Reopening Tracker is designed by Bluedot to anticipate the date that countries/regions around the globe might end the cycle of lockdowns and return to open society. We incorporate three "requirements" to anticipate this:

- At least 80% of the high-risk population has been vaccinated with at least one dose of a COVID-19 vaccine.
 - Our first requirement for a stable reopening is at least 80% of the population within the following groups having received at least one dose of a COVID-19 vaccine: those ages 65 and above; those considered clinically vulnerable based on pre-existing health conditions; and healthcare workers. We estimate the total high-risk population per country/region because these population groups have higher exposure risks and/or higher rates of severe illness leading to hospitalizations and deaths. High vaccination coverage in these high-risk populations is likely correlated with a lower rate of hospitalizations and deaths in a given location.
- At least 65% of the total population has a level of immunity to COVID-19; they have either recovered from COVID-19 or have been vaccinated with at least one dose of a COVID-19 vaccine.
 - Our second requirement is at least 65% of the total population either having received at least one dose of a COVID-19 vaccine or having already recovered from SARS-CoV-2, thereby having a level of immunity.⁷ Tracking the vaccination rate of the total population is likely to correlate to lower disease transmission including against more transmissible COVID variants. For some locations, a high total vaccination rate can be associated with a "stable reopening", which is to say a gradual reduction in restrictive government policies without leading to a surge in hospitalizations and further restrictions.
- Case levels are generally low, and are either steady or declining.
 - Finally, we consider daily reported case levels to qualify a location for stable reopening, since any additional cases requiring hospitalization in a burdened healthcare system may cause setbacks to reopening plans. In addition to meeting Requirements 1 and 2, a location must also have a low level of cases. We define a low level of cases as a 7-day rolling average number of daily new cases that is <10 cases per 100,000, with each day's past-14-day test positivity is consistently <5% (*i.e.* number of cases reported over the past 14 days divided by the number of tests reported over the past 14 days). Test positivity greater than 5% may suggest that reported case counts are an under-estimate of the true situation in the country. The timeframe of monitoring the test positivity for two weeks was based on guidance from the WHO. In addition to daily cases and test positivity thresholds, the rate of change in daily cases must be steady or declining (defined as the 7-day rolling average being within 10% of the value calculated 14 days prior or decreasing by more than 10%).

Taken together, these three requirements provide an at-a-glance understanding of a jurisdiction's progress against COVID-19. We will continue to evaluate the thresholds in each requirement as data emerges from additional countries that have vaccinated high proportions of their population. Currently, we are evaluating these thresholds in the context of the Delta variant (B.1.617.2) and may adjust them in future release if appropriate.

ASEAN MEMBER STATE	REQUIREMENT					
	At least 80% of the high-risk population has been vaccinated with at least one dose of a COVID-19 vaccine.		At least 65% of the total population has a level of immunity to COVID-19; either recovered from COVID-19 or have been vaccinated with at least one dose of a COVID-19 vaccine.		Case levels are generally low (a 7-day rolling average number of daily new cases that is <10 cases per 100,000, with each day's past-14-day test positivity is consistently <5%).	
	% of High risk population with one dose	Projected Completion Date	% of Total population with one dose	Projected Completion Date	Daily cases/100,000	Test positivity last 14 days
Brunei	42.7	Oct 2021	12.4	-	0.198	ND
Cambodia	>80.0	Jun 2021	22.5	>12 mo	3.946	8.0
Indonesia	36.0	Dec 2021	9.9	>12 mo	5.055	15.7
Lao PDR	36.5	-	11.2	-	0.086	0.4
Malaysia	50.7	-	15.8	-	16.982	6.8
Myanmar	13.1	-	3.7	-	0.931	7.9
Philippines	25.1	Nov 2021	7.3	Mar 2022	5.206	13.7
Singapore	>80.0	May 2021	53.2	Aug 2021	0.328	0.0
Thailand	19.5	-	8.3	-	4.913	4.9
Vietnam	9.3	-	2.5	-	0.342	0.4



Report generated by
ASEAN Biodiaspora Virtual Center (ABVC)
 in collaboration with **Bluedot Inc.**
 Email: support@biodiaspora.org

