

COVID-19: Highlights and Situation Overview

Global Update

- Worldwide, there have been over 431 million cases and almost 6 million deaths attributed to COVID-19.

Regional Update

- Laos' National Taskforce for COVID-19 Prevention and Control has warned the public to be vigilant following the identification of the first locally-transmitted case of the Omicron variant in Borikhamxay province. Borikhamxay authorities convened an urgent meeting to discuss the possibility of a temporary lockdown in some districts, in an attempt to prevent further spread of the virus. The latest person to test positive for Omicron was a 60-year-old woman whose test carried out at Borikhamxay provincial hospital, has indicated the presence of the Omicron BA.1 variant. The woman did not have a history of travel, and health officials are currently tracing her contacts. As of February 23, there 27 cases of the Omicron variant that has been detected in Laos since the first case was identified on January 6 in a passenger who arrived on a flight from Malaysia. Laos on February 24 reported 239 new COVID-19 cases, bringing the total number of COVID-19 cases in the country to 141,933.
- Malaysia's Ministry of Health (MOH) stated that a new measure for COVID-19 close contact will be introduced starting March 1. The new measure stated that close contacts who have received their booster shots do not need to undergo quarantine if they are asymptomatic but has to take a self-COVID-19 rapid test kit (RTK) test on Day 1 and Day 3 after exposure. If an individual tested negative, they can go about doing their usual daily routine. However, individuals who were close contacts, have no symptoms, but had yet to receive their booster shots would still need to undergo quarantine for five days. Meanwhile, close contacts who were symptomatic would have to undergo five days of home quarantine and must report using the MySejahtera app. The unvaccinated or partially vaccinated must quarantine for seven days if they come in close contact with COVID-19 patients, down from 10 days, even if asymptomatic. On February 24, Malaysia reported 32,070 new COVID-19 cases, bringing the total number of cases in the country to 3,337,227. According to the ministry's CovidNow portal, 31,861 cases were local transmissions while the remaining 209 were imported cases. The total number of active infections in the country as of February 24 (Thursday) stood at 286,521 cases. Of this number 273,999, or 95.6%, are observing quarantine while 4,356 have been placed at low-risk quarantine and treatment centers.

Vaccine Update

- Based on Malaysia's CovidNow portal, 22,946,836, or 97.5% of the adult population in the country have completed COVID-19 vaccination, 23, 226,005 or 98.7% have received at least one dose of the vaccine, and 14,365,114 individuals or 61.1% of the adult population have received booster jab as of February 24 (Thursday). For adolescents aged 12 to 17, a total of 2,799,784 individuals, or 90% of this age group have completed their vaccination, while 2,891,056, or 92.9% have received at least one dose. Meanwhile, a total of 708,187 individuals or 19.9% of children aged five to 11 have received their first dose of vaccine under the National COVID-19 Immunization Programme for Children (PICKids). On Thursday, 137,197 doses of vaccine were administered with 47,994 as first dose, 956

as second dose and 88,247 shots as booster dose, bringing the total number of doses administered under the National COVID-19 Immunization Programme to 66,729,880.

Travel Advisories (no new update/s)

Cases and Deaths as of 25 February 2022

- As of 25 February 2022 (2PM, GMT+8), worldwide, there were **431,973,945** confirmed cases, including **5,951,382** deaths. Globally, Case Fatality Rate (CFR) was **1.4**.
- In **China**, there were **212,764** confirmed cases with **5,913** deaths, including deaths in Hong Kong (425) and Taiwan (852). Confirmed cases in China include confirmed cases in Hong Kong (84,046), Macau (80) and Taiwan (20,236). CFR was **2.8**.
- **19,778,441 confirmed cases** of COVID-19 have been reported in the ASEAN region with a total of **322,768 deaths**, with a CFR of **1.6**.

REGION	COUNTRY	FIRST CONFIRMED CASE(S)	LATEST REPORT ON CONFIRMED CASE(S)	TOTAL CONFIRMED CASES	NEW CASES (7-Day Rolling Average)	TOTAL DEATHS	NEW DEATHS (7-Day Rolling Average)	CASE FATALITY RATE	CUMULATIVE CASES/ 100,000	NUMBER OF TESTS LAST 14 DAYS/ 100,000	CUMULATIVE VACCINATED	CUMULATIVE FULLY VACCINATED	FULLY VACCINATED / 100
ASEAN REGION	Brunei	10 Mar 20	24-Feb-22	48,055	3,721 (2,922)	113	1 (2)	0.2%	11,091		407,394	404,051	91.5
	Cambodia	27 Jan 20	24-Feb-22	128,599	466 (545)	3,026	3 (2)	2.4%	780	220	14,401,837	13,827,084	81.6
	Indonesia	02 Mar 20	24-Feb-22	5,408,328	57,426 (54,047)	147,342	317 (216)	2.7%	1,998	1,209	190,092,902	141,806,330	51.3
	Lao PDR	24 Mar 20	24-Feb-22	141,933	239 (272)	617	1 (2)	0.4%	1,980	171	4,842,963	4,280,530	58.0
	Malaysia	25 Jan 20	24-Feb-22	3,337,277	32,070 (23,849)	32,534	46 (36)	1.0%	10,345	6,872	26,776,288	25,745,542	78.6
	Myanmar	23 Mar 20	24-Feb-22	578,446	2,938 (3,170)	19,353	4 (5)	3.3%	1,070	586	23,440,147	20,768,335	37.9
	Philippines	30 Jan 20	24-Feb-22	3,657,342	1,633 (1,507)	56,165	188 (119)	1.5%	3,383	28	56,110,301	62,652,101	56.4
	Singapore	23 Jan 20	24-Feb-22	642,605	20,312 (15,597)	963	7 (5)	0.1%	11,267		4,977,864	4,898,322	89.8
	Thailand	13 Jan 20	24-Feb-22	2,794,350	23,557 (19,706)	22,771	38 (33)	0.8%	4,013	739	53,299,954	49,533,430	70.8
Vietnam	23 Jan 20	24-Feb-22	3,041,506	69,128 (56,926)	39,884	111(87)	1.3%	3,153	1,027	79,511,487	76,939,581	78.4	
				19,778,441	211,490	322,768	716	1.6%					

Note: Population of each member state has remained constant.

- **412,014,860 confirmed cases** of COVID-19 have been reported in **224 countries/states** (other than China, Hong Kong, Taiwan, Macau, and ASEAN countries):

REGION	COUNTRY	FIRST CONFIRMED CASE(S)	LATEST REPORT ON CONFIRMED CASE(S)	TOTAL CONFIRMED CASES	NEW CASES	TOTAL DEATHS	NEW DEATHS	CASE FATALITY RATE	CUMULATIVE CASES/ 100,000	NUMBER OF TESTS LAST 14 DAYS/ 100,000	CUMULATIVE IMMUNIZED	CUMULATIVE FULLY VACCINATED	FULLY VACCINATED / 100
ASIA PACIFIC	Japan	16 Jan 2020	24-Feb-22	4,738,740	60,533	22,657	206	0.5%	3,753	1,303	101,626,424	100,130,402	79.4
	South Korea	20 Jan 2020	24-Feb-22	2,499,188	170,006	7,689	82	0.3%	4,833	7,057	44,827,579	44,321,423	86.4
	Nepal	24 Jan 2020	24-Feb-22	976,512	151	11,931	1	1.2%	3,413	200	21,459,966	17,173,830	57.9

Australia	25 Jan 2020	24-Feb-22	2,772,182	22,263	5,068	42	0.2%	10,808	3,429	22,015,487	20,450,588	79.3
Sri Lanka	27 Jan 2020	24-Feb-22	641,786	1,208	16,116	30	2.5%	2,944	497	16,859,786	14,103,467	65.6
India	30 Jan 2020	24-Feb-22	42,881,179	14,148	512,924	302	1.2%	3,138	960	963,841,804	779,561,195	56.0
Afghanistan	24 Feb 2020	24-Feb-22	173,047	146	7,578	4	4.4%	455		4,801,524	4,125,717	10.4
Pakistan	26 Feb 2020	24-Feb-22	1,505,328	1,455	30,114	18	2.0%	695	329	124,309,711	96,218,183	42.7
New Zealand	28 Feb 2020	24-Feb-22	45,473	6,128	56	-	0.1%	925	7,018	4,476,042	3,955,290	77.2
Bhutan	05 Mar 2020	24-Feb-22	11,010	496	6	-	0.1%	1,443	15,925	594,872	572,425	73.4
Maldives	07 Mar 2020	24-Feb-22	168,124	628	294	1	0.2%	31,665	8,483	398,072	370,710	68.2
Bangladesh	08 Mar 2020	24-Feb-22	1,939,651	1,516	29,005	10	1.5%	1,190	208	103,358,935	78,019,525	46.9
Mongolia	10 Mar 2020	24-Feb-22	462,818	497	2,163	2	0.5%	14,350	4,835	2,271,053	2,172,432	65.3
Turkey	10 Mar 2020	24-Feb-22	13,841,889	79,708	93,539	281	0.7%	16,591	5,973	57,652,077	52,760,079	62.0
French Polynesia	12 Mar 2020	23-Feb-22	64,349	-	637	-	1.0%	23,040		183,320	166,049	58.8
Guam	15 Mar 2020	23-Feb-22	43,560	-	320	-	0.7%	26,038		149,403	134,682	79.9
New Caledonia	17 Mar 2020	24-Feb-22	52,321	911	299	-	0.6%	18,180		187,385	178,784	62.0
Fiji	18 Mar 2020	23-Feb-22	63,687	-	826	-	1.3%	7,156	179	666,958	618,454	68.5
Papua New Guinea	21 Mar 2020	23-Feb-22	40,748	-	638	-	1.6%	464		301,838	241,019	2.6
Timor Leste	21 Mar 2020	24-Feb-22	22,584	99	126	1	0.6%	1,746	2,689	674,828	568,544	42.3
Northern Mariana Islands	28 Mar 2020	23-Feb-22	9,108	-	27	-	0.3%	15,919		45,022	42,743	82.4
North Korea	24 Jul 2020	25-Jul-20	1	-	-	-	0.0%	0				
Solomon Islands	03 Oct 2020	24-Feb-22	6,348	380	87	2	1.4%	948		200,876	84,320	12.0
Wallis et Futuna	17 Oct 2020	03-Dec-21	454	-	7	-	1.5%	2,833		6,151	6,136	55.3
Marshall Islands	26 Oct 2020	06-Jan-22	7	-	-	-	0.0%	12		27,874	23,655	30.4
Vanuatu	11 Nov 2020	24-Feb-22	18	3	1	-	5.6%	6		110,907	78,231	24.9
Samoa	18 Nov 2020	02-Feb-22	33	-	-	-	0.0%	17		145,989	130,289	65.1
Micronesia	11 Jan 2021	11-Jan-21	1	-	-	-	0.0%	1		59,361	48,200	47.1
Palau	31 May 2021	24-Feb-22	3,696	29	6	-	0.2%	20,524		20,228	17,826	82.8

	Tonga	05 Nov 2021	24-Feb-22	289	55	-	-	0.0%	277		75,868	69,092	64.7
	Kiribati	25 Jan 2022	24-Feb-22	2,883	16	11	-	0.4%	2,451		74,579	46,015	37.9
AMERICAS	USA	21 Jan 2020	24-Feb-22	80,413,618	41,214	967,635	1,105	1.2%	24,498	1,338	253,179,401	214,332,156	64.6
	Canada	25 Jan 2020	24-Feb-22	3,266,697	4,649	36,328	74	1.1%	8,595	1,319	32,541,931	30,829,743	81.0
	Brazil	26 Feb 2020	23-Feb-22	28,493,336	-	646,714	-	2.3%	13,456	921	176,920,320	154,064,354	72.0
	Mexico	28 Feb 2020	23-Feb-22	5,455,237	-	316,941	-	5.8%	4,276	83	85,083,649	78,750,047	60.5
	Saint Martin	01 Mar 2020	17-Feb-22	9,827	-	63	-	0.6%	25,859				
	Ecuador	01 Mar 2020	22-Feb-22	820,541	-	35,172	-	4.3%	4,723	208	14,745,864	13,500,734	75.5
	Dominican Republic	01 Mar 2020	24-Feb-22	573,458	862	4,363	3	0.8%	5,340	534	7,094,931	5,852,617	53.4
	Chile	03 Mar 2020	24-Feb-22	2,953,895	32,764	41,795	224	1.4%	15,586	6,342	17,750,044	17,170,537	89.4
	Argentina	03 Mar 2020	24-Feb-22	8,878,486	10,298	125,872	97	1.4%	19,757	708	40,257,820	35,897,134	78.7
	Peru	05 Mar 2020	23-Feb-22	3,503,892	-	209,927	-	6.0%	10,778	2,161	25,261,225	23,251,202	69.7
	Costa Rica	06 Mar 2020	23-Feb-22	797,030	-	7,969	-	1.0%	15,790	773	4,152,664	3,787,890	73.7
	Colombia	06 Mar 2020	23-Feb-22	6,054,307	-	138,364	-	2.3%	12,027	607	41,186,677	33,260,818	64.9
	French Guiana	06 Mar 2020	24-Feb-22	77,625	18	391	-	0.5%	39,705				
	Martinique	06 Mar 2020	23-Feb-22	112,901	-	876	-	0.8%	26,080				
	Paraguay	07 Mar 2020	23-Feb-22	638,153	-	18,281	-	2.9%	9,059	797	3,761,096	3,169,397	43.9
	Panama	10 Mar 2020	23-Feb-22	752,907	-	8,047	-	1.1%	17,730	2,232	3,200,379	2,543,715	58.1
	Bolivia	10 Mar 2020	23-Feb-22	891,851	-	21,406	-	2.4%	7,746	370	6,887,620	5,548,888	46.9
	Honduras	11 Mar 2020	21-Feb-22	408,456	-	10,671	-	2.6%	4,191		5,299,044	4,560,702	45.3
	Cuba	11 Mar 2020	24-Feb-22	1,067,522	595	8,494	-	0.8%	9,419	-	10,601,059	9,871,746	87.2
	Guyana	11 Mar 2020	23-Feb-22	62,779	-	1,215	-	1.9%	8,020	-	429,982	324,175	41.0
	Jamaica	12 Mar 2020	24-Feb-22	127,799	58	2,808	10	2.2%	4,335	642	763,797	647,106	21.8
	St Vincent and the Grenadines	12 Mar 2020	23-Feb-22	6,738	-	106	-	1.6%	6,093	353	34,939	28,798	25.9
	Saint Lucia	13 Mar 2020	23-Feb-22	22,594	-	357	-	1.6%	12,361		57,622	51,912	28.2
	Trinidad and Tobago	13 Mar 2020	24-Feb-22	125,864	654	3,603	7	2.9%	9,023	-	740,468	701,372	50.0
	Venezuela	13 Mar 2020	23-Feb-22	512,560	-	5,624	-	1.1%	1,797		22,157,232	14,287,370	49.8
	Guatemala	13 Mar 2020	24-Feb-22	770,135	3,660	16,906	45	2.2%	4,638	94	7,108,561	5,514,834	30.2
	Uruguay	13 Mar 2020	23-Feb-22	827,814	-	6,919	-	0.8%	23,913	4,623	2,962,736	2,718,561	78.0
	Curacao	13 Mar 2020	24-Feb-22	38,867	39	261	-	0.7%	24,672		106,663	98,106	59.5

Puerto Rico	13 Mar 2020	23-Feb-22	472,100	-	4,088	-	0.9%	14,782		3,037,979	2,594,790	81.3	
Suriname	13 Mar 2020	23-Feb-22	77,935	-	1,314	-	1.7%	13,405	187	265,860	234,910	39.7	
Antigua and Barbuda	13 Mar 2020	24-Feb-22	7,429	21	135	-	1.8%	7,649	-	63,492	60,963	61.8	
Guadeloupe	13 Mar 2020	23-Feb-22	126,642	-	837	-	0.7%	28,587					
Cayman Islands	13 Mar 2020	23-Feb-22	19,373	-	17	-	0.1%	29,828		59,591	57,869	87.0	
Aruba	14 Mar 2020	24-Feb-22	33,655	12	211	-	0.6%	31,656		87,330	80,387	75.0	
Bahamas	15 Mar 2020	22-Feb-22	33,081	-	770	-	2.3%	8,494	557	162,601	153,291	38.6	
US Virgin Islands	16 Mar 2020	23-Feb-22	15,327	-	109	-	0.7%	14,374		67,425	55,901	52.6	
Sint Maarten	17 Mar 2020	23-Feb-22	9,537	-	85	-	0.9%	23,413		27,803	25,776	59.4	
Montserrat	17 Mar 2020	08-Feb-22	163	-	2	-	1.2%	1,745		1,861	1,739	34.9	
Barbados	17 Mar 2020	23-Feb-22	54,344	-	311	-	0.6%	18,934		159,869	148,993	51.8	
El Salvador	18 Mar 2020	23-Feb-22	147,786	-	4,058	-	2.7%	2,290	219	4,554,203	4,233,066	64.9	
Nicaragua	18 Mar 2020	22-Feb-22	18,004	-	220	-	1.2%	275		5,371,365	3,822,334	57.0	
Bermuda	18 Mar 2020	21-Feb-22	11,423	-	123	-	1.1%	17,871		46,961	46,041	74.2	
Haiti	19 Mar 2020	23-Feb-22	30,299	-	820	-	2.7%	269	-	150,155	99,729	0.9	
Dominica	22 Mar 2020	23-Feb-22	10,991	-	57	-	0.5%	15,306		32,027	29,400	40.7	
Grenada	22 Mar 2020	24-Feb-22	13,598	33	214	-	1.6%	12,141		42,855	37,338	33.0	
Belize	23 Mar 2020	23-Feb-22	56,450	-	648	-	1.1%	14,461	8,990	233,957	205,869	50.8	
Turks and Caicos Islands	23 Mar 2020	23-Feb-22	5,855	-	36	-	0.6%	15,331		31,082	29,032	74.0	
Saint Kitts and Nevis	24 Mar 2020	23-Feb-22	5,524	-	42	-	0.8%	10,458	1,130,337	31,100	26,256	49.0	
British Virgin Islands	25 Mar 2020	23-Feb-22	6,074	-	62	-	1.0%	20,226		18,899	17,307	56.9	
Anguilla	26 Mar 2020	23-Feb-22	2,528	-	9	-	0.4%	19,073		10,230	9,500	62.8	
Caribbean Netherlands	01 Apr 2020	23-Feb-22	7,548	-	31	-	0.4%	41,905		19,109	16,736	63.3	
Falkland Islands	03 Apr 2020	11-Feb-22	90	-	-	-	0.0%	3,412		2,632	1,775	50.3	
Saint Pierre and Miquelon	05 Apr 2020	21-Feb-22	1,063	-	1	-	0.1%	15,160					
Saint Barthelemy	25 Jul 2020	17-Feb-22	3,735	-	6	-	0.2%	44,201					
EUROPE	France	24 Jan 2020	24-Feb-22	22,534,971	66,732	137,770	281	0.6%	33,604	4,688	53,911,380	52,188,227	77.4
	Germany	27 Jan 2020	24-Feb-22	14,327,469	218,431	122,895	273	0.9%	17,234	2,953	63,402,585	62,566,721	74.6

Finland	29 Jan 2020	24-Feb-22	637,658	7,931	2,364	13	0.4%	11,551	2,057	4,469,041	4,220,275	76.1
Italy	30 Jan 2020	24-Feb-22	12,651,251	47,493	154,013	249	1.2%	20,981	8,946	50,604,239	47,332,844	78.4
Russian Federation	31 Jan 2020	24-Feb-22	15,928,568	132,998	348,578	762	2.2%	11,033	7,157	78,284,278	71,601,909	49.1
Spain	31 Jan 2020	24-Feb-22	10,949,997	35,892	99,162	226	0.9%	23,260	1,874	41,031,519	38,917,445	83.3
Sweden	31 Jan 2020	24-Feb-22	2,437,850	3,067	17,048	19	0.7%	23,702	623	7,801,398	7,574,097	74.6
United Kingdom of Great Britain	31 Jan 2020	24-Feb-22	18,773,164	38,481	161,104	125	0.9%	28,089	12,555	52,589,291	48,919,805	71.7
Belgium	05 Feb 2020	24-Feb-22	3,529,041	8,473	30,076	36	0.9%	30,730	2,774	9,208,674	9,048,736	77.8
Switzerland	25 Feb 2020	24-Feb-22	2,735,889	17,496	13,200	13	0.5%	31,906	5,708	6,076,221	5,969,085	68.5
Austria	25 Feb 2020	24-Feb-22	2,578,962	28,591	14,700	39	0.6%	29,052	66,431	6,781,590	6,525,616	72.2
Croatia	25 Feb 2020	24-Feb-22	1,049,667	2,559	14,964	22	1.4%	25,806	3,430	2,305,281	2,226,540	54.6
Norway	26 Feb 2020	23-Feb-22	1,186,422	-	1,598	-	0.1%	22,185	3,303	4,327,654	4,017,257	73.5
Romania	26 Feb 2020	24-Feb-22	2,708,315	10,749	63,073	115	2.3%	13,992	4,931	8,139,594	8,045,728	42.1
Estonia	26 Feb 2020	24-Feb-22	478,941	4,391	2,188	-	0.5%	36,103	6,827	856,951	837,590	63.2
Georgia	26 Feb 2020	24-Feb-22	1,584,454	8,455	16,022	41	1.0%	42,588	11,962	1,561,747	1,243,218	31.2
North Macedonia	26 Feb 2020	23-Feb-22	295,082	-	8,958	-	3.0%	14,163	11,542	850,807	831,524	39.9
Greece	26 Feb 2020	24-Feb-22	2,369,396	15,819	25,603	65	1.1%	22,110	30,567	7,848,817	7,473,855	72.1
Denmark	27 Feb 2020	24-Feb-22	2,564,526	23,788	4,461	39	0.2%	44,075	18,614	4,844,830	4,741,418	81.6
San Marino	27 Feb 2020	21-Feb-22	14,207	-	112	-	0.8%	41,958		24,570	21,777	64.0
Lithuania	27 Feb 2020	24-Feb-22	885,863	6,492	8,336	20	0.9%	31,787	4,378	1,945,777	1,869,104	69.5
Netherlands	27 Feb 2020	24-Feb-22	6,234,953	41,177	21,531	13	0.3%	35,972	4,360	13,447,203	12,351,489	71.9
Azerbaijan	27 Feb 2020	24-Feb-22	781,538	1,755	9,330	23	1.2%	7,797	1,551	5,280,393	4,772,019	46.7
Belarus	28 Feb 2020	24-Feb-22	902,315	5,996	6,421	14	0.7%	9,531	2,818	5,460,847	4,497,626	47.6
Iceland	28 Feb 2020	24-Feb-22	118,241	3,000	61	1	0.1%	32,725	9,154	309,374	289,020	78.4
Ireland	28 Feb 2020	24-Feb-22	1,287,908	3,729	6,471	11	0.5%	26,063	3,488	4,047,492	3,961,407	79.5
Monaco	29 Feb 2020	24-Feb-22	9,331	26	51	-	0.5%	23,948		28,875	25,667	65.0
Czech Republic	01 Mar 2020	24-Feb-22	3,549,479	11,257	38,433	30	1.1%	33,267	6,563	6,941,133	6,839,144	63.8
Luxembourg	01 Mar 2020	24-Feb-22	181,195	819	988	-	0.5%	29,230	3,508	478,779	433,374	68.3
Armenia	01 Mar 2020	24-Feb-22	418,220	764	8,392	14	2.0%	14,140	1,795	1,067,296	876,951	29.6
Latvia	02 Mar 2020	24-Feb-22	624,008	11,088	5,159	14	0.8%	32,623	12,112	1,341,757	1,297,757	69.5

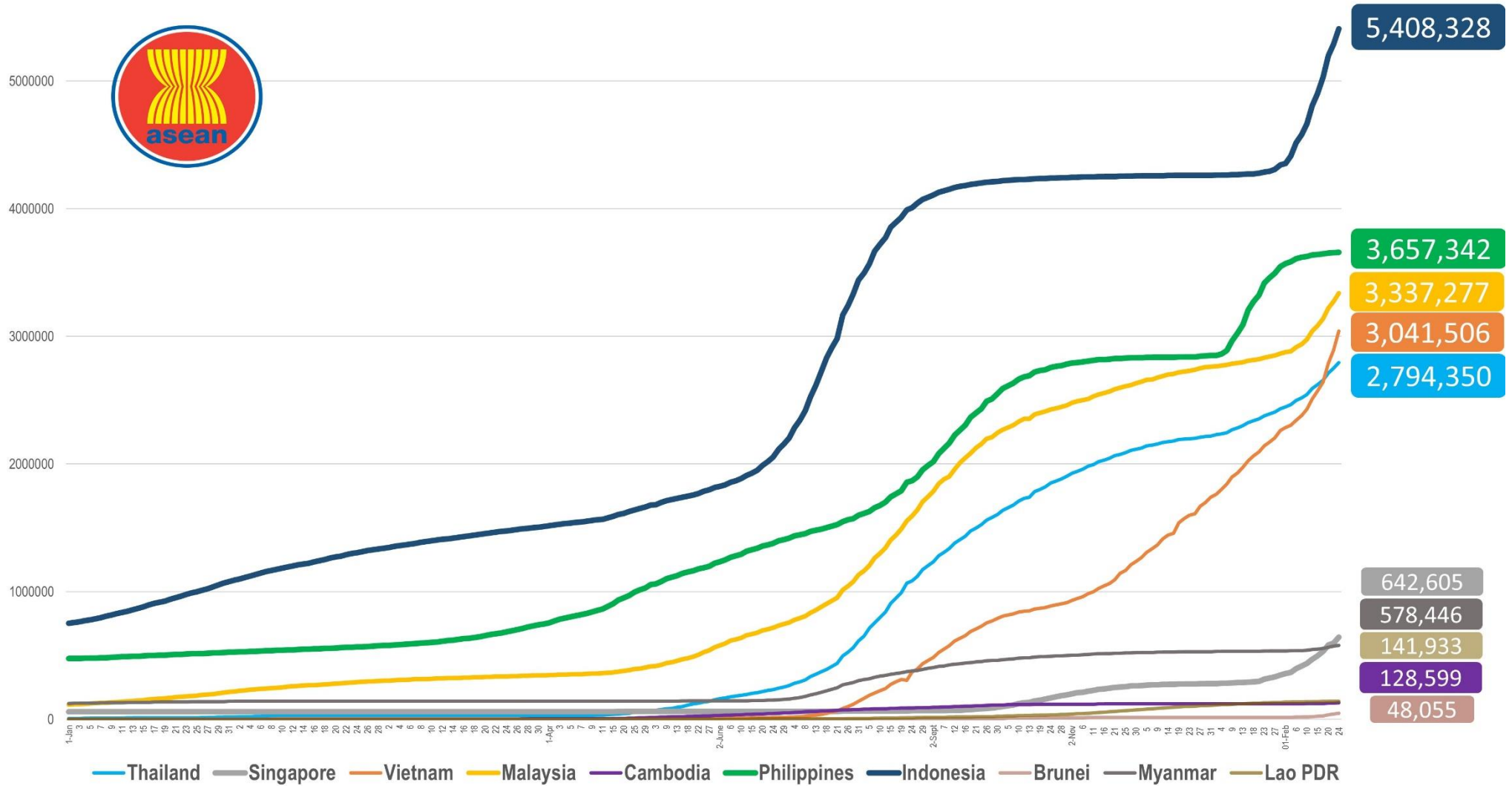
	Portugal	02 Mar 2020	24-Feb-22	3,231,075	11,636	20,941	19	0.6%	31,463	10,192	9,645,448	9,304,087	91.5
	Andorra	02 Mar 2020	24-Feb-22	37,958	57	151	-	0.4%	49,205	1,124	57,791	53,208	68.8
	Liechtenstein	03 Mar 2020	24-Feb-22	11,564	154	77	1	0.7%	30,416	-	26,706	26,353	68.9
	Ukraine	03 Mar 2020	24-Feb-22	4,809,624	25,789	105,505	276	2.2%	10,836	1,543	15,729,617	15,221,792	35.0
	Slovenia	04 Mar 2020	24-Feb-22	887,224	2,394	6,256	10	0.7%	42,493	37,272	1,263,619	1,217,724	58.6
	Hungary	04 Mar 2020	24-Feb-22	1,774,676	5,512	43,664	102	2.5%	18,165	2,772	6,390,100	6,159,543	63.9
	Poland	04 Mar 2020	24-Feb-22	5,620,946	18,266	110,858	341	2.0%	14,803	2,734	22,498,354	22,130,963	58.6
	Faroe Islands	04 Mar 2020	20-Feb-22	32,044	-	24	-	0.1%	65,829	20,196	41,715	40,895	83.4
	Bosnia and Herzegovina	05 Mar 2020	24-Feb-22	370,295	425	15,392	12	4.2%	11,218	-	943,394	846,080	25.9
	Gibraltar	05 Mar 2020	24-Feb-22	15,256	86	101	-	0.7%	45,269		41,705	40,840	121.2
	Slovakia	06 Mar 2020	24-Feb-22	1,408,717	15,183	18,338	24	1.3%	25,829	9,757	2,816,561	2,738,568	50.3
	Serbia	06 Mar 2020	24-Feb-22	1,900,293	3,718	15,059	49	0.8%	27,362	2,994	3,342,056	3,259,103	47.4
	Vatican City	06 Mar 2020	19-Jan-22	29	-	-	-	0.0%	3,149				
	Malta	07 Mar 2020	24-Feb-22	71,003	95	601	-	0.8%	14,126	3,826	469,456	462,015	89.5
	Moldova	07 Mar 2020	24-Feb-22	499,015	1,069	11,171	14	2.2%	18,777		989,897	1,032,604	25.7
	Bulgaria	08 Mar 2020	23-Feb-22	1,080,571	-	35,298	-	3.3%	15,490	3,331	1,904,143	2,041,189	29.6
	Albania	09 Mar 2020	24-Feb-22	270,947	213	3,457	4	1.3%	9,493	305	1,265,923	1,188,503	41.4
	Cyprus	09 Mar 2020	23-Feb-22	313,406	-	833	-	0.3%	26,148	82,947	687,523	644,251	71.9
	Channel Islands	09 Mar 2020	22-Feb-22	13,503	-	31	-	0.2%	20,701		54,146	51,351	81.0
	Jersey	10 Mar 2020	24-Feb-22	36,704	284	112	1	0.3%	40,418		82,474	78,544	77.7
	Kazakhstan	13 Mar 2020	24-Feb-22	1,300,730	566	13,560	15	1.0%	7,026	-	9,361,622	8,951,617	47.1
	Kosovo	13 Mar 2020	24-Feb-22	225,664	257	3,105	3	1.4%	12,577		898,435	813,881	45.7
	Uzbekistan	15 Mar 2020	24-Feb-22	235,880	140	1,626	2	0.7%	702		18,328,631	12,866,678	37.9
	Greenland	16 Mar 2020	23-Feb-22	11,645	-	16	-	0.1%	20,711		41,229	38,474	67.7
	Montenegro	17 Mar 2020	24-Feb-22	229,630	200	2,672	2	1.2%	36,910		288,386	279,861	44.6
	Kyrgyzstan	18 Mar 2020	24-Feb-22	200,402	14	2,950	2	1.5%	3,104		1,425,771	1,147,414	17.3
	Isle of Man	19 Mar 2020	22-Feb-22	22,471	-	79	-	0.4%	26,566		69,359	66,505	77.9
	Tajikistan	30 Apr 2020	20-Feb-22	17,388	-	124	-	0.7%	187		4,659,726	3,871,743	39.7
MIDDLE EAST	UAE	29 Jan 2020	24-Feb-22	877,406	782	2,299	1	0.3%	8,980	46,065	9,890,460	9,455,279	94.6
	Iran	19 Feb 2020	24-Feb-22	7,011,932	12,957	135,952	226	1.9%	8,457	1,079	62,362,851	55,214,782	64.9
	Israel	21 Feb 2020	24-Feb-22	3,599,595	10,262	10,103	28	0.3%	39,760	11,750	6,698,398	6,118,971	65.9
	Lebanon	21 Feb 2020	24-Feb-22	1,060,152	3,152	10,044	17	0.9%	15,464	-	2,484,807	2,140,485	31.6

	Kuwait	24 Feb 2020	24-Feb-22	617,275	866	2,534	1	0.4%	14,672	6,231	3,382,899	3,271,835	75.6	
	Oman	24 Feb 2020	24-Feb-22	379,618	696	4,238	-	1.1%	7,631		3,205,004	2,990,954	57.3	
	Bahrain	24 Feb 2020	24-Feb-22	504,375	2,732	1,447	3	0.3%	30,733	20,449	1,227,305	1,197,343	68.5	
	Iraq	24 Feb 2020	24-Feb-22	2,298,164	1,499	24,931	14	1.1%	5,846	298	9,725,861	6,673,946	16.2	
	Qatar	29 Feb 2020	24-Feb-22	355,740	343	664	-	0.2%	12,561	8,152	2,360,308	2,218,292	75.7	
	Saudi Arabia	02 Mar 2020	24-Feb-22	742,541	677	8,991	1	1.2%	2,167	2,711	25,792,668	23,964,566	67.8	
	Jordan	02 Mar 2020	24-Feb-22	1,606,837	7,415	13,767	16	0.9%	15,907	6,503	4,647,221	4,316,650	42.0	
	Palestine	05 Mar 2020	24-Feb-22	641,986	1,772	5,469	11	0.9%	13,702		2,079,315	1,530,174	29.3	
	Syria	22 Mar 2020	23-Feb-22	54,040	-	3,059	-	5.7%	317		2,135,220	1,171,878	6.4	
	Yemen	10 Apr 2020	23-Feb-22	11,751	-	2,130	-	18.1%	40		614,653	372,918	1.2	
AFRICA	Egypt	14 Feb 2020	23-Feb-22	475,341	-	23,889	-	5.0%	474		40,088,514	29,465,603	28.3	
	Algeria	25 Feb 2020	24-Feb-22	264,603	115	6,820	4	2.6%	615		7,403,900	6,003,539	13.5	
	Nigeria	28 Feb 2020	24-Feb-22	254,394	42	3,142	-	1.2%	127	28	17,133,379	7,596,737	3.6	
	Tunisia	02 Mar 2020	24-Feb-22	992,574	2,091	27,640	48	2.8%	8,487	896	7,152,362	6,324,537	53.0	
	Morocco	02 Mar 2020	24-Feb-22	1,160,303	362	15,952	14	1.4%	3,181	450	24,823,790	23,266,161	62.3	
	Senegal	02 Mar 2020	24-Feb-22	85,637	18	1,960	-	2.3%	525	99	1,438,609	1,022,478	6.0	
	South Africa	05 Mar 2020	24-Feb-22	3,667,560	2,411	99,018	40	2.7%	6,263	521	20,249,900	17,162,477	28.6	
	Cameroon	06 Mar 2020	17-Feb-22	119,107	-	1,920	-	1.6%	460		1,066,951	807,168	3.0	
	Togo	06 Mar 2020	24-Feb-22	36,777	13	272	-	0.7%	455	139	1,415,448	1,075,383	12.7	
	Burkina Faso	09 Mar 2020	20-Feb-22	20,751	-	375	-	1.8%	102	23	2,105,939	1,137,715	5.3	
	Democratic Republic of Congo	10 Mar 2020	21-Feb-22	85,876	-	1,335	-	1.6%	99		606,108	339,384	0.4	
	Ivory Coast	11 Mar 2020	23-Feb-22	81,410	-	791	-	1.0%	317	100	5,812,567	3,746,414	13.9	
	Reunion	11 Mar 2020	22-Feb-22	292,126	-	640	-	0.2%	37,599					
	Ghana	13 Mar 2020	16-Feb-22	159,124	-	1,442	-	0.9%	523	66	7,473,144	4,570,431	14.4	
	Guinea	13 Mar 2020	21-Feb-22	36,393	-	440	-	1.2%	285		3,531,742	1,875,830	13.9	
	Gabon	13 Mar 2020	24-Feb-22	47,520	14	303	-	0.6%	2,187	431	277,616	221,631	9.7	
	Sudan	13 Mar 2020	23-Feb-22	61,350	-	3,895	-	6.3%	143		5,126,250	2,333,416	5.2	
	Kenya	13 Mar 2020	24-Feb-22	322,822	41	5,638	-	1.7%	614	121	8,613,518	7,440,969	13.5	
	Ethiopia	13 Mar 2020	24-Feb-22	468,564	69	7,450	4	1.6%	418	46	17,181,449	3,671,816	3.1	
	Central African Republic	14 Mar 2020	14-Feb-22	14,187	-	113	-	0.8%	299	-	744,672	712,447	14.5	
Seychelles	14 Mar 2020	22-Feb-22	39,181	-	160	-	0.4%	40,134		84,003	79,659	80.5		
Rwanda	14 Mar 2020	24-Feb-22	129,468	32	1,457	-	1.1%	1,025	495	8,693,749	7,533,782	56.8		
Namibia	14 Mar 2020	24-Feb-22	157,106	46	4,006	4	2.5%	6,298	540	434,330	368,434	14.2		
Swaziland	14 Mar 2020	24-Feb-22	69,095	45	1,390	-	2.0%	6,018		378,854	336,066	28.7		
Mauritania	14 Mar 2020	23-Feb-22	58,621	-	977	-	1.7%	1,295	450	1,520,227	1,024,055	21.5		
Mayotte	14 Mar 2020	18-Feb-22	36,631	-	187	-	0.5%	23,032						
Equatorial Guinea	15 Mar 2020	21-Feb-22	15,874	-	182	-	1.1%	1,171	439	251,474	204,181	14.1		
Republic of Congo	15 Mar 2020	21-Feb-22	23,925	-	377	-	1.6%	445		675,865	635,227	11.2		
Benin	16 Mar 2020	16-Feb-22	26,567	-	163	-	0.6%	225	-	2,269,942	1,767,745	14.2		
Liberia	16 Mar 2020	15-Feb-22	7,360	-	290	-	3.9%	149		1,116,709	1,084,591	20.9		

Tanzania	16 Mar 2020	22-Feb-22	33,620	-	798	-	2.4%	58		2,545,391	1,716,894	2.8
Somalia	16 Mar 2020	21-Feb-22	26,313	-	1,348	-	5.1%	170		1,354,850	870,006	5.3
Gambia	17 Mar 2020	16-Feb-22	11,924	-	365	-	3.1%	508	70	330,027	316,887	12.7
Zambia	17 Mar 2020	24-Feb-22	312,118	230	3,947	-	1.3%	1,747	157	806,611	1,859,747	9.8
Mauritius	18 Mar 2020	24-Feb-22	30,601	252	786	-	2.6%	2,418		993,298	947,467	74.4
Djibouti	18 Mar 2020	24-Feb-22	15,545	2	189	-	1.2%	1,597		135,347	95,364	9.5
Niger	19 Mar 2020	23-Feb-22	8,746	-	306	-	3.5%	38		1,447,985	1,030,514	4.1
Chad	19 Mar 2020	22-Feb-22	7,246	-	190	-	2.6%	45	-	271,031	142,452	0.8
Zimbabwe	20 Mar 2020	24-Feb-22	234,589	609	5,388	-	2.3%	1,602	227	4,347,992	3,381,246	22.4
Cape Verde	20 Mar 2020	24-Feb-22	55,876	6	401	-	0.7%	10,160		347,561	294,775	52.5
Madagascar	20 Mar 2020	19-Feb-22	63,433	-	1,350	-	2.1%	235	130	1,007,538	956,396	3.4
Uganda	21 Mar 2020	22-Feb-22	163,112	-	3,580	-	2.2%	368	108	12,742,231	10,544,040	22.4
Eritrea	21 Mar 2020	24-Feb-22	9,696	2	103	-	1.1%	273				
Angola	21 Mar 2020	23-Feb-22	98,698	-	1,899	-	1.9%	310	56	10,427,400	5,278,086	15.6
Mozambique	22 Mar 2020	24-Feb-22	224,999	16	2,192	1	1.0%	741	57	11,857,441	10,244,461	31.9
Libya	24 Mar 2020	24-Feb-22	491,216	1,276	6,232	10	1.3%	7,248		2,139,394	1,079,329	15.5
Guinea-Bissau	25 Mar 2020	23-Feb-22	7,972	-	166	-	2.1%	415		514,200	337,928	16.8
Mali	25 Mar 2020	24-Feb-22	30,358	3	722	-	2.4%	154		1,130,408	767,093	3.7
Botswana	30 Mar 2020	21-Feb-22	262,652	-	2,614	-	1.0%	11,401	2,491	1,389,603	1,129,165	47.1
Sierra Leone	31 Mar 2020	19-Feb-22	7,663	-	125	-	1.6%	98		1,480,815	936,846	11.5
Burundi	31 Mar 2020	22-Feb-22	38,047	-	15	-	0.0%	330	168	8,969	8,447	0.1
Malawi	02 Apr 2020	24-Feb-22	85,276	19	2,612	2	3.1%	458	36	1,515,203	799,824	4.1
South Sudan	05 Apr 2020	23-Feb-22	16,946	-	137	-	0.8%	153	25	381,712	333,634	2.9
Sao Tome and Principe	06 Apr 2020	23-Feb-22	5,932	-	72	-	1.2%	2,758		88,983	61,405	27.5
Comoros	30 Apr 2020	23-Feb-22	8,026	-	160	-	2.0%	943		341,102	301,218	33.9
Lesotho	13May 2020	19-Feb-22	32,599	-	696	-	2.1%	1,534		782,175	727,528	33.7
			412,014,860	1,349,627	5,622,747	6,327	1.4%					

COVID-19 Epi curve among ASEAN Countries:

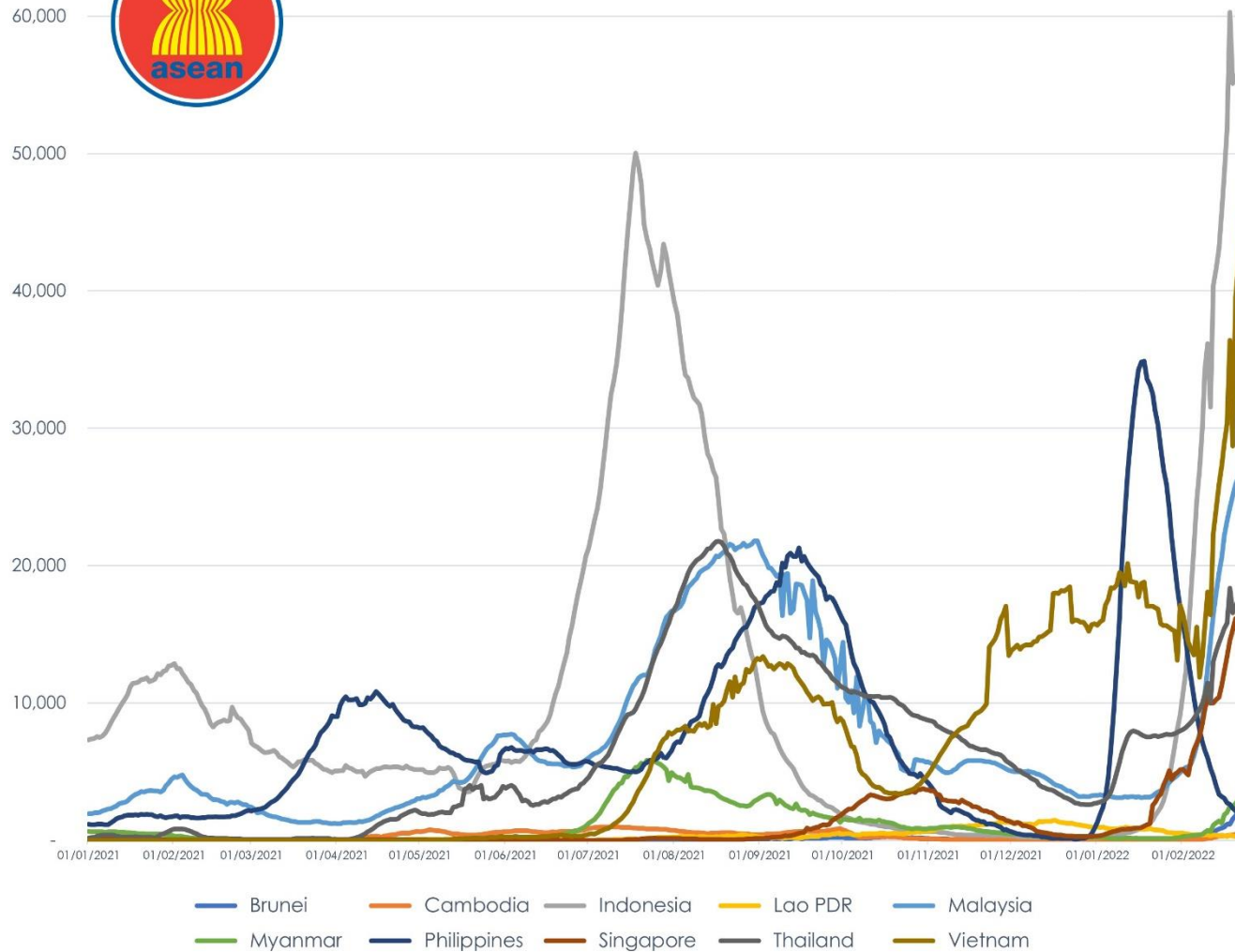
From January 1, 2021 to February 24, 2022



Cumulative cases of COVID-19 in the ASEAN Region as of February 24, 2022 (Report generated by ASEAN Biodiaspora Virtual Center)

7-Day Rolling Average of COVID-19 new cases

From January 1, 2021 to February 24, 2022

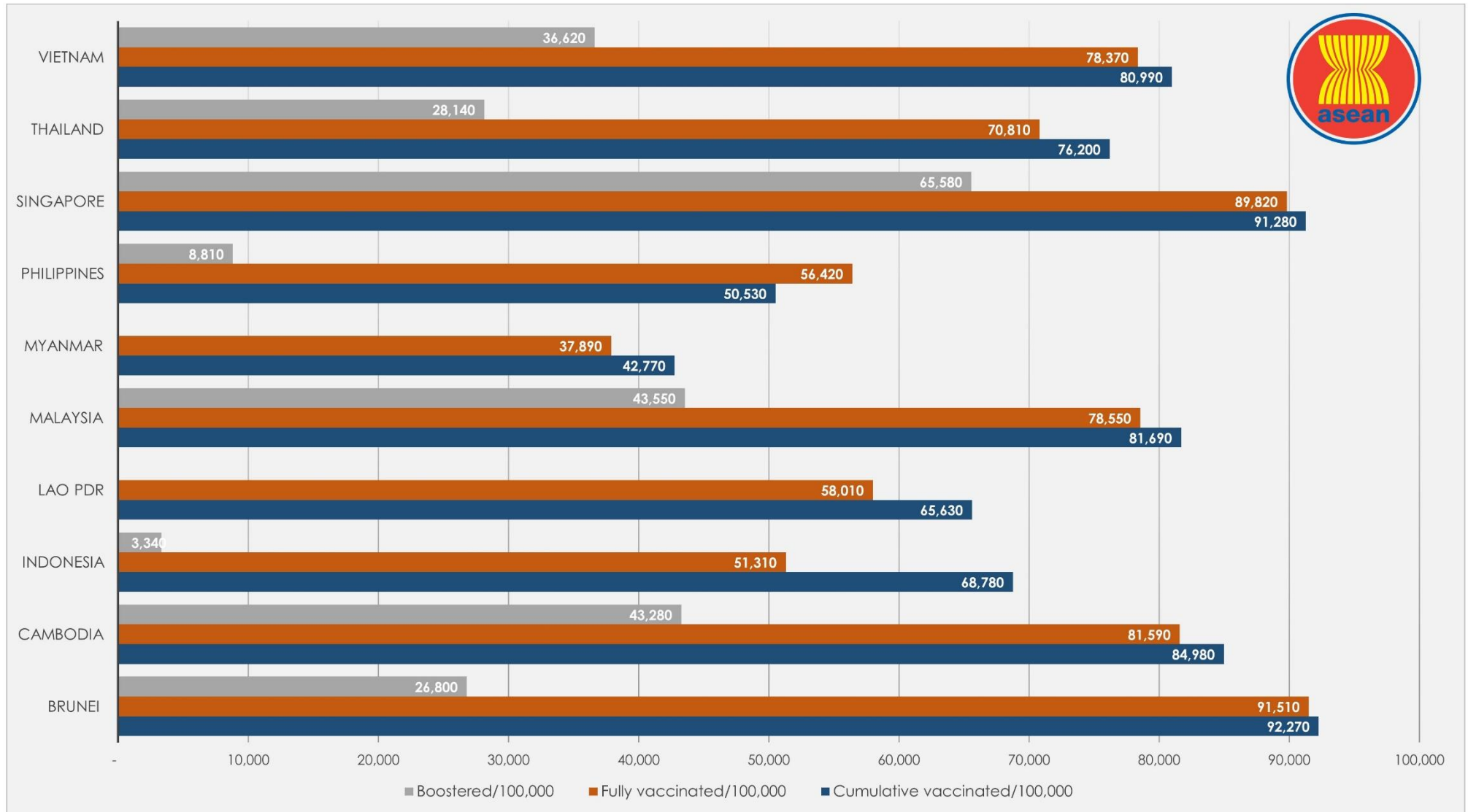


ASEAN Country	New Cases Rate of Change 7-Day Window*	P-value
Brunei	288.51	0
Cambodia	29.52	0
Indonesia	-687.44	0.06
Lao PDR	-16.84	0.02
Malaysia	186.66	0.55
Myanmar	147.81	0.01
Philippines	-185.37	0
Singapore	36.12	0.81
Thailand	344.93	0.09
Vietnam	3256.84	0.03

**Beta coefficient of linear line of best fit; equal to the rate of change in the 7-day rolling average of new cases over the past 7 days (as of February 24, 2022)

COVID-19 Vaccination Status


as of 24 February 2022



Note: Philippine data on "Cumulative People Vaccinated" not updated

COVID-19 Outlook Assessment

as of 22 February 2022

 ASEAN MEMBER STATE	REQUIREMENT							
	At least 80% of the high-risk population has been vaccinated with at least one dose of a COVID-19 vaccine.		At least 65% of the total population has a level of immunity to COVID-19; either recovered from COVID-19 or have been vaccinated with at least one dose of a COVID-19 vaccine.		Case levels are generally low (a 7-day rolling average number of daily new cases that is <10 cases per 100,000, with each day's past-14-day test positivity is consistently <5%).		Government Policy on containment and health (strictness and comprehensiveness in COVID-19 related government policies)	
	% of High risk population fully vaccinated	Population vaccinated/day (7-day average)	% of Total population fully vaccinated	Population vaccinated/day (7-day average)	Daily cases/100,000	Test positivity last 14 days	Containment and health index score - Oxford COVID-19 Government Response Tracker (OxCGRT)	Change over the past 30 days
Brunei	≥90.0	Unknown	≥90.0/26.8	Unknown	618.20	Unknown	67.9/100	0.0
Cambodia	≥90.0	0%/day	87.7/42.1	0.02%/day	3.28	12.9	37.5/100	-11.0
Indonesia	≥90.0	0%/day	54.0/3.3	0.23%/day	20.32	17.1	61.6	0.0
Lao PDR	≥90.0	0%/day	63.0/ND	Unknown	3.32	37.4	74.8/100	+6.6
Malaysia	≥90.0	0%/day	79.0/43.3	0%/day	86.58	8.8	58.0/100	-6.8
Myanmar	≥90.0	0%/day	39.0/ND	Unknown	5.80	7.7	69.4/100	0.0
Philippines	≥90.0	0%/day	60.6/8.8	unknown	1.47	23.3	82.4/100	0.0
Singapore	≥90.0	0%/day	86.9/65.6	0.11%/day	269.04	unknown	74.4/100	0.0
Thailand	≥90.0	0%/day	71.9/27.9	0.05%/day	27.03	25.2	53.0/100	-3.6
Vietnam	87.1	0.26%/day	83.0/36.3	0.26%/day	42.02	40.7	71.4/100	-3.0

