

COVID-19 Situational Report in the ASEAN Region

ASEAN Biodiaspora Virtual Center (ABVC)

as of August 25, 2021



COVID-19: Highlights and Situation Overview

Global Update

- Worldwide, there have been over 214 million cases and over 4 million deaths attributed to COVID-19.

Regional Updates

- Brunei reported two COVID-19 related deaths on August 24 (Tuesday) after more than a year without record on fatalities. According to the Ministry of Health, an 85-year-old woman and a 69-year-old man, both Bruneians, died after contracting lung infections following their admission to a quarantine center this month. The Ministry of Health reported 110 new COVID-19 cases bringing the total number of COVID-19 cases in the country to 1,983 people. Currently, there are 40 active clusters including two new clusters namely Cluster 1597 (containing 10 cases) and Cluster 1640 (containing 6 cases). There were also 53 additional new cases to the existing active clusters leading to a total of 1,198 cases in all active clusters. In addition, there were 3 import cases recorded today: 2 cases who arrived in Brunei Darussalam on August 11 from Kuala Lumpur and 1 case who arrived in Brunei Darussalam on 11 August 11 from Manila. Meanwhile, there are 46 cases that are still under investigation to identify the source of infection. The cases in these active clusters were those who were undergoing quarantine after being found to have contact with several previous positive cases. Contact tracing for all these new cases is still in full swing. All identified close contacts will be directed to undergo mandatory quarantine and SARS-CoV-2 RT-PCR testing
- Vietnam's Ministry of Health (MOH) said on August 24 (Tuesday) that Cuba will supply large quantities of its home-grown COVID-19 vaccine, Abdala, to Vietnam and also transfer the production technology in the country by the end of the year. Cuba said that the three-shot Abdala vaccine was 92% effective against the coronavirus in last-stage clinical trials in June. Vietnam has so far signed deals for recombinant DNA protein and mRNA vaccine technology transfer and is also in talk with US company Pfizer about locating a vaccine plant in the country. MOH also said that the country has secured more than 23 million doses of COVID-19 vaccines and expects to receive at least 50 million doses in the fourth quarter this year. Vietnam's inoculation programme, which started in March, is still at an early stage with just 1.9% of the country's 98 million people.
- Indonesia's Ministry of Home Affairs has issued Minister of Home Affairs Instruction (Inmendagri) No. 35 to 37 on the implementation of PPKM across Indonesia. Inmendagri No. 35/2021 stipulates the implementation of PPKM Level 4 to 2 on the islands of Java and Bali. It is important to note that this Inmendagri officially downgraded the PPKM level of Jakarta by one. This means that certain businesses such as restaurants and shopping centers, as well as public gathering areas such as mosques, are finally allowed to operate in a limited capacity – though non-essential businesses are still obliged to implement a 100% work-from-home policy. This Inmendagri is effective until August 30.

Vaccine Update

- Thailand's government spokesperson said on August 23 will receive 61 million doses of the AstraZeneca COVID-19 vaccine this year as the country rushes to vaccinate its population amid a surge in COVID-19 infections. The delivery would bring Thailand's total vaccine supply for 2021 to over 120 million doses, of which 61 million are from AstraZeneca, 30 million doses of China's Sinovac and 30 million from

Pfizer-BioNTech. Thailand's government official added that the country will buy an additional 60 million doses of the AstraZeneca vaccine in 2022. In addition to buying more AstraZeneca vaccines, the Ministry of Health said that Thailand also has plans to purchase 50 million doses of the Pfizer-BioNTech vaccine next year.

- Malaysia's COVID-19 Vaccine Supply Access Guarantee Special Committee (JKJAV) reported that about 41.6% of the country's population or 13,580,934 people have completed both doses of the COVID-19 vaccination as of August 24 (Tuesday). 18,631,593 individuals, or 57.1%, have received the first dose, bringing a total of 32,212,527 doses of the vaccine having been administered under the National COVID-19 Immunization Programme (PICK). On the daily vaccination, the number of doses administered on August 24 increased to 420,164 doses, from 396,576 doses on August 23.
- Indonesia's Food and Drug Monitoring Agency (BPOM) issued an Emergency Use Authorization (EUA) for the Sputnik V COVID-19 Vaccine on August 24. According to the authority, the EUA approval for Sputnik V has gone through an intensive study by the BPOM together with the National Committee for the Vaccine Special Assessment and the Indonesia Technical Advisory Group on Immunization (ITAGI). As of August 24, about 58,468,810 Indonesians have received their first dose while 32,640,998 people have received their second dose.

Travel Advisories (no new update/s)

Cases and Deaths as of 25 August 2021

- As of 25 August 2021 (2PM, GMT+8), worldwide, there were **214,166,729** confirmed cases, including **4,467,169** deaths. Globally, Case Fatality Rate (CFR) was **2.1**.
- In **China**, there were **122,758** confirmed cases with **5,677** deaths, including deaths in Hong Kong (212) and Taiwan (829). Confirmed cases in China include confirmed cases in Hong Kong (12,070), Macau (63), and Taiwan (15,938). CFR was **4.6**.
- **9,474,793 confirmed cases** of COVID-19 have been reported in the ASEAN region with a total of **210,378 deaths**, with a CFR of **2.2**.

REGION	COUNTRY	FIRST CONFIRMED CASE(S)	LATEST REPORT ON CONFIRMED CASE(S)	TOTAL CONFIRMED CASES	NEW CASES (7-DAY ROLLING AVERAGE)	TOTAL DEATHS	NEW DEATHS (7-DAY ROLLING AVERAGE)	CASE FATALITY RATE	CUMULATIVE CASES/ 100,000	NUMBER OF TESTS LAST 14 DAYS/ 100,000	CUMULATIVE VACCINATED	CUMULATIVE FULLY VACCINATED	FULLY VACCINATED / 100
ASEAN REGION	Brunei	10-Mar-20	24-Aug-21	1,983	110 (146)	5	-	0.5%	432		180,812	65,904	15.06
	Cambodia	27-Jan-20	24-Aug-21	90,107	466 (501)	1,821	13 (15)	2.0%	547	-	9,717,258	7,874,938	47.10
	Indonesia	02-Mar-20	24-Aug-21	4,008,166	19,106 (16,527)	128,252	1,038 (1,177)	3.2%	1,481	489	57,779,716	32,046,224	11.72
	Lao PDR	24-Mar-20	24-Aug-21	12,957	336 (330)	11	-	0.1%	181	1,392	2,109,937	988,156	13.58
	Malaysia	25-Jan-20	24-Aug-21	1,593,602	20,837 (21,333)	14,553	211 (211)	0.9%	4,988	5,413	18,476,589	13,315,774	41.14
	Myanmar	23-Mar-20	24-Aug-21	378,377	2,506 (2,584)	14,622	123 (143)	3.9%	700	184	4,456,857	1,796,830	3.30
	Philippines	30-Jan-20	24-Aug-21	1,869,691	12,045 (14,859)	32,264	303 (257)	1.7%	1,729	615	18,697,647	13,197,689	12.04
	Singapore	23-Jan-20	24-Aug-21	66,692	116 (59)	50	- (1)	0.1%	1,169	5,468	4,562,947	4,340,364	74.19
	Thailand	13-Jan-20	24-Aug-21	1,083,951	17,165 (19,358)	9,788	226 (259)	0.9%	1,557	940	19,586,009	5,705,200	8.17
	Vietnam	23-Jan-20	24-Aug-21	369,267	10,811 (10,852)	9,014	348 (363)	2.4%	383	1,161	15,530,221	1,834,348	1.88
				9,474,793	83,388	210,378	2,262	2.2%					

- **204,569,288 confirmed cases** of COVID-19 have been reported in **222 countries/states** (other than China, Hong Kong, Taiwan, Macau, and ASEAN countries):

REGION	COUNTRY	FIRST CONFIRMED CASE(S)	LATEST REPORT ON CONFIRMED CASE(S)	TOTAL CONFIRMED CASES	NEW CASES	TOTAL DEATHS	NEW DEATHS	CASE FATALITY RATE	CUMULATIVE CASES/ 100,000	NUMBER OF TESTS LAST 14 DAYS/ 100,000	CUMULATIVE IMMUNIZED	CUMULATIVE FULLY VACCINATED	FULLY VACCINATED/ 100
ASIA PACIFIC	Japan	16 Jan 2020	24-Aug-21	1,344,549	21,570	15,651	42	1.2%	1,065	988	66,534,506	51,775,600	40.94
	South Korea	20 Jan 2020	24-Aug-21	239,287	1,505	2,228	6	0.9%	463	694	26,300,189	12,283,734	23.96
	Nepal	24 Jan 2020	24-Aug-21	751,001	2,020	10,568	35	1.4%	2,625	334	4,943,732	3,857,598	13.24
	Australia	25 Jan 2020	24-Aug-21	45,750	828	984	-	2.2%	178	9,942	10,956,866	6,193,788	24.29
	Sri Lanka	27 Jan 2020	24-Aug-21	398,801	4,446	7,750	190	1.9%	1,829	855	12,096,630	5,664,905	26.46
	India	30 Jan 2020	24-Aug-21	32,511,370	37,607	435,788	647	1.3%	2,379	1,682	452,207,578	130,031,652	9.42
	Afghanistan	24 Feb 2020	24-Aug-21	152,722	62	7,090	7	4.6%	401		770,302	219,159	0.56
	Pakistan	26 Feb 2020	24-Aug-21	1,131,659	4,075	25,094	91	2.2%	523	335	37,043,561	13,434,605	6.08
	New Zealand	28 Feb 2020	24-Aug-21	3,096	42	26	-	0.8%	63	4,044	1,655,598	954,415	19.79
	Bhutan	05 Mar 2020	24-Aug-21	2,591	6	3	-	0.1%	340	-	560,963	474,547	61.50
	Maldives	07 Mar 2020	24-Aug-21	80,218	151	225	-	0.3%	15,108	9,290	368,148	299,077	55.33
	Bangladesh	08 Mar 2020	24-Aug-21	1,472,964	5,249	25,513	114	1.7%	903	290	16,765,756	6,501,674	3.95
	Mongolia	10 Mar 2020	24-Aug-21	196,846	1,596	907	5	0.5%	6,103	-	2,229,595	2,062,110	62.90
	Turkey	10 Mar 2020	24-Aug-21	6,253,711	19,191	54,995	230	0.9%	7,496	4,441	46,317,869	35,408,683	41.98
	French Polynesia	12 Mar 2020	23-Aug-21	39,117	-	311	-	0.8%	14,006		119,413	89,973	32.03
	Guam	15 Mar 2020	23-Aug-21	9,486	-	145	-	1.5%	5,670		112,169	101,778	61.40
	New Caledonia	17 Mar 2020	21-Aug-21	135	-	-	-	0.0%	47		77,705	67,269	23.56
	Fiji	18 Mar 2020	24-Aug-21	44,490	302	453	9	1.0%	4,999	-	543,254	234,905	26.20
	Papua New Guinea	21 Mar 2020	24-Aug-21	17,947	21	193	-	1.1%	204	-	91,962	21,090	0.24
	Timor Leste	21 Mar 2020	24-Aug-21	14,935	532	51	2	0.3%	1,155	818	348,548	143,021	10.85
Northern Mariana Islands	28 Mar 2020	28-May-21	183	-	2	-	1.1%	320		34,585	31,791	55.89	
North Korea	24 Jul 2020	25-Jul-20	1	-	-	-	0.0%	0					
Solomon Islands	03 Oct 2020	16-Apr-21	20	-	-	-	0.0%	3		48,883	14,437	2.10	

	Wallis et Futuna	17 Oct 2020	06-May-21	445	-	7	-	1.6%	2,777		4,899	4,777	42.48
	Marshall Islands	26 Oct 2020	17-Nov-20	4	-	-	-	0.0%	7		21,093	18,188	31.14
	Vanuatu	11 Nov 2020	21-Apr-21	4	-	1	-	25.0%	1		29,321	1,721	0.56
	Samoa	18 Nov 2020	12-Feb-21	3	-	-	-	0.0%	2		87,436	37,524	18.91
	Micronesia	11 Jan 2021	11-Jan-21	1	-	-	-	0.0%	1		39,547	33,317	32.15
	Palau	31 May 2021	14-Jun-21	2	-	-	-	0.0%	11		16,227	14,538	81.19
AMERICAS	USA	21 Jan 2020	24-Aug-21	38,865,233	50,637	647,251	584	1.7%	11,841	2,739	201,718,587	171,088,954	51.16
	Canada	25 Jan 2020	24-Aug-21	1,474,878	1,282	26,841	27	1.8%	3,881	1,740	27,648,299	24,857,966	65.86
	Brazil	26 Feb 2020	23-Aug-21	20,590,068	-	575,202	-	2.8%	9,724	-	127,635,209	55,286,442	26.01
	Mexico	28 Feb 2020	23-Aug-21	3,231,616	-	253,526	-	7.8%	2,533	290	56,409,551	30,991,824	24.04
	Saint Martin	01 Mar 2020	19-Aug-21	3,094	-	41	-	1.3%	8,142				
	Ecuador	01 Mar 2020	23-Aug-21	498,728	-	32,092	-	6.4%	2,871	59	9,964,227	6,871,506	38.95
	Dominican Republic	01 Mar 2020	24-Aug-21	348,249	223	4,002	8	1.1%	3,243	496	5,725,316	4,543,100	41.88
	Chile	03 Mar 2020	24-Aug-21	1,634,774	380	36,701	13	2.2%	8,626	3,442	14,298,007	13,275,644	69.45
	Argentina	03 Mar 2020	23-Aug-21	5,139,966	-	110,609	-	2.2%	11,438	579	27,210,308	11,923,418	26.38
	Peru	05 Mar 2020	23-Aug-21	2,142,565	-	197,921	-	9.2%	6,590	243	9,740,759	7,497,432	22.74
	Costa Rica	06 Mar 2020	23-Aug-21	445,442	-	5,361	-	1.2%	8,825	1,374	2,948,584	899,571	17.66
	Colombia	06 Mar 2020	23-Aug-21	4,892,235	-	124,315	-	2.5%	9,718	1,272	21,753,014	14,208,967	27.92
	French Guiana	06 Mar 2020	23-Aug-21	33,452	-	207	-	0.6%	17,110				
	Martinique	06 Mar 2020	19-Aug-21	31,369	-	243	-	0.8%	7,246				
	Paraguay	07 Mar 2020	23-Aug-21	457,838	-	15,593	-	3.4%	6,499	373	2,253,992	1,530,765	21.46
	Panama	10 Mar 2020	23-Aug-21	452,986	-	7,015	-	1.5%	10,667	1,903	2,718,949	1,309,561	30.35
	Bolivia	10 Mar 2020	23-Aug-21	487,131	-	18,313	-	3.8%	4,231	482	3,051,554	2,289,389	19.61
	Honduras	11 Mar 2020	23-Aug-21	329,691	-	8,670	-	2.6%	3,383		2,326,420	966,469	9.76
	Cuba	11 Mar 2020	24-Aug-21	602,526	9,907	4,710	92	0.8%	5,316	-	4,951,522	3,127,996	27.62
	Guyana	11 Mar 2020	22-Aug-21	24,336	-	594	-	2.4%	3,109		301,369	153,840	19.56
	Jamaica	12 Mar 2020	24-Aug-21	63,464	752	1,417	15	2.2%	2,153	743	283,552	138,044	4.66
	St Vincent and the Grenadines	12 Mar 2020	17-Aug-21	2,320	-	12	-	0.5%	2,098		16,417	10,273	9.26
	Saint Lucia	13 Mar 2020	22-Aug-21	7,232	-	97	-	1.3%	3,956		34,621	27,236	14.83

Trinidad and Tobago	13 Mar 2020	24-Aug-21	43,344	199	1,244	7	2.9%	3,107	140	486,399	369,324	26.39
Venezuela	13 Mar 2020	23-Aug-21	326,522	-	3,909	-	1.2%	1,145		2,900,000	1,100,000	3.87
Guatemala	13 Mar 2020	23-Aug-21	440,007	-	11,516	-	2.6%	2,650	669	2,997,560	826,721	4.61
Uruguay	13 Mar 2020	23-Aug-21	384,181	-	6,016	-	1.6%	11,098	3,199	2,646,307	2,477,636	71.33
Curacao	13 Mar 2020	23-Aug-21	14,974	-	138	-	0.9%	9,505		95,205	85,438	52.06
Puerto Rico	13 Mar 2020	23-Aug-21	164,759	-	2,742	-	1.7%	5,159		2,321,685	1,984,345	62.13
Suriname	13 Mar 2020	23-Aug-21	27,574	-	700	-	2.5%	4,743		197,438	111,019	18.92
Antigua and Barbuda	13 Mar 2020	23-Aug-21	1,540	-	43	-	2.8%	1,586	-	39,230	32,370	33.05
Guadeloupe	13 Mar 2020	19-Aug-21	40,018	-	324	-	0.8%	9,033				
Cayman Islands	13 Mar 2020	24-Aug-21	668	5	2	-	0.3%	1,029		50,943	48,847	74.33
Aruba	14 Mar 2020	24-Aug-21	14,153	93	128	-	0.9%	13,312		77,540	68,714	64.36
Bahamas	15 Mar 2020	24-Aug-21	17,545	159	338	-	1.9%	4,505		73,726	55,291	14.06
US Virgin Islands	16 Mar 2020	23-Aug-21	5,638	-	49	-	0.9%	5,287		50,119	41,258	39.41
Sint Maarten	17 Mar 2020	23-Aug-21	3,472	-	43	-	1.2%	8,524		25,005	22,631	52.78
Montserrat	17 Mar 2020	20-Aug-21	25	-	1	-	4.0%	268		1,460	1,368	27.37
Barbados	17 Mar 2020	24-Aug-21	4,694	42	48	-	1.0%	1,635		103,200	90,675	31.55
El Salvador	18 Mar 2020	24-Aug-21	92,686	-	2,855	9	3.1%	1,436	-	3,362,515	2,338,332	36.05
Nicaragua	18 Mar 2020	19-Aug-21	10,672	-	198	-	1.9%	163		412,029	200,770	3.03
Bermuda	18 Mar 2020	21-Aug-21	2,750	-	33	-	1.2%	4,302		42,430	41,592	66.79
Haiti	19 Mar 2020	23-Aug-21	20,746	-	583	-	2.8%	184		24,560	1,890	0.02
Dominica	22 Mar 2020	22-Aug-21	1,339	-	1	-	0.1%	1,865		21,548	19,887	27.62
Grenada	22 Mar 2020	23-Aug-21	230	-	1	-	0.4%	205		22,307	17,768	15.79
Belize	23 Mar 2020	23-Aug-21	15,556	-	353	-	2.3%	3,985	6,402	152,484	64,901	16.32
Turks and Caicos Islands	23 Mar 2020	23-Aug-21	2,613	-	20	-	0.8%	6,842		25,621	23,486	60.66
Saint Kitts and Nevis	24 Mar 2020	22-Aug-21	823	-	3	-	0.4%	1,558	4,432	24,146	20,604	38.74
British Virgin Islands	25 Mar 2020	18-Aug-21	2,568	-	37	-	1.4%	8,551		16,826	12,605	41.69
Anguilla	26 Mar 2020	21-Aug-21	166	-	-	-	0.0%	1,252		9,493	8,965	59.76
Caribbean Netherlands	01 Apr 2020	23-Aug-21	1,776	-	17	-	1.0%	9,860		5,726	1,665	6.35

	Falkland Islands	03 Apr 2020	04-Aug-21	66	-	-	-	0.0%	2,502		2,632	1,775	50.96
	Saint Pierre and Miquelon	05 Apr 2020	10-Aug-21	30	-	-	-	0.0%	428				
	Saint Barthelemy	25 Jul 2020	19-Aug-21	1,489	-	2	-	0.1%	17,621				
EUROPE	France	24 Jan 2020	24-Aug-21	6,649,630	24,853	113,572	153	1.7%	9,916		47,373,000	37,548,491	55.57
	Germany	27 Jan 2020	24-Aug-21	3,899,592	4,347	92,537	46	2.4%	4,691	673	53,302,445	49,037,947	58.53
	Finland	29 Jan 2020	24-Aug-21	123,061	644	1,008	-	0.8%	2,229	3,449	3,949,985	2,579,654	46.56
	Italy	30 Jan 2020	24-Aug-21	4,494,857	6,078	128,855	60	2.9%	7,454	4,119	41,633,509	35,406,882	58.56
	Russian Federation	31 Jan 2020	24-Aug-21	6,785,374	18,833	177,614	794	2.6%	4,700	3,976	42,336,831	34,620,579	23.72
	Spain	31 Jan 2020	24-Aug-21	4,804,424	10,072	83,527	190	1.7%	10,206	1,971	35,667,383	31,447,188	67.26
	Sweden	31 Jan 2020	24-Aug-21	1,119,358	2,774	14,657	-	1.3%	10,883		6,759,599	5,163,726	51.13
	United Kingdom of Great Britain	31 Jan 2020	24-Aug-21	6,555,200	30,619	131,854	174	2.0%	9,808	10,229	47,690,741	41,810,753	61.59
	Belgium	05 Feb 2020	24-Aug-21	1,168,602	4,876	25,341	21	2.2%	10,176	3,808	8,351,753	7,865,073	67.86
	Switzerland	25 Feb 2020	24-Aug-21	761,978	2,994	10,954	10	1.4%	8,886	2,908	4,856,834	4,368,562	50.48
	Austria	25 Feb 2020	24-Aug-21	678,605	1,002	10,768	5	1.6%	7,644	44,930	5,441,273	5,122,676	56.88
	Croatia	25 Feb 2020	24-Aug-21	370,308	470	8,306	3	2.2%	9,104	2,613	1,697,583	1,579,035	38.46
	Norway	26 Feb 2020	24-Aug-21	150,259	527	811	-	0.5%	2,810	3,497	3,803,561	2,569,326	47.39
	Romania	26 Feb 2020	24-Aug-21	1,092,122	782	34,439	14	3.2%	5,642	920	5,175,271	5,056,251	26.28
	Estonia	26 Feb 2020	24-Aug-21	139,500	374	1,285	-	0.9%	10,516	3,976	707,850	527,829	39.79
	Georgia	26 Feb 2020	24-Aug-21	523,022	5,924	6,891	60	1.3%	14,058	11,074	685,448	294,365	7.38
	North Macedonia	26 Feb 2020	24-Aug-21	170,412	1,210	5,727	32	3.4%	8,179	5,424	624,819	491,169	23.58
	Greece	26 Feb 2020	24-Aug-21	566,812	5,000	13,417	32	2.4%	5,289	7,502	5,917,081	5,635,437	54.07
	Denmark	27 Feb 2020	24-Aug-21	339,580	1,340	2,568	1	0.8%	5,836	12,146	4,372,404	4,032,000	69.61
	San Marino	27 Feb 2020	23-Aug-21	5,261	-	90	-	1.7%	15,538		23,712	23,712	69.87
	Lithuania	27 Feb 2020	24-Aug-21	294,708	622	4,498	4	1.5%	10,575	2,889	1,617,008	1,446,347	53.13
	Netherlands	27 Feb 2020	24-Aug-21	1,923,596	2,437	17,967	11	0.9%	11,098	784	11,925,013	10,589,191	61.80
	Azerbaijan	27 Feb 2020	24-Aug-21	398,034	3,583	5,370	30	1.3%	3,971	1,856	3,713,422	2,457,302	24.24
	Belarus	28 Feb 2020	24-Aug-21	471,495	860	3,701	10	0.8%	4,980	2,291	1,496,227	1,188,636	12.58
Iceland	28 Feb 2020	23-Aug-21	10,177	-	30	-	0.3%	2,817	9,576	275,173	255,322	74.82	
Ireland	28 Feb 2020	24-Aug-21	340,278	1,571	5,074	-	1.5%	6,886	4,261	3,607,097	3,237,243	65.56	

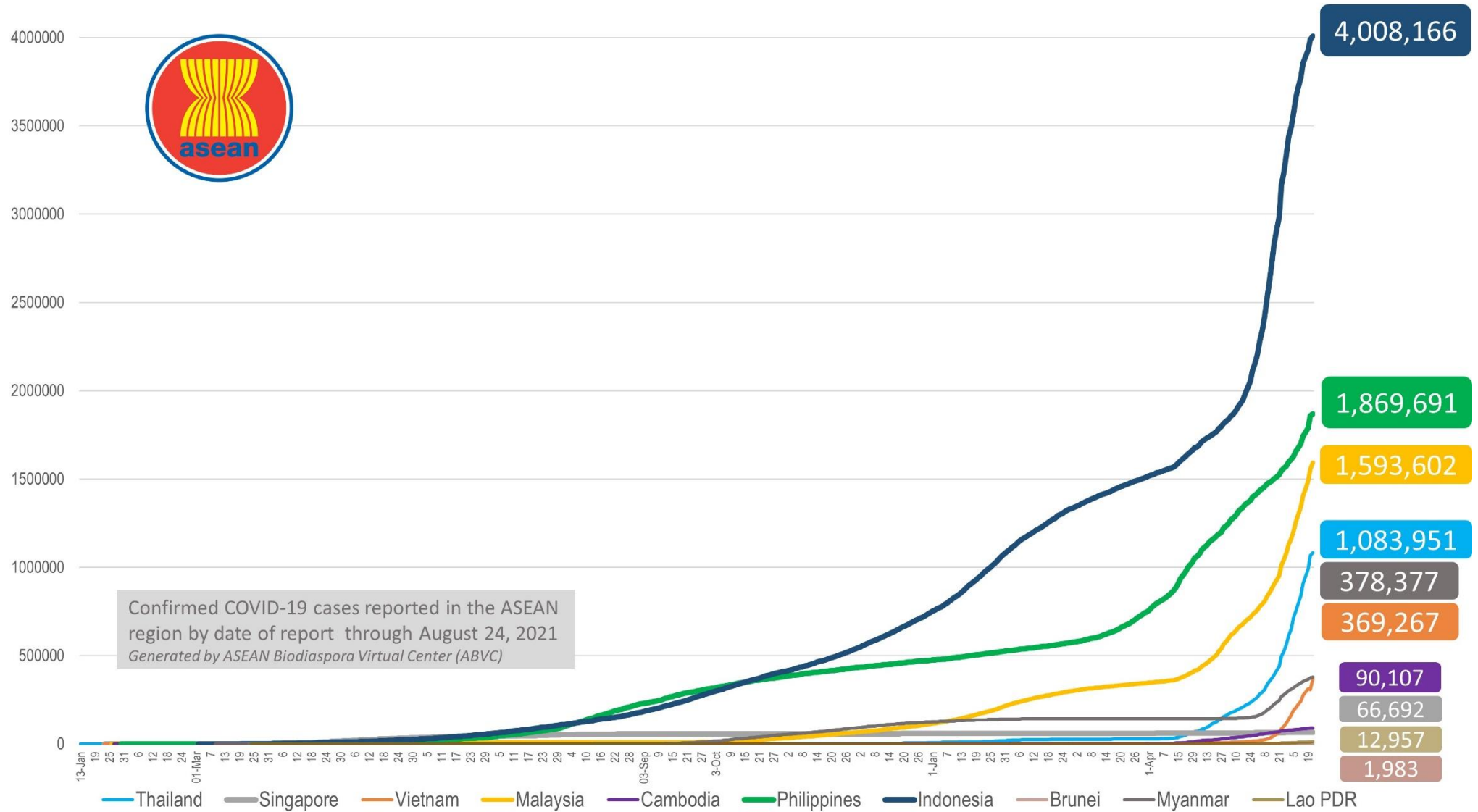
Monaco	29 Feb 2020	24-Aug-21	3,156	15	33	-	1.0%	8,100		24,454	19,606	49.96
Czech Republic	01 Mar 2020	24-Aug-21	1,677,829	210	30,385	-	1.8%	15,725		5,886,314	5,562,697	51.94
Luxembourg	01 Mar 2020	24-Aug-21	75,216	86	830	-	1.1%	12,134	6,137	403,156	350,751	56.03
Armenia	01 Mar 2020	24-Aug-21	238,422	537	4,768	6	2.0%	8,061	1,954	153,888	85,454	2.88
Latvia	02 Mar 2020	24-Aug-21	141,287	169	2,569	-	1.8%	7,386	5,311	835,376	740,877	39.28
Portugal	02 Mar 2020	24-Aug-21	1,022,807	2,261	17,658	13	1.7%	9,960	5,585	8,258,317	6,880,312	67.48
Andorra	02 Mar 2020	24-Aug-21	15,003	1	130	-	0.9%	19,449	1,605	51,044	40,616	52.57
Liechtenstein	03 Mar 2020	24-Aug-21	3,233	5	59	-	1.8%	8,504	3,938	21,991	20,417	53.54
Ukraine	03 Mar 2020	24-Aug-21	2,275,863	692	53,501	27	2.4%	5,128	604	5,099,800	3,179,661	7.27
Slovenia	04 Mar 2020	24-Aug-21	264,141	477	4,442	1	1.7%	12,651	985	971,353	883,686	42.51
Hungary	04 Mar 2020	24-Aug-21	811,203	82	30,054	2	3.7%	8,303	955	5,699,251	5,502,546	56.96
Poland	04 Mar 2020	24-Aug-21	2,887,037	232	75,324	8	2.6%	7,603	933	19,046,468	18,459,139	48.77
Faroe Islands	04 Mar 2020	23-Aug-21	997	-	2	-	0.2%	2,048		36,266	33,684	68.93
Bosnia and Herzegovina	05 Mar 2020	24-Aug-21	210,442	533	9,750	10	4.6%	6,375	709	567,198	360,928	11.00
Gibraltar	05 Mar 2020	24-Aug-21	5,299	9	96	-	1.8%	15,724		39,493	39,195	116.34
Slovakia	06 Mar 2020	24-Aug-21	394,204	111	12,547	-	3.2%	7,228	3,139	2,339,288	2,116,171	38.76
Serbia	06 Mar 2020	24-Aug-21	746,366	2,216	7,226	8	1.0%	10,747	1,960	2,895,304	2,779,723	40.85
Vatican City	06 Mar 2020	17-Oct-20	27	-	-	-	0.0%	2,932				
Malta	07 Mar 2020	24-Aug-21	35,866	35	437	1	1.2%	7,135	5,966	410,884	409,183	79.52
Moldova	07 Mar 2020	24-Aug-21	265,258	512	6,374	5	2.4%	9,981	2,829	573,001	572,799	14.20
Bulgaria	08 Mar 2020	24-Aug-21	445,097	1,911	18,565	33	4.2%	6,381	3,857	1,089,066	1,119,571	16.11
Albania	09 Mar 2020	24-Aug-21	140,521	800	2,480	2	1.8%	4,923	-	764,997	575,342	19.99
Cyprus	09 Mar 2020	24-Aug-21	112,021	355	486	2	0.4%	9,346	46,765	564,904	504,219	56.78
Channel Islands	09 Mar 2020	24-Aug-21	1,192	12	18	-	1.5%	1,827		32,969	13,618	20.31
Jersey	10 Mar 2020	24-Aug-21	9,169	22	76	-	0.8%	10,097		75,674	71,181	70.43
Kazakhstan	13 Mar 2020	24-Aug-21	748,851	5,631	8,512	97	1.1%	4,045	-	6,369,263	5,013,064	26.70
Kosovo	13 Mar 2020	24-Aug-21	130,333	1,067	2,333	17	1.8%	7,264				
Uzbekistan	15 Mar 2020	24-Aug-21	150,683	807	1,035	7	0.7%	449		8,569,841	1,232,807	3.68
Greenland	16 Mar 2020	24-Aug-21	310	5	-	-	0.0%	551		39,374	31,144	54.86
Montenegro	17 Mar 2020	24-Aug-21	111,038	661	1,690	10	1.5%	17,848		202,810	172,732	27.50
Kyrgyzstan	18 Mar 2020	24-Aug-21	174,347	199	2,494	5	1.4%	2,700		644,276	375,905	5.76

MIDDLE EAST	Isle of Man	19 Mar 2020	24-Aug-21	6,419	53	37	-	0.6%	7,589		65,383	60,619	71.29
	Tajikistan	30 Apr 2020	23-Aug-21	16,514	-	124	-	0.8%	177		1,755,958	212,000	2.22
	UAE	29 Jan 2020	24-Aug-21	711,428	990	2,026	2	0.3%	7,281	39,024	8,357,504	7,348,669	74.30
	Iran	19 Feb 2020	24-Aug-21	4,756,394	40,623	103,357	709	2.2%	5,737	1,674	15,513,459	4,381,064	5.22
	Israel	21 Feb 2020	24-Aug-21	1,010,055	10,945	6,880	24	0.7%	11,157	17,702	5,904,845	5,447,607	62.94
	Lebanon	21 Feb 2020	23-Aug-21	592,780	-	8,014	-	1.4%	8,647	-	1,285,408	1,033,816	15.15
	Kuwait	24 Feb 2020	24-Aug-21	408,600	166	2,409	2	0.6%	9,712	2,126	2,668,082	923,307	21.62
	Oman	24 Feb 2020	24-Aug-21	301,570	120	4,043	5	1.3%	6,062		2,336,980	1,042,882	20.42
	Bahrain	24 Feb 2020	23-Aug-21	271,715	-	1,387	-	0.5%	16,556	11,059	1,135,011	1,078,986	63.41
	Iraq	24 Feb 2020	24-Aug-21	1,839,910	7,670	20,337	75	1.1%	4,681	935	826,007	494,900	1.23
	Qatar	29 Feb 2020	24-Aug-21	231,343	217	601	-	0.3%	8,169	2,346	2,277,158	1,991,097	69.11
	Saudi Arabia	02 Mar 2020	24-Aug-21	542,707	353	8,497	7	1.6%	1,584	2,523	21,538,701	12,931,665	37.15
	Jordan	02 Mar 2020	24-Aug-21	791,466	1,016	10,320	12	1.3%	7,835	3,802	3,372,285	2,763,675	27.09
Palestine	05 Mar 2020	24-Aug-21	358,445	1,570	3,914	4	1.1%	7,650		648,395	429,818	8.43	
Syria	22 Mar 2020	24-Aug-21	27,115	112	1,981	4	7.3%	159		230,510	158,010	0.90	
Yemen	10 Apr 2020	24-Aug-21	7,580	41	1,424	4	18.8%	26		298,161	13,322	0.04	
AFRICA	Egypt	14 Feb 2020	23-Aug-21	286,541	-	16,676	-	5.8%	285		4,319,631	2,157,904	2.11
	Algeria	25 Feb 2020	24-Aug-21	192,626	537	5,063	29	2.6%	447		3,421,279	724,812	1.65
	Nigeria	28 Feb 2020	23-Aug-21	187,588	-	2,276	-	1.2%	93	69	2,550,390	1,416,623	0.69
	Tunisia	02 Mar 2020	23-Aug-21	642,788	-	22,609	-	3.5%	5,496	1,132	3,570,889	1,714,783	14.51
	Morocco	02 Mar 2020	24-Aug-21	821,129	7,184	11,994	105	1.5%	2,251	1,013	17,489,039	13,191,363	35.74
	Senegal	02 Mar 2020	24-Aug-21	72,086	71	1,697	17	2.4%	442	248	1,125,204	564,998	3.37
	South Africa	05 Mar 2020	24-Aug-21	2,708,951	10,346	79,953	369	3.0%	4,626	1,225	8,240,067	4,983,911	8.40
	Cameroon	06 Mar 2020	11-Aug-21	82,454	-	1,338	-	1.6%	319		343,672	74,476	0.28
	Togo	06 Mar 2020	23-Aug-21	19,702	-	173	-	0.9%	244	191	356,897	178,621	2.16
	Burkina Faso	09 Mar 2020	24-Aug-21	13,725	10	171	-	1.2%	68		53,814	17,696	0.08
	Democratic Republic of Congo	10 Mar 2020	22-Aug-21	54,009	-	1,053	-	1.9%	62		82,039	5,871	0.01
	Ivory Coast	11 Mar 2020	23-Aug-21	53,730	-	397	-	0.7%	209	113	1,274,083		
	Reunion	11 Mar 2020	19-Aug-21	46,754	-	310	-	0.7%	6,018				
	Ghana	13 Mar 2020	20-Aug-21	115,525	-	982	-	0.9%	380	-	865,422	405,971	1.31
	Guinea	13 Mar 2020	24-Aug-21	28,945	143	316	2	1.1%	227		682,526	353,003	2.69
	Gabon	13 Mar 2020	23-Aug-21	25,717	-	165	-	0.6%	1,184	1,954	74,720	53,037	2.38
	Sudan	13 Mar 2020	23-Aug-21	37,640	-	2,826	-	7.5%	88		643,569	186,113	0.42
	Kenya	13 Mar 2020	24-Aug-21	230,794	1,166	4,564	36	2.0%	439	-	1,615,687	780,377	1.45
	Ethiopia	13 Mar 2020	23-Aug-21	296,731	-	4,571	-	1.5%	265	73	2,349,283		
	Central African Republic	14 Mar 2020	23-Aug-21	11,270	-	99	-	0.9%	238		82,083	13,779	0.29
Seychelles	14 Mar 2020	24-Aug-21	19,594	204	104	3	0.5%	20,071		73,777	69,713	70.89	

Rwanda	14 Mar 2020	24-Aug-21	84,127	608	1,038	11	1.2%	666	1,176	1,048,640	424,768	3.28
Namibia	14 Mar 2020	24-Aug-21	124,032	171	3,346	1	2.7%	4,972	469	190,306	83,629	3.29
Swaziland	14 Mar 2020	24-Aug-21	41,229	515	1,033	11	2.5%	3,591		96,175	109,596	9.45
Mauritania	14 Mar 2020	23-Aug-21	32,026	-	677	-	2.1%	708	-	228,536	25,619	0.55
Mayotte	14 Mar 2020	24-Aug-21	19,682	-	175	-	0.9%	12,375				
Equatorial Guinea	15 Mar 2020	24-Aug-21	9,096	47	123	-	1.4%	671	504	189,524	139,705	9.96
Republic of Congo	15 Mar 2020	23-Aug-21	13,493	-	179	-	1.3%	251		172,162	101,628	1.84
Benin	16 Mar 2020	23-Aug-21	12,021	-	125	-	1.0%	102	-	54,367	42,212	0.35
Liberia	16 Mar 2020	02-Aug-21	5,459	-	148	-	2.7%	111		104,545	27,392	0.54
Tanzania	16 Mar 2020	10-Aug-21	1,367	-	50	-	3.7%	2		218,621	218,621	0.37
Somalia	16 Mar 2020	23-Aug-21	16,892	-	927	-	5.5%	109		188,765	93,757	0.59
Gambia	17 Mar 2020	23-Aug-21	9,470	-	301	-	3.2%	403	165	178,481	142,904	5.91
Zambia	17 Mar 2020	24-Aug-21	204,977	326	3,583	5	1.7%	1,148	358	309,310	242,978	1.32
Mauritius	18 Mar 2020	24-Aug-21	8,334	236	26	1	0.3%	658		768,234	658,195	51.75
Djibouti	18 Mar 2020	24-Aug-21	11,701	3	157	-	1.3%	1,202		33,388	20,841	2.11
Niger	19 Mar 2020	24-Aug-21	5,778	8	196	-	3.4%	25		404,104	86,445	0.36
Chad	19 Mar 2020	23-Aug-21	4,987	-	174	-	3.5%	31		33,525	11,865	0.07
Zimbabwe	20 Mar 2020	23-Aug-21	123,001	-	4,293	-	3.5%	840	343	2,345,043	1,483,968	9.98
Cape Verde	20 Mar 2020	24-Aug-21	34,825	52	306	1	0.9%	6,333		212,766	49,398	8.88
Madagascar	20 Mar 2020	23-Aug-21	42,847	-	955	-	2.2%	159	12	197,001		
Uganda	21 Mar 2020	22-Aug-21	118,900	-	2,962	-	2.5%	269	57	901,900	242,310	0.53
Eritrea	21 Mar 2020	24-Aug-21	6,632	8	37	-	0.6%	187				
Angola	21 Mar 2020	23-Aug-21	46,076	-	1,163	-	2.5%	145		1,025,762	728,311	2.22
Mozambique	22 Mar 2020	24-Aug-21	143,655	528	1,813	5	1.3%	473	102	1,207,600	656,629	2.10
Libya	24 Mar 2020	24-Aug-21	298,773	1,894	4,099	23	1.4%	4,408		837,907	52,050	0.76
Guinea-Bissau	25 Mar 2020	22-Aug-21	5,518	-	103	-	1.9%	287		28,097	2,993	0.15
Mali	25 Mar 2020	24-Aug-21	14,778	15	536	-	3.6%	75		173,242	86,477	0.43
Botswana	30 Mar 2020	23-Aug-21	150,842	-	2,171	-	1.4%	6,548		246,501	161,522	6.87
Sierra Leone	31 Mar 2020	22-Aug-21	6,355	-	121	-	1.9%	81		82,145	15,170	0.19
Burundi	31 Mar 2020	23-Aug-21	11,381	-	10	-	0.1%	99				
Malawi	02 Apr 2020	24-Aug-21	59,787	163	2,098	16	3.5%	321	-	635,098	360,616	1.89
South Sudan	05 Apr 2020	22-Aug-21	11,310	-	120	-	1.1%	102	-	52,226	4,763	0.04
Sao Tome and Principe	06 Apr 2020	24-Aug-21	2,546	22	37	-	1.5%	1,184		32,114	11,873	5.42
Comoros	30 Apr 2020	23-Aug-21	4,051	-	147	-	3.6%	476		175,038	64,126	7.37
Lesotho	13May 2020	23-Aug-21	14,382	-	400	-	2.8%	677		36,637	36,311	1.69
			204,569,288	402,460	4,251,114	5,520	2.1%					

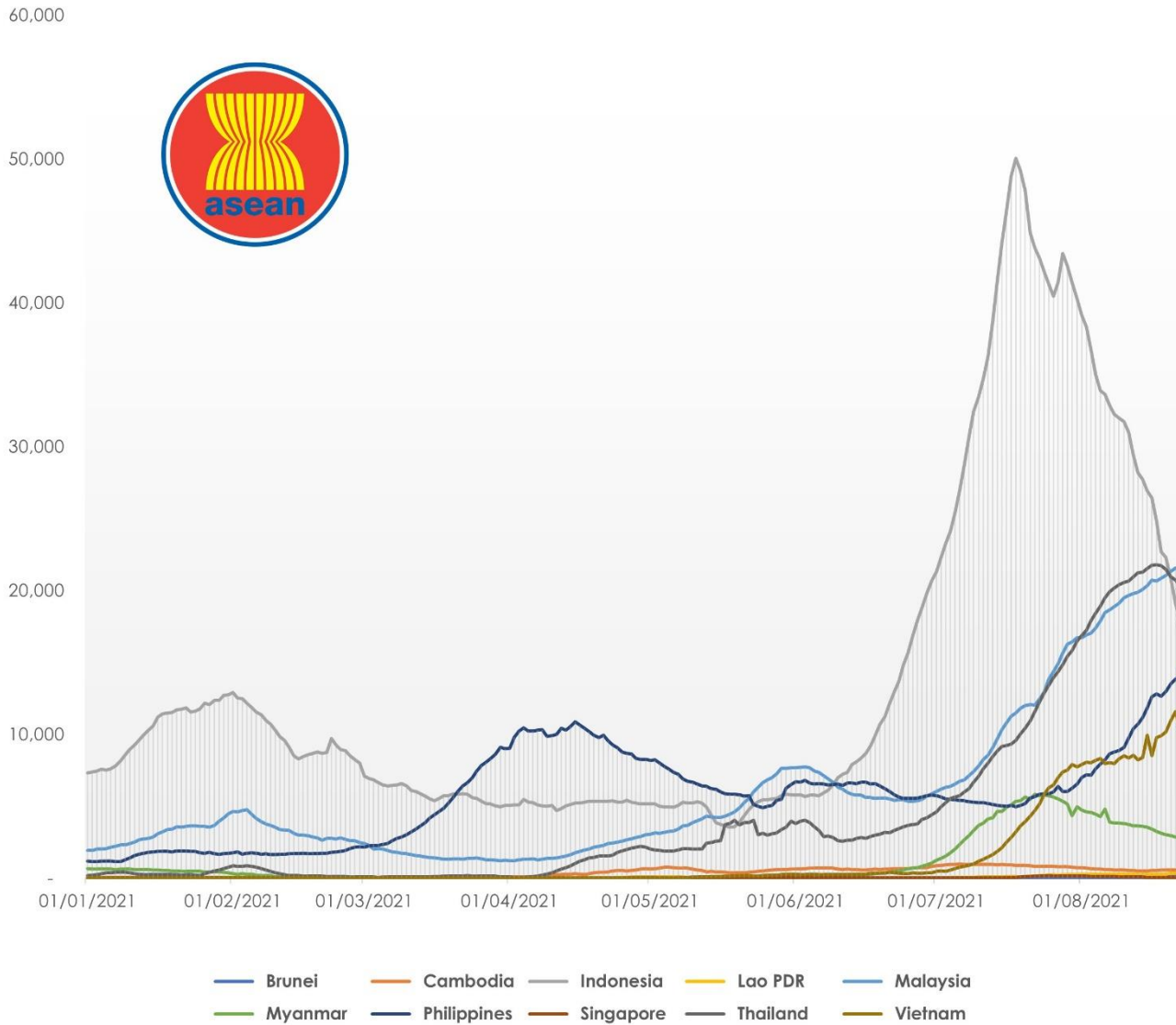
COVID-19 Epi curve among ASEAN Countries

as of 24 August 2021



7-Day Rolling Average of COVID-19 new cases

as of 24 August 2021

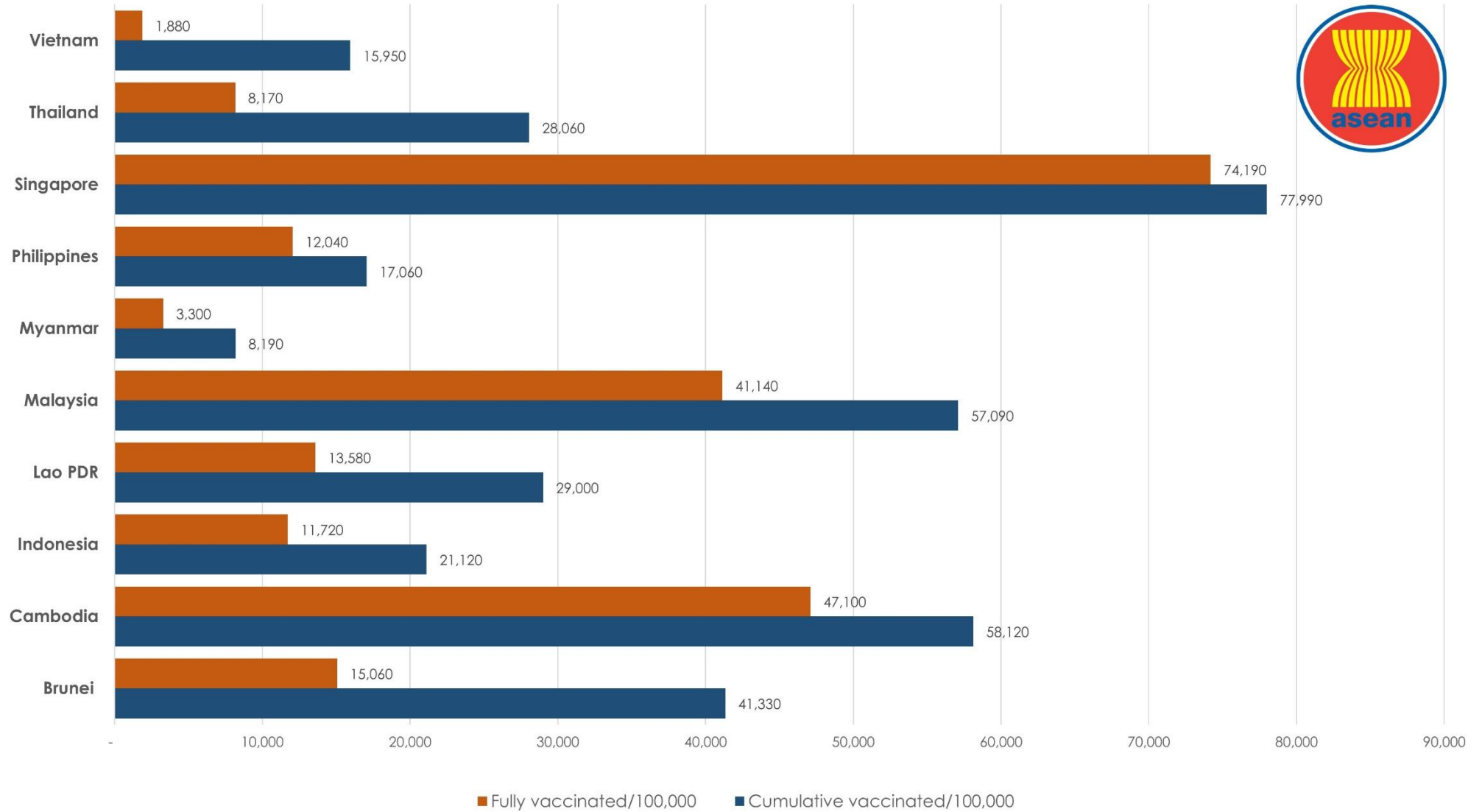


ASEAN Country	New Cases Rate of Change 7-Day Window*	P-value
Brunei	11.139	0
Cambodia	1.611	0.307
Indonesia	-1154.151	0
Lao PDR	6.654	0.001
Malaysia	149.739	0
Myanmar	-93.556	0
Philippines	374.079	0
Singapore	-1.866	0
Thailand	-99.602	0.036
Vietnam	268.645	0

*Beta coefficient of linear line of best fit; equal to the rate of change in the 7-day rolling average of new cases over the past 7 days (as of August 24, 2021)

COVID-19 Vaccination Status

as of 24 August 2021



Re-opening Tracker

as of 23 August 2021

ASEAN MEMBER STATE	REQUIREMENT					
	At least 80% of the high-risk population has been vaccinated with at least one dose of a COVID-19 vaccine.		At least 65% of the total population has a level of immunity to COVID-19; either recovered from COVID-19 or have been vaccinated with at least one dose of a COVID-19 vaccine.		Case levels are generally low (a 7-day rolling average number of daily new cases that is <10 cases per 100,000, with each day's past-14-day test positivity is consistently <5%).	
	% of High risk population with one dose	Projected Completion Date <i>(moderate case scenario)</i>	% of Total population with one dose	Projected Completion Date <i>(moderate case scenario)</i>	Daily cases/100,000	Test positivity last 14 days
Brunei	79.9	Oct 2021	41.1		17.013	
Cambodia	>80.0	Jun 2021	61.8		1.445	
Indonesia	>80.0	Aug 2021	23.2	May 2022	3.126	21.8
Lao PDR	> 80.0	Aug 2021	31.3	Apr 2022	1.985	
Malaysia	>80.0	Jul 2021-	58.1	Sep 2021	28.140	12.5
Myanmar	13.6	-	3.8	-	2.385	26.5
Philippines	75.2	Nov 2021	19.5	Apr 2022	5.398	19.7
Singapore	>80.0	May 2021	>80.2	Jul 2021	0.373	0.1
Thailand	>80.0	Aug 2021	29.4	Jan 2022	12.544	
Vietnam	58.0		17.1		12.353	6.2



Report generated by
ASEAN Biodiaspora Virtual Center (ABVC)
 in collaboration with **Bluedot Inc.**
 Email: support@biodiaspora.org

