

COVID-19: Highlights and Situation Overview

Global Update

- Worldwide, there have been over 231 million cases and over 4 million deaths attributed to COVID-19.
- The World Health Organization (WHO) on September 24 has recommended the synthetic antibody treatment Regeneron for COVID-19, but only in patients with specific health profiles. Persons with non-severe COVID-19 who are nonetheless at high risk of hospitalisation can take the antibody combo, as should critically ill patients unable to mount an adequate immune response, according to a WHO finding published in BMJ. Regeneron is only the third treatment for COVID-19 to be recommended by the global health authority, which added it to its "living WHO guideline" on drugs for COVID-19. The Regeneron cocktail of synthetic antibodies – casirivimab and imdevimab – has been found to reduce the risk of hospitalization for unvaccinated, elderly or immunosuppressed patients with COVID-19, according to three clinical trials that have yet to be peer reviewed, according to the BMJ. For the second category of patient covered by the new WHO recommendation, another trial has reported a reduced number of deaths, and cases requiring mechanical ventilation, in patients taking the drugs. The WHO concluded that for all other covid-19 patients, any benefits of this antibody treatment are unlikely to be meaningful. In July, Japan had become the first country to fully approve Regeneron's antibody treatment for patients with mild to moderate COVID-19. The antibody combination has been authorized for emergency or temporary pandemic use in a number of countries and regions, including the European Union, United States, India, Switzerland and Canada.

Regional Update

- Laos has authorized the use of rapid COVID-19 tests which were previously prohibited. Director General of the National Center for Laboratory and Epidemiology under the Lao Ministry of Health, told a press conference on September 24 (Friday) that there are many benefits to use rapid test kits, such as being able to see results within 15 to 20 minutes without utilizing a laboratory, and these kits are easy to use. However, people must be aware of the limitations of rapid tests, such as unclear test results, and the fact that the test must be undertaken in an environment with a temperature of 30 degrees Celsius or lower. Laos will allow the use of the rapid tests that are approved by the World Health Organization (WHO), and can be found under the WHO's Emergency Use Listing.

Vaccine Update

- Malaysia reported that a total of 19,156,694 individuals or 81.8% of the adult population in the country have been fully vaccinated against COVID-19 as of September 23. Based on the Health Ministry's data on CovidNow, 93.3% or 21,847,551 individuals of the adult population had received at least one dose of the vaccine. At the same time, 23,703 individuals or 0.8% of the adolescent population in the country had completed their COVID-19 vaccination as of Thursday. On a daily vaccination rate, a total of 326,612 doses of the vaccine were administered on Thursday, 132,562 of which were for first-dose recipients and 194,050 others were for second-dose recipients, bringing the cumulative total of vaccines administered under the National COVID-19 Immunization Programme to 41,573,883 doses. The Ministry of Health (MoH) has also announced that for now, only targeted groups will get priority for a third dose of the COVID-19 vaccine starting next month. The four groups are medical frontliners, the immunocompromised, the elderly with comorbidities and individuals in long-term healthcare facilities.

- Laos has received 30,000 doses of Sputnik Light COVID-19 vaccine as part of humanitarian assistance from Russia. On September 22, a special flight of the Russian Emergencies Ministry delivered about 30,000 doses of the Sputnik Light vaccine kits as humanitarian aid to the population of Laos.

Travel Advisories (new update/s)

- Malaysia: The Malaysian government will continue to negotiate with the Singapore authorities on the gradual reopening of borders, based on the prevailing health situation in both countries. Malaysia's Foreign Minister highlighted that these negotiations include cross-border movement schemes like the Daily Commuting Arrangement (DCA). The DCA scheme was previously proposed by the Johor State Government. The proposed scheme will facilitate the movement of up to 30,000 commuters each day across the two land checkpoints between Singapore and Malaysia. In his speech, the minister said that DCA was still at the "proposal stage" and there were "many things that still needed to be refined before it can be implemented". He added that for any proposal on the reopening of borders, the main issue to be taken into consideration was the question of "health and safety of the people, in addition to the current COVID-19 situation in both Malaysia and Singapore". Meanwhile, Sabah is ready to reintroduce the travel bubble concept for local tourism within the state following the relaxation of standard operating procedures (SOPs) for fully vaccinated individuals. An authority from the state of Sabah said that the travel bubble would further allow locals to travel beyond their districts, but travel agencies and hotels need to get pre-approval from the COVID-19 Disaster Management Committee to participate in the programme.
- Thailand: The country's disease control committee has proposed a halving of a two-week hotel isolation requirement for vaccinated arrivals, amid delays in plans to waive quarantine and reopen Bangkok and tourist destinations starting next month. Under the proposal, to be presented to government on Monday, those without vaccination proof would be isolated for 10 days if arriving by air, and 14 days if by land. Authorities this week has delayed its plans to grant vaccinated visitors entry without quarantine, due to the country's low inoculation rate. Only Phuket and Samui islands currently waive quarantine for vaccinated tourists, as part of a pilot scheme.

Cases and Deaths as of 24 September 2021

- As of 24 September 2021 (2PM, GMT+8), worldwide, there were **231,700,579** confirmed cases, including **4,745,422** deaths. Globally, Case Fatality Rate (CFR) was **2.0**.
- In **China**, there were **124,295** confirmed cases with **5,690** deaths, including deaths in Hong Kong (213) and Taiwan (841). Confirmed cases in China include confirmed cases in Hong Kong (12,170), Macau (63), and Taiwan (16,168). CFR was **4.6**.
- 11,713,652 confirmed cases** of COVID-19 have been reported in the ASEAN region with a total of **256,619 deaths**, with a CFR of **2.2**.

REGION	COUNTRY	FIRST CONFIRMED CASE(S)	LATEST REPORT ON CONFIRMED CASE(S)	TOTAL CONFIRMED CASES	NEW CASES (7-DAY ROLLING AVERAGE)	TOTAL DEATHS	NEW DEATHS (7-DAY ROLLING AVERAGE)	CASE FATALITY RATE	CUMULATIVE CASES/ 100,000	NUMBER OF TESTS LAST 14 DAYS/ 100,000	CUMULATIVE VACCINATED	CUMULATIVE FULLY VACCINATED	FULLY VACCINATED / 100
ASEAN REGION	Brunei	10-Mar-20	22-Sep-21	5,586	- (130)	31	- (1)	0.6%	1,289		253,855	161,683	36.6
	Cambodia	27-Jan-20	23-Sep-21	106,619	638 (640)	2,176	22 (14)	2.0%	647	4,305	12,666,817	10,624,382	62.7
	Indonesia	02-Mar-20	23-Sep-21	4,201,559	2,881 (2,893)	141,114	160 (171)	3.4%	1,553	865	82,113,788	46,496,177	16.8
	Lao PDR	24-Mar-20	23-Sep-21	20,646	694 (370)	16	-	0.1%	288	751	2,799,549	1,909,360	25.9
	Malaysia	25-Jan-20	23-Sep-21	2,156,678	13,754 (15,275)	24,565	- (316)	1.1%	6,750	-	22,351,561	18,986,347	57.9

	Myanmar	23-Mar-20	23-Sep-21	453,407	1,744 (1,809)	17,343	77 (68)	3.8%	839	348	5,530,365	3,471,251	6.3
	Philippines	30-Jan-20	23-Sep-21	2,434,753	17,334 (18,652)	37,405	177 (198)	1.5%	2,252	663	18,697,647	23,282,540	21.0
	Singapore	23-Jan-20	23-Sep-21	81,356	1,457 (1,060)	68	3 (10)	0.1%	1,426	15,964	4,669,197	4,558,026	77.3
	Thailand	13-Jan-20	23-Sep-21	1,524,613	13,256 (12,911)	15,884	131 (133)	1.0%	2,190	136	29,501,110	15,899,158	22.7
	Vietnam	23-Jan-20	23-Sep-21	728,435	9,472 (10,911)	18,017	236 (227)	2.5%	755	1,330	28,745,680	6,930,160	7.1
				11,592,374	61,620	254,563	1,121	2.2%					

- **219,862,632 confirmed cases** of COVID-19 have been reported in **222 countries/states** (other than China, Hong Kong, Taiwan, Macau, and ASEAN countries):

REGION	COUNTRY	FIRST CONFIRMED CASE(S)	LATEST REPORT ON CONFIRMED CASE(S)	TOTAL CONFIRMED CASES	NEW CASES	TOTAL DEATHS	NEW DEATHS	CASE FATALITY RATE	CUMULATIVE CASES/ 100,000	NUMBER OF TESTS LAST 14 DAYS/ 100,000	CUMULATIVE IMMUNIZED	CUMULATIVE FULLY VACCINATED	FULLY VACCINATED/ 100
ASIA PACIFIC	Japan	16 Jan 2020	23-Sep-21	1,688,917	3,604	17,319	49	1.0%	1,338	778	85,134,310	69,837,576	55.4
	South Korea	20 Jan 2020	23-Sep-21	292,699	1,716	2,427	8	0.8%	566	860	36,570,105	22,204,741	43.3
	Nepal	24 Jan 2020	23-Sep-21	788,769	941	11,072	13	1.4%	2,757	365	6,262,780	5,752,853	19.4
	Australia	25 Jan 2020	23-Sep-21	92,204	1,813	1,196	10	1.3%	359	10,830	15,426,525	10,018,707	38.9
	Sri Lanka	27 Jan 2020	23-Sep-21	510,040	1,368	12,448	72	2.4%	2,339	522	13,906,987	11,203,890	52.1
	India	30 Jan 2020	23-Sep-21	33,593,492	31,398	446,399	318	1.3%	2,459	1,230	615,659,928	211,638,045	15.2
	Afghanistan	24 Feb 2020	23-Sep-21	154,960	160	7,198	4	4.6%	407		773,002	430,744	1.1
	Pakistan	26 Feb 2020	23-Sep-21	1,232,595	2,357	27,432	58	2.2%	569	330	56,229,457	25,493,964	11.3
	New Zealand	28 Feb 2020	23-Sep-21	4,135	16	27	-	0.7%	84	3,409	3,171,029	1,696,789	34.9
	Bhutan	05 Mar 2020	21-Sep-21	2,599	-	3	-	0.1%	341	2,809	567,220	478,897	61.4
	Maldives	07 Mar 2020	23-Sep-21	84,103	86	229	-	0.3%	15,840	9,174	391,309	333,662	61.4
	Bangladesh	08 Mar 2020	23-Sep-21	1,548,320	1,144	27,337	24	1.8%	950	180	23,164,422	15,352,014	9.2
	Mongolia	10 Mar 2020	23-Sep-21	287,317	3,361	1,159	13	0.4%	8,909	41,750	2,249,607	2,124,584	63.8
	Turkey	10 Mar 2020	23-Sep-21	6,960,297	27,844	62,524	217	0.9%	8,343	4,367	53,076,143	42,774,152	50.3
	French Polynesia	12 Mar 2020	23-Sep-21	46,121	-	606	-	1.3%	16,514		150,277	131,903	46.7
Guam	15 Mar 2020	22-Sep-21	13,997	-	182	-	1.3%	8,367		125,068	110,118	66.4	
New Caledonia	17 Mar 2020	23-Sep-21	5,282	555	57	8	1.1%	1,835		127,322	79,462	27.6	
Fiji	18 Mar 2020	23-Sep-21	50,447	177	583	4	1.2%	5,669	-	587,948	387,320	42.9	

	Papua New Guinea	21 Mar 2020	23-Sep-21	19,182	113	217	5	1.1%	219	-	114,419	40,291	0.4
	Timor Leste	21 Mar 2020	23-Sep-21	19,264	58	109	1	0.6%	1,490	234	420,827	247,183	18.4
	Northern Mariana Islands	28 Mar 2020	28-May-21	183	-	2	-	1.1%	320		35,607	33,837	59.5
	North Korea	24 Jul 2020	25-Jul-20	1	-	-	-	0.0%	0				
	Solomon Islands	03 Oct 2020	16-Apr-21	20	-	-	-	0.0%	3		74,573	23,171	3.3
	Wallis et Futuna	17 Oct 2020	06-May-21	445	-	7	-	1.6%	2,777		5,215	5,016	45.2
	Marshall Islands	26 Oct 2020	17-Nov-20	4	-	-	-	0.0%	7		22,530	19,596	33.6
	Vanuatu	11 Nov 2020	21-Apr-21	4	-	1	-	25.0%	1		42,840	14,344	4.6
	Samoa	18 Nov 2020	12-Feb-21	3	-	-	-	0.0%	2		99,163	50,268	25.1
	Micronesia	11 Jan 2021	11-Jan-21	1	-	-	-	0.0%	1		44,007	37,260	36.0
	Palau	31 May 2021	16-Sep-21	5	-	-	-	0.0%	28		17,608	15,267	85.3
AMERICAS	USA	21 Jan 2020	23-Sep-21	43,489,798	84,921	701,123	1,375	1.6%	13,249	3,029	212,545,360	182,387,840	54.2
	Canada	25 Jan 2020	23-Sep-21	1,591,676	2,087	27,559	22	1.7%	4,188	2,786	28,854,095	26,556,303	69.8
	Brazil	26 Feb 2020	22-Sep-21	21,300,631	-	592,604	-	2.8%	10,059	-	147,173,307	82,276,982	38.5
	Mexico	28 Feb 2020	22-Sep-21	3,597,168	-	273,391	-	7.6%	2,820	123	62,692,366	42,715,579	32.8
	Saint Martin	01 Mar 2020	16-Sep-21	3,646	-	47	-	1.3%	9,594				
	Ecuador	01 Mar 2020	20-Sep-21	507,020	-	32,666	-	6.4%	2,918	103	11,039,941	9,773,765	54.6
	Dominican Republic	01 Mar 2020	23-Sep-21	356,321	279	4,031	-	1.1%	3,318	445	6,002,963	4,839,454	44.2
	Chile	03 Mar 2020	23-Sep-21	1,649,409	859	37,410	31	2.3%	8,703	2,728	14,779,629	14,048,087	73.1
	Argentina	03 Mar 2020	23-Sep-21	5,246,998	1,733	114,772	88	2.2%	11,676	458	29,157,102	20,602,871	45.2
	Peru	05 Mar 2020	22-Sep-21	2,169,427	-	199,108	-	9.2%	6,673	-	14,141,325	9,337,618	28.0
	Costa Rica	06 Mar 2020	22-Sep-21	515,931	-	6,128	-	1.2%	10,221	977	3,274,461	2,003,946	39.0
	Colombia	06 Mar 2020	22-Sep-21	4,945,203	-	126,006	-	2.5%	9,824	967	25,166,351	16,159,636	31.5
	French Guiana	06 Mar 2020	21-Sep-21	38,965	-	248	-	0.6%	19,930				
	Martinique	06 Mar 2020	21-Sep-21	40,545	-	582	-	1.4%	9,366				
	Paraguay	07 Mar 2020	22-Sep-21	459,720	-	16,138	-	3.5%	6,526	313	2,550,991	1,850,231	25.6
Panama	10 Mar 2020	22-Sep-21	465,147	-	7,183	-	1.5%	10,954	1,585	2,903,867	2,181,122	49.8	
Bolivia	10 Mar 2020	22-Sep-21	497,984	-	18,681	-	3.8%	4,325	394	4,202,768	3,083,818	26.1	

Honduras	11 Mar 2020	22-Sep-21	361,527	-	9,627	-	2.7%	3,709		5,034,639	1,992,167	19.8
Cuba	11 Mar 2020	23-Sep-21	832,286	6,935	7,048	70	0.8%	7,344	-	8,537,572	4,655,726	41.1
Guyana	11 Mar 2020	22-Sep-21	30,186	-	740	-	2.5%	3,856		346,529	179,115	22.7
Jamaica	12 Mar 2020	23-Sep-21	81,394	435	1,809	6	2.2%	2,761	691	515,281	219,244	7.4
St Vincent and the Grenadines	12 Mar 2020	21-Sep-21	2,964	-	17	-	0.6%	2,680		19,718	12,896	11.6
Saint Lucia	13 Mar 2020	22-Sep-21	10,852	-	169	-	1.6%	5,937		43,946	29,792	16.2
Trinidad and Tobago	13 Mar 2020	22-Sep-21	49,111	-	1,432	-	2.9%	3,521	743	562,582	470,075	33.5
Venezuela	13 Mar 2020	22-Sep-21	358,462	-	4,346	-	1.2%	1,257		6,822,809	4,271,397	14.9
Guatemala	13 Mar 2020	23-Sep-21	542,024	4,037	13,241	56	2.4%	3,264	646	4,215,713	2,120,285	11.6
Uruguay	13 Mar 2020	22-Sep-21	388,068	-	6,049	-	1.6%	11,210	3,007	2,722,984	2,561,263	73.5
Curacao	13 Mar 2020	23-Sep-21	16,254	38	158	-	1.0%	10,318		97,531	88,688	53.8
Puerto Rico	13 Mar 2020	22-Sep-21	179,593	-	3,105	-	1.7%	5,623		2,509,427	2,210,461	69.2
Suriname	13 Mar 2020	22-Sep-21	38,769	-	825	-	2.1%	6,669		221,284	164,141	27.7
Antigua and Barbuda	13 Mar 2020	22-Sep-21	2,625	-	57	-	2.2%	2,703	-	45,099	36,816	37.3
Guadeloupe	13 Mar 2020	22-Sep-21	53,140	-	690	-	1.3%	11,995				
Cayman Islands	13 Mar 2020	22-Sep-21	791	-	2	-	0.3%	1,218		54,796	50,901	76.6
Aruba	14 Mar 2020	21-Sep-21	15,305	-	159	-	1.0%	14,396		80,907	74,212	69.2
Bahamas	15 Mar 2020	20-Sep-21	20,288	-	512	-	2.5%	5,209		105,753	73,901	18.6
US Virgin Islands	16 Mar 2020	22-Sep-21	6,557	-	69	-	1.1%	6,149		53,294	45,926	43.9
Sint Maarten	17 Mar 2020	22-Sep-21	4,161	-	61	-	1.5%	10,215		25,672	23,487	54.1
Montserrat	17 Mar 2020	19-Sep-21	33	-	1	-	3.0%	353		1,472	1,384	27.8
Barbados	17 Mar 2020	23-Sep-21	7,065	161	63	1	0.9%	2,461		128,161	99,117	34.5
El Salvador	18 Mar 2020	22-Sep-21	102,024	-	3,152	-	3.1%	1,581	-	3,962,912	3,270,554	50.2
Nicaragua	18 Mar 2020	21-Sep-21	13,730	-	203	-	1.5%	210		490,472	278,633	4.2
Bermuda	18 Mar 2020	22-Sep-21	4,800	-	45	-	0.9%	7,510		43,549	42,645	68.7
Haiti	19 Mar 2020	22-Sep-21	21,453	-	607	-	2.8%	190		42,899	18,987	0.2
Dominica	22 Mar 2020	21-Sep-21	3,134	-	11	-	0.4%	4,364		23,300	20,671	28.6
Grenada	22 Mar 2020	22-Sep-21	4,552	-	85	-	1.9%	4,064		30,783	20,827	18.4
Belize	23 Mar 2020	22-Sep-21	19,185	-	397	-	2.1%	4,915	1,563	184,603	104,848	25.9

	Turks and Caicos Islands	23 Mar 2020	21-Sep-21	2,813	-	22	-	0.8%	7,366		27,446	24,928	63.6
	Saint Kitts and Nevis	24 Mar 2020	22-Sep-21	1,762	-	10	-	0.6%	3,336	6,652	24,968	21,916	40.9
	British Virgin Islands	25 Mar 2020	08-Sep-21	2,642	-	37	-	1.4%	8,798		18,405	13,824	45.4
	Anguilla	26 Mar 2020	20-Sep-21	340	-	1	-	0.3%	2,565		9,498	9,067	60.0
	Caribbean Netherlands	01 Apr 2020	22-Sep-21	1,988	-	18	-	0.9%	11,037		19,109	16,736	63.3
	Falkland Islands	03 Apr 2020	01-Sep-21	67	-	-	-	0.0%	2,540		2,632	1,775	50.3
	Saint Pierre and Miquelon	05 Apr 2020	02-Sep-21	31	-	-	-	0.0%	442				
	Saint Barthelemy	25 Jul 2020	16-Sep-21	1,548	-	2	-	0.1%	18,320				
EUROPE	France	24 Jan 2020	23-Sep-21	6,977,722	6,229	116,371	62	1.7%	10,405		49,707,676	43,042,655	63.7
	Germany	27 Jan 2020	23-Sep-21	4,198,790	7,980	93,832	62	2.2%	5,051	1,193	56,104,699	52,869,011	63.0
	Finland	29 Jan 2020	23-Sep-21	138,068	474	1,062	-	0.8%	2,501	1,866	4,109,296	3,301,156	59.5
	Italy	30 Jan 2020	23-Sep-21	4,649,906	4,053	130,551	63	2.8%	7,712	4,733	44,545,874	40,093,778	66.4
	Russian Federation	31 Jan 2020	23-Sep-21	7,354,995	21,438	201,445	820	2.7%	5,094	3,493	47,285,157	41,282,768	28.3
	Spain	31 Jan 2020	23-Sep-21	4,943,855	3,031	86,185	99	1.7%	10,502	1,243	37,508,658	36,184,677	77.4
	Sweden	31 Jan 2020	23-Sep-21	1,148,641	762	14,772	5	1.3%	11,168		7,104,072	6,426,773	63.3
	United Kingdom of Great Britain	31 Jan 2020	23-Sep-21	7,565,867	35,764	135,803	182	1.8%	11,320	14,407	48,644,692	44,556,005	65.3
	Belgium	05 Feb 2020	23-Sep-21	1,229,236	2,554	25,533	9	2.1%	10,704	3,943	8,539,978	8,335,168	71.7
	Switzerland	25 Feb 2020	23-Sep-21	831,880	1,629	11,043	8	1.3%	9,701	3,967	5,357,746	4,635,506	53.2
	Austria	25 Feb 2020	23-Sep-21	730,403	1,707	10,943	10	1.5%	8,228	40,380	5,676,696	5,364,271	59.3
	Croatia	25 Feb 2020	23-Sep-21	396,470	1,373	8,554	15	2.2%	9,747	3,040	1,789,718	1,677,846	41.1
	Norway	26 Feb 2020	23-Sep-21	185,330	721	850	-	0.5%	3,465	3,224	4,089,598	3,568,964	65.3
	Romania	26 Feb 2020	23-Sep-21	1,172,981	7,095	35,964	113	3.1%	6,060	947	5,392,754	5,275,397	27.6
	Estonia	26 Feb 2020	23-Sep-21	151,881	589	1,339	4	0.9%	11,449	4,880	750,972	594,975	44.9
	Georgia	26 Feb 2020	23-Sep-21	602,065	1,653	8,711	47	1.4%	16,183	7,983	960,081	740,814	18.6
	North Macedonia	26 Feb 2020	23-Sep-21	188,635	522	6,539	28	3.5%	9,054	3,059	774,423	690,806	33.2
Greece	26 Feb 2020	23-Sep-21	641,022	2,101	14,606	31	2.3%	5,982	21,281	6,393,241	5,995,116	57.8	
Denmark	27 Feb 2020	23-Sep-21	355,944	341	2,638	4	0.7%	6,117	6,258	4,446,419	4,344,363	74.7	

San Marino	27 Feb 2020	20-Sep-21	5,419	-	90	-	1.7%	16,004		24,421	24,421	71.8
Lithuania	27 Feb 2020	23-Sep-21	321,243	1,962	4,866	17	1.5%	11,527	5,020	1,720,488	1,618,887	60.2
Netherlands	27 Feb 2020	23-Sep-21	1,991,628	1,823	18,144	12	0.9%	11,490	461	12,095,510	10,959,301	63.8
Azerbaijan	27 Feb 2020	23-Sep-21	477,587	1,178	6,394	24	1.3%	4,765	1,694	4,652,121	3,454,764	33.8
Belarus	28 Feb 2020	23-Sep-21	524,248	1,973	4,054	13	0.8%	5,538	2,891	1,751,254	1,455,251	15.4
Iceland	28 Feb 2020	23-Sep-21	11,594	36	33	-	0.3%	3,209	3,922	281,267	274,497	79.9
Ireland	28 Feb 2020	23-Sep-21	380,720	1,354	5,209	-	1.4%	7,705	5,444	3,755,964	3,625,372	72.8
Monaco	29 Feb 2020	23-Sep-21	3,300	1	33	-	1.0%	8,469		26,672	23,308	59.0
Czech Republic	01 Mar 2020	23-Sep-21	1,687,973	525	30,448	2	1.8%	15,820		6,056,268	5,917,968	55.2
Luxembourg	01 Mar 2020	23-Sep-21	77,688	-	835	-	1.1%	12,532	6,357	414,577	399,522	62.9
Armenia	01 Mar 2020	23-Sep-21	255,648	939	5,200	19	2.0%	8,643	2,265	237,454	129,325	4.4
Latvia	02 Mar 2020	23-Sep-21	152,693	776	2,669	4	1.7%	7,983	-	894,490	816,629	43.7
Portugal	02 Mar 2020	23-Sep-21	1,064,876	885	17,938	5	1.7%	10,369	5,058	8,906,055	8,579,502	84.4
Andorra	02 Mar 2020	23-Sep-21	15,156	3	130	-	0.9%	19,647	2,762	51,599	41,831	54.1
Liechtenstein	03 Mar 2020	23-Sep-21	3,436	7	60	-	1.7%	9,038	5,111	24,182	22,195	58.0
Ukraine	03 Mar 2020	23-Sep-21	2,370,425	7,866	55,284	123	2.3%	5,341	819	6,527,040	5,299,317	12.2
Slovenia	04 Mar 2020	23-Sep-21	287,278	1,011	4,521	7	1.6%	13,759	2,480	1,102,444	976,857	47.0
Hungary	04 Mar 2020	23-Sep-21	819,547	526	30,145	2	3.7%	8,388	1,443	5,869,259	5,600,425	58.1
Poland	04 Mar 2020	23-Sep-21	2,900,862	974	75,537	14	2.6%	7,640	1,036	19,712,418	19,320,780	51.1
Faroe Islands	04 Mar 2020	22-Sep-21	1,078	-	2	-	0.2%	2,215		37,765	35,869	73.1
Bosnia and Herzegovina	05 Mar 2020	23-Sep-21	230,212	852	10,379	26	4.5%	6,974	936	634,063	426,082	13.1
Gibraltar	05 Mar 2020	22-Sep-21	5,490	-	97	-	1.8%	16,290		39,872	39,463	117.1
Slovakia	06 Mar 2020	23-Sep-21	405,931	949	12,592	3	3.1%	7,443	4,118	2,426,453	2,233,962	40.9
Serbia	06 Mar 2020	23-Sep-21	893,023	6,480	7,926	41	0.9%	12,859	3,245	3,006,623	2,869,773	42.2
Vatican City	06 Mar 2020	17-Oct-20	27	-	-	-	0.0%	2,932				
Malta	07 Mar 2020	23-Sep-21	37,048	12	456	-	1.2%	7,370	-	419,333	418,710	81.4
Moldova	07 Mar 2020	23-Sep-21	286,536	1,215	6,649	17	2.3%	10,782	3,360	573,001	762,106	18.9
Bulgaria	08 Mar 2020	23-Sep-21	489,423	1,835	20,350	99	4.2%	7,016	3,316	1,089,066	1,290,434	18.7
Albania	09 Mar 2020	23-Sep-21	165,864	768	2,609	8	1.6%	5,811	-	923,771	741,819	25.8
Cyprus	09 Mar 2020	22-Sep-21	117,759	-	551	-	0.5%	9,825	52,224	592,186	545,946	61.5
Channel Islands	09 Mar 2020	23-Sep-21	1,542	12	21	2	1.4%	2,364		32,969	13,618	20.3

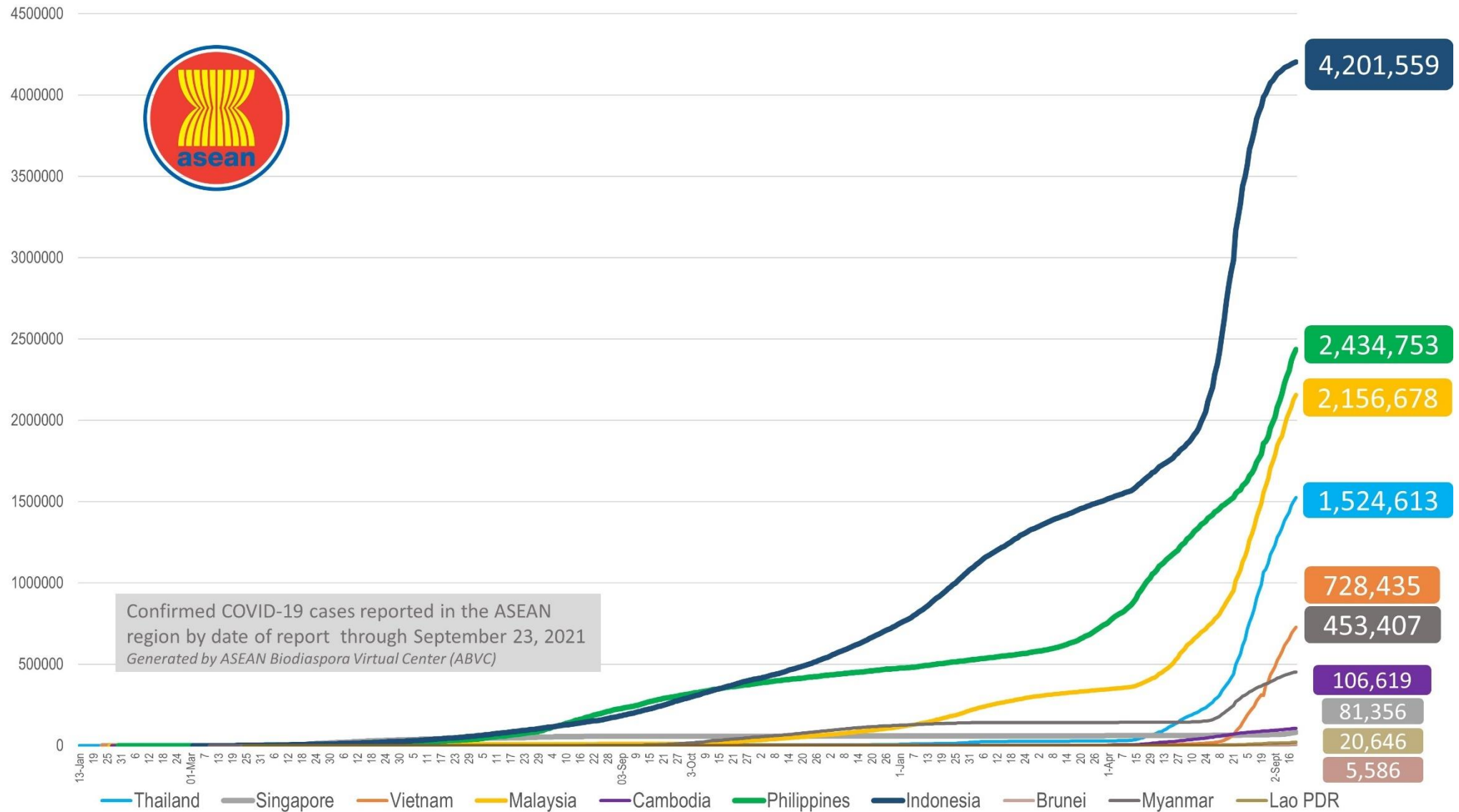
	Jersey	10 Mar 2020	23-Sep-21	9,885	22	78	-	0.8%	10,885		76,918	73,734	73.0
	Kazakhstan	13 Mar 2020	23-Sep-21	870,059	2,693	10,913	53	1.3%	4,699	-	7,372,086	6,247,031	32.9
	Kosovo	13 Mar 2020	23-Sep-21	159,445	160	2,907	5	1.8%	8,886				
	Uzbekistan	15 Mar 2020	23-Sep-21	170,520	531	1,207	4	0.7%	508		9,787,973	3,345,225	9.9
	Greenland	16 Mar 2020	23-Sep-21	541	13	-	-	0.0%	962		40,997	36,054	63.4
	Montenegro	17 Mar 2020	23-Sep-21	128,377	483	1,879	5	1.5%	20,635		233,663	206,420	32.9
	Kyrgyzstan	18 Mar 2020	23-Sep-21	178,036	95	2,595	-	1.5%	2,757		788,761	582,500	8.8
	Isle of Man	19 Mar 2020	23-Sep-21	7,300	35	38	-	0.5%	8,630		65,457	63,839	74.7
	Tajikistan	30 Apr 2020	13-Sep-21	17,084	-	124	-	0.7%	183		2,307,140	1,565,281	16.1
MIDDLE EAST	UAE	29 Jan 2020	23-Sep-21	733,972	329	2,083	3	0.3%	7,512	35,652	9,158,580	8,090,409	81.0
	Iran	19 Feb 2020	23-Sep-21	5,493,591	16,362	118,508	317	2.2%	6,626	1,721	29,526,662	13,961,491	16.4
	Israel	21 Feb 2020	23-Sep-21	1,253,724	6,091	7,602	10	0.6%	13,848	17,330	6,077,081	5,599,979	63.7
	Lebanon	21 Feb 2020	22-Sep-21	619,950	-	8,253	-	1.3%	9,043	-	1,535,076	1,243,953	18.4
	Kuwait	24 Feb 2020	23-Sep-21	411,358	42	2,443	1	0.6%	9,778	3,996	2,668,082	923,307	21.3
	Oman	24 Feb 2020	23-Sep-21	303,551	39	4,093	-	1.3%	6,102		2,810,262	1,826,224	35.0
	Bahrain	24 Feb 2020	23-Sep-21	274,614	90	1,389	1	0.5%	16,733	13,350	1,162,457	1,107,911	63.4
	Iraq	24 Feb 2020	23-Sep-21	1,987,352	2,953	21,993	44	1.1%	5,056	814	4,203,578	2,468,604	6.0
	Qatar	29 Feb 2020	23-Sep-21	236,016	109	604	-	0.3%	8,334	2,002	2,360,308	2,218,292	75.7
	Saudi Arabia	02 Mar 2020	23-Sep-21	546,792	57	8,684	5	1.6%	1,596	1,351	23,187,853	18,102,812	51.2
	Jordan	02 Mar 2020	23-Sep-21	817,487	913	10,645	8	1.3%	8,093	2,976	3,653,864	3,212,159	31.3
	Palestine	05 Mar 2020	23-Sep-21	422,310	2,083	4,248	12	1.0%	9,013		1,333,045	633,761	12.1
	Syria	22 Mar 2020	23-Sep-21	31,741	315	2,172	14	6.8%	186		285,087	248,862	1.4
	Yemen	10 Apr 2020	23-Sep-21	8,830	41	1,664	6	18.8%	30		308,025	14,909	0.1
AFRICA	Egypt	14 Feb 2020	22-Sep-21	298,988	-	17,043	-	5.7%	298		8,709,333	5,099,465	4.9
	Algeria	25 Feb 2020	23-Sep-21	202,283	161	5,748	9	2.8%	470		5,815,039	4,174,623	9.4
	Nigeria	28 Feb 2020	22-Sep-21	203,081	-	2,666	-	1.3%	101	56	4,474,172	1,780,853	0.8
	Tunisia	02 Mar 2020	23-Sep-21	702,503	683	24,654	20	3.5%	6,007	1,417	4,729,690	3,324,088	27.9
	Morocco	02 Mar 2020	23-Sep-21	925,507	1,583	14,076	36	1.5%	2,538	615	21,006,394	17,429,646	46.7
	Senegal	02 Mar 2020	23-Sep-21	73,706	14	1,853	4	2.5%	452	141	1,219,834	564,998	3.3
	South Africa	05 Mar 2020	23-Sep-21	2,892,081	2,783	86,655	155	3.0%	4,939	721	11,987,011	8,228,296	13.7
	Cameroon	06 Mar 2020	15-Sep-21	85,414	-	1,368	-	1.6%	330		370,319	82,017	0.3
	Togo	06 Mar 2020	23-Sep-21	24,986	84	216	-	0.9%	309	215	445,041	387,781	4.6
	Burkina Faso	09 Mar 2020	23-Sep-21	14,092	16	178	2	1.3%	69		166,160	102,268	0.5
	Democratic Republic of Congo	10 Mar 2020	19-Sep-21	56,463	-	1,068	-	1.9%	65		96,764	33,718	0.0
	Ivory Coast	11 Mar 2020	22-Sep-21	59,408	-	583	-	1.0%	231	162	1,193,877	273,400	1.0
	Reunion	11 Mar 2020	21-Sep-21	53,241	-	363	-	0.7%	6,853				

Ghana	13 Mar 2020	17-Sep-21	125,830	-	1,130	-	0.9%	414	-	865,422	758,160	2.4
Guinea	13 Mar 2020	21-Sep-21	30,318	-	375	-	1.2%	237		1,011,272	459,835	3.4
Gabon	13 Mar 2020	22-Sep-21	28,726	-	178	-	0.6%	1,322	984	100,884	76,508	3.4
Sudan	13 Mar 2020	22-Sep-21	38,077	-	2,881	-	7.6%	89		649,062	581,846	1.3
Kenya	13 Mar 2020	23-Sep-21	247,675	317	5,045	27	2.0%	471	-	2,543,876	865,141	1.6
Ethiopia	13 Mar 2020	23-Sep-21	338,306	1,544	5,291	37	1.6%	302	71	2,624,638	784,869	0.7
Central African Republic	14 Mar 2020	18-Sep-21	11,340	-	100	-	0.9%	239		140,492	9,901	0.2
Seychelles	14 Mar 2020	17-Sep-21	20,943	-	114	-	0.5%	21,452		77,311	71,091	71.9
Rwanda	14 Mar 2020	23-Sep-21	96,337	314	1,233	7	1.3%	763	1,298	1,836,045	1,368,758	10.3
Namibia	14 Mar 2020	23-Sep-21	127,071	36	3,488	10	2.7%	5,094	583	248,269	159,233	6.2
Swaziland	14 Mar 2020	23-Sep-21	45,633	55	1,209	5	2.6%	3,975		200,605	193,318	16.5
Mauritania	14 Mar 2020	22-Sep-21	35,661	-	768	-	2.2%	788	-	311,544	21,545	0.5
Mayotte	14 Mar 2020	23-Sep-21	20,205	7	177	1	0.9%	12,704				
Equatorial Guinea	15 Mar 2020	21-Sep-21	11,544	-	140	-	1.2%	851	1,004	219,233	162,602	11.2
Republic of Congo	15 Mar 2020	21-Sep-21	14,014	-	191	-	1.4%	260		215,561	114,344	2.0
Benin	16 Mar 2020	14-Sep-21	21,450	-	146	-	0.7%	182	-	152,699	21,405	0.2
Liberia	16 Mar 2020	20-Sep-21	5,915	-	283	-	4.8%	120		104,545	27,392	0.5
Tanzania	16 Mar 2020	10-Aug-21	1,367	-	50	-	3.7%	2		350,000	350,000	0.6
Somalia	16 Mar 2020	20-Sep-21	19,235	-	1,079	-	5.6%	125		241,945	148,196	0.9
Gambia	17 Mar 2020	19-Sep-21	9,900	-	334	-	3.4%	422	98	179,910	165,785	6.7
Zambia	17 Mar 2020	23-Sep-21	208,715	39	3,641	2	1.7%	1,169	365	311,049	291,947	1.5
Mauritius	18 Mar 2020	22-Sep-21	14,863	-	60	-	0.4%	1,174		846,158	787,794	61.9
Djibouti	18 Mar 2020	23-Sep-21	12,253	46	162	3	1.3%	1,259		41,142	26,087	2.6
Niger	19 Mar 2020	22-Sep-21	5,971	-	201	-	3.4%	26		404,246	87,492	0.4
Chad	19 Mar 2020	23-Sep-21	5,031	1	174	-	3.5%	32		98,213	24,839	0.2
Zimbabwe	20 Mar 2020	22-Sep-21	128,804	-	4,592	-	3.6%	879	250	2,992,048	2,131,474	14.1
Cape Verde	20 Mar 2020	22-Sep-21	37,240	-	332	-	0.9%	6,772		277,322	108,529	19.3
Madagascar	20 Mar 2020	13-Sep-21	42,898	-	958	-	2.2%	159	-	197,001	184,632	0.7
Uganda	21 Mar 2020	21-Sep-21	122,591	-	3,137	-	2.6%	277	74	1,643,067	415,486	0.9
Eritrea	21 Mar 2020	21-Sep-21	6,680	-	41	-	0.6%	188				
Angola	21 Mar 2020	22-Sep-21	53,387	-	1,434	-	2.7%	168		1,836,547	983,587	2.9
Mozambique	22 Mar 2020	23-Sep-21	150,370	90	1,907	1	1.3%	495	21	1,903,730	1,740,693	5.4
Libya	24 Mar 2020	23-Sep-21	335,055	1,006	4,569	9	1.4%	4,944		1,324,629	166,952	2.4
Guinea-Bissau	25 Mar 2020	21-Sep-21	6,093	-	133	-	2.2%	317		76,511	6,783	0.3
Mali	25 Mar 2020	23-Sep-21	15,123	20	547	-	3.6%	77		309,550	86,477	0.4
Botswana	30 Mar 2020	17-Sep-21	173,788	-	2,354	-	1.4%	7,544		380,093	226,606	9.5
Sierra Leone	31 Mar 2020	21-Sep-21	6,393	-	121	-	1.9%	82		181,065	40,045	0.5
Burundi	31 Mar 2020	22-Sep-21	17,056	-	14	-	0.1%	148				

Malawi	02 Apr 2020	23-Sep-21	61,453	20	2,269	1	3.7%	330	-	757,086	477,387	2.4
South Sudan	05 Apr 2020	21-Sep-21	11,847	-	121	-	1.0%	107	-	69,157	26,884	0.2
Sao Tome and Principe	06 Apr 2020	23-Sep-21	3,217	25	47	1	1.5%	1,496		51,447	14,095	6.3
Comoros	30 Apr 2020	21-Sep-21	4,110	-	147	-	3.6%	483		174,765	159,604	18.0
Lesotho	13May 2020	26-Aug-21	14,395	-	403	-	2.8%	677		249,173	238,727	11.1
			219,862,632	354,474	4,483,113	5,271	2.0%					

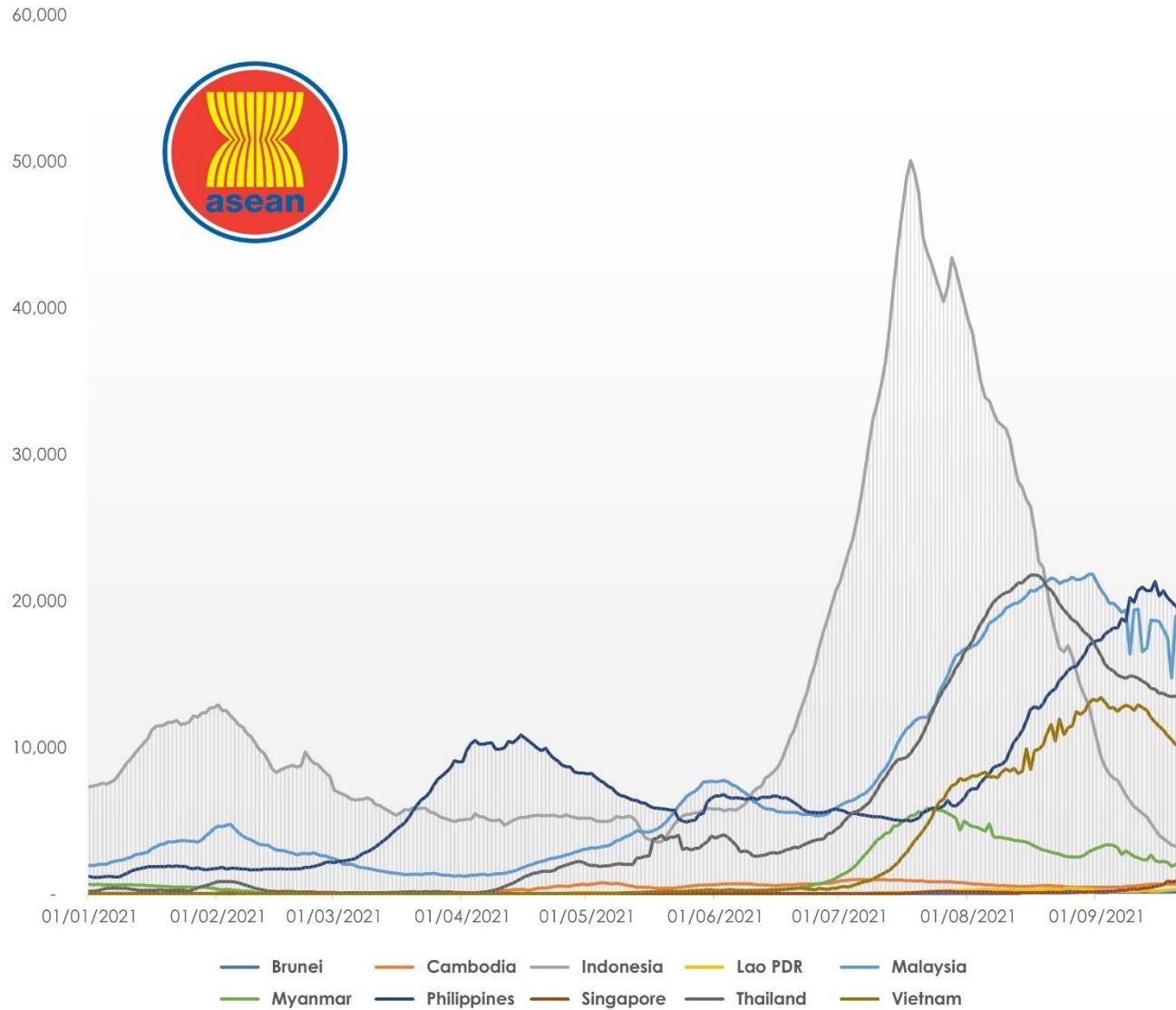
COVID-19 Epi curve among ASEAN Countries

as of 23 September 2021



7-Day Rolling Average of COVID-19 new cases

as of 23 September 2021

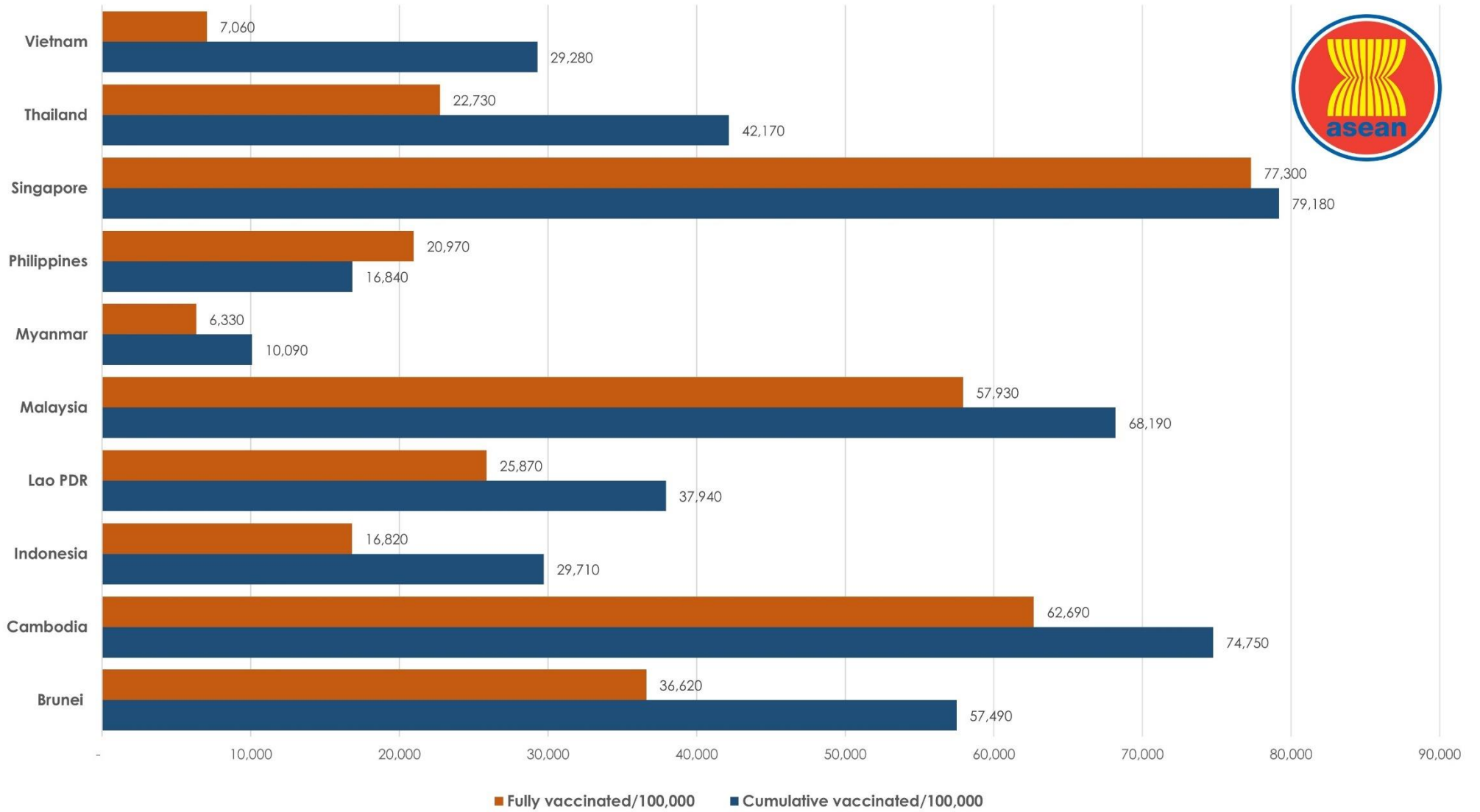


ASEAN Country	New Cases Rate of Change 7-Day Window*	P-value
Brunei	1.219	0.339
Cambodia	-3.781	0
Indonesia	-145.74	0
Lao PDR	20.189	0.003
Malaysia	-412.036	0.068
Myanmar	-72.541	0
Philippines	-307.173	0
Singapore	53.633	0.024
Thailand	-125.561	0.002
Vietnam	-121.378	0.044

*Beta coefficient of linear line of best fit; equal to the rate of change in the 7-day rolling average of new cases over the past 7 days (as of September 23, 2021)

COVID-19 Vaccination Status

as of 23 September 2021



Outlook Assessment

as of 21 September 2021

ASEAN MEMBER STATE	REQUIREMENT					
	At least 80% of the high-risk population has been vaccinated with at least one dose of a COVID-19 vaccine.		At least 65% of the total population has a level of immunity to COVID-19; either recovered from COVID-19 or have been vaccinated with at least one dose of a COVID-19 vaccine.		Case levels are generally low (a 7-day rolling average number of daily new cases that is <10 cases per 100,000, with each day's past-14-day test positivity is consistently <5%).	
	% of High risk population with one dose	Projected Completion Date <i>(moderate case scenario)</i>	% of Total population with one dose	Projected Completion Date <i>(moderate case scenario)</i>	Daily cases/100,000	Test positivity last 14 days
Brunei	>80.0	Aug 2021	57.9	Dec 2021	31.454	
Cambodia	>80.0	Jun 2021	79.3	Aug 2021	3.946	4.1
Indonesia	>80.0	Aug 2021	31.9	Jan 2022	1.148	2.7
Lao PDR	> 80.0	Aug 2021	41.6	Dec 2021	4.081	5.1
Malaysia	>80.0	Jul 2021	70.3	Sep 2021	52.088	
Myanmar	19.2	-	11.2	Sept 2022	3.520	9.6
Philippines	75.2	Oct 2021	19.5	Jan 2022	17.950	27.8
Singapore	>80.0	May 2021	>80.3	Jul 2021	16.098	0.5
Thailand	>80.0	Sept 2021	43.3	Nov 2021	19.197	30.6
Vietnam	72.3	Oct 2021	31.5	Nov 2021	10.719	4.2



Report generated by
ASEAN Biodiaspora Virtual Center (ABVC)
 in collaboration with **Bluedot Inc.**
 Email: support@biodiaspora.org

