

COVID-19: Highlights and Situation Overview

Global Update

- Worldwide, there have been over 259 million cases and over 5 million deaths attributed to COVID-19.
- The World Health Organization (WHO) said on November 23 (Tuesday) that Europe remains "in the firm grip" of COVID-19 and the death toll on the continent could top 2.2 million this winter if current trends continue. The WHO expects "high or extreme stress in intensive care units (ICUs) in 49 out of 53 countries between now and March 1, 2022. WHO said that COVID-19 is the leading cause of death across Europe and Central Asia, adding that the rise of figures in Europe was being driven by a combination of the highly-contagious Delta variant, insufficient vaccination coverage and the easing of measures such as mask wearing and physical distancing. According to the WHO data, COVID-related deaths increased last week to nearly 4,200 a day, doubling from 2,100 deaths a day at the end of September.

Regional Update

- Vietnam's Ministry of Health reported 11,132 new cases of COVID-19 on November 23 (Tuesday), the highest daily figure in over two months. Among the new cases, 6,010 were found in the community and six were imported, bringing the total number of cases nationwide to 1,143,967. Most of the community cases were detected in southern localities, including 1,204 in Ho Chi Minh City, 709 in Ba Ria, Vung Tau province, and 698 in Binh Duong province. The ministry noted that as of November 23, the country has registered over 1.1 million locally transmitted COVID-19 cases since the start of the current wave in late April.
- Indonesia has issued a ban on civil servants and workers in state-owned and private companies taking leave around Christmas and New Year, in a strong pre-emptive measure to avoid a COVID-19 flare-up. This will affect about 4.2 million civil servants and two million workers in the state-owned companies, and many more in private firms. In addition, any arts, cultural, and sports events are not allowed between December 24 and January 2 according to the domestic affairs ministry's decree uploaded on Tuesday (November 23). The decree stipulates that local transport authorities, civil security officers in each of the more than 500 cities and regencies are tasked to operate in their respective checkpoints, assisted by the police and the armed forces, during the holiday season.
- Laos' Ministry of Health has given approval to the State Enterprise Pharmaceutical Factory No. 3 to produce molnupiravir pills to serve treatment of COVID-19. The production of the medicine in Laos and its trials will be carried out under the supervision of the World Health Organization (WHO). As scheduled, the factory will start the production in December with the number of pills enough to treat about 1,000 COVID-19 patients. A representative of the factory said that the pilot programme will target people aged 18-65 who have mild or moderate symptoms of COVID-19 and are in the early stages of the disease. To qualify for treatment, individuals must not show signs of pneumonia or oxygen shortage and these individuals will be given pills over a period of five days.

Vaccine Update

- Pfizer and BioNTech stated that their COVID-19 vaccine remained 100% effective in children 12 to 15 years old, four months after the second dose. The company said that the new data, which involved 2,228 trial participants, will help support their applications for full approval in the United States and worldwide. No serious safety concerns were observed in individuals with at least six months of follow-up after the second dose. Among the 2,228 participants, there were 30 confirmed symptomatic COVID-19 cases without evidence of

prior infection, all in the placebo group. The efficacy of the vaccine was consistently high across gender, race, obesity levels and comorbidity status.

- Malaysia reported a total of 22,425,264 individuals or 95.8% of the adult population have completed the COVID-19 vaccination as of November 23. Based on the Health Ministry's CovidNow portal, 22,936,203 individuals or 98% of the adult population have received at least one dose of the vaccine. As for adolescents aged 12-17, 82.7% or 2,603,148 individuals have completed the vaccination, while 87.7% or 2,760,656 have received at least one dose of the vaccine. A total of 135,631 doses of the vaccine were dispensed yesterday (November 23), with 10,473 of the doses given as second dose, 5,233 doses to the first dose recipients and 119,925 as booster doses, bringing the cumulative number of vaccine doses administered under the National COVID-19 Immunization Programme (NIP) to 52,232,576.
- Laos' Ministry of Health's Centre of Information and Education for Health reported that 64.5% of adults in Laos have now been vaccinated against COVID-19. More than 3.6 million people in Laos have to date received the first jab, and over 3 million have been fully inoculated, or nearly 42% of the country's population. Six COVID-19 vaccines are being used in Laos and the country has begun vaccinating children aged 12-17 in a bid to promptly reopen schools nationwide after a long time of closure due to COVID-19.

Travel Advisories (new update/s)

- Malaysia: The overland Vaccinated Travel Lane (VTL) between Johor Baru and Singapore starting November 29 is only for fully vaccinated travellers on express buses, with an initial limit of 1,500 individuals per day. The land VTL will coincide with the start of the air VTL between Changi Airport and Kuala Lumpur International Airport. More than 4,000 travellers from Malaysia have already been approved to enter Singapore for air VTL. For land VTL, there will be 64 daily VTL bus trips between Malaysia and Singapore, 32 in each direction, with a maximum of 45 seated passengers per trip. All land VTL travellers must use the designated bus services. Those who arrive at the border via other means, such as private transport or by walking across the Causeway, will need to serve a seven-day stay-home notice even if they have been approved to travel via the land VTL. Singapore's Prime Minister's Office (PMO) said on Wednesday (November 24) that depending on the public health situation in both countries, the land VTL will be progressively expanded to include general travellers. The authorities are also working towards restoring quarantine-free travel between Singapore and Malaysia through the Tuas Second Link.

Cases and Deaths as of 24 November 2021

- As of 24 November 2021 (2PM, GMT+8), worldwide, there were **259,284,818** confirmed cases, including **5,187,943** deaths. Globally, Case Fatality Rate (CFR) was **2.0**.
- In **China**, there were **127,551** confirmed cases with **5,697** deaths, including deaths in Hong Kong (213) and Taiwan (848). Confirmed cases in China include confirmed cases in Hong Kong (12,411) and Taiwan (16,539). CFR was 4.5..*
- **13,870,871 confirmed cases** of COVID-19 have been reported in the ASEAN region with a total of **288,800 deaths**, with a CFR of **2.1**.

** Erratum on China data. Previous report, 22 November 2021, showed a marked increase in cases for China primarily because the data from Macau was inadvertently copied from another country. Today's report presents the corrected figures.*

REGION	COUNTRY	FIRST CONFIRMED CASE(S)	LATEST REPORT ON CONFIRMED CASE(S)	TOTAL CONFIRMED CASES	NEW CASES (7-DAY ROLLING AVERAGE)	TOTAL DEATHS	NEW DEATHS (7-DAY ROLLING AVERAGE)	CASE FATALITY RATE	CUMULATIVE CASES/100,000	NUMBER OF TESTS LAST 14 DAYS/100,000	CUMULATIVE VACCINATED	CUMULATIVE FULLY VACCINATED	FULLY VACCINATED / 100
ASEAN REGION	Brunei	10-Mar-20	23-Nov-21	14,701	71 (59)	96	-	0.7%	3,393		400,238	328,388	74.4
	Cambodia	27-Jan-20	23-Nov-21	119,943	39 (44)	2,909	4 (5)	2.4%	728	-	14,090,548	13,234,874	78.1
	Indonesia	02-Mar-20	23-Nov-21	4,253,992	394 (367)	143,753	9 (10)	3.4%	1,572	-	135,087,931	89,892,161	32.5
	Lao PDR	24-Mar-20	23-Nov-21	64,482	1,323 (1,165)	137	4 (4)	0.2%	899	521	3,251,958	2,776,646	37.6
	Malaysia	25-Jan-20	23-Nov-21	2,597,080	5,594 (5,745)	30,110	47 (49)	1.2%	8,129	2,927	25,643,556	24,979,622	76.2
	Myanmar	23-Mar-20	23-Nov-21	519,102	631 (627)	19,041	7 (11)	3.7%	960	-	14,692,607	9,561,157	17.5
	Philippines	30-Jan-20	23-Nov-21	2,827,820	967 (1,211)	47,482	194 (239)	1.7%	2,616	217	32,954,936	42,632,392	38.4
	Singapore	23-Jan-20	23-Nov-21	253,649	1,461 (2,054)	667	5 (10)	0.3%	4,447	-	5,071,148	5,012,181	91.9
	Thailand	13-Jan-20	23-Nov-21	2,076,135	5,126 (6,491)	20,487	53 (49)	1.0%	2,982	244	46,718,014	39,202,716	56.0
	Vietnam	23-Jan-20	23-Nov-21	1,143,967	- (8,491)	24,118	- (97)	2.1%	1,145	840	66,916,471	41,999,342	42.8
				13,870,871	15,606	288,800	323	2.1%					

- **245,325,528 confirmed cases** of COVID-19 have been reported in **223 countries/states** (other than China, Hong Kong, Taiwan, Macau, and ASEAN countries):

REGION	COUNTRY	FIRST CONFIRMED CASE(S)	LATEST REPORT ON CONFIRMED CASE(S)	TOTAL CONFIRMED CASES	NEW CASES	TOTAL DEATHS	NEW DEATHS	CASE FATALITY RATE	CUMULATIVE CASES/100,000	NUMBER OF TESTS LAST 14 DAYS/100,000	CUMULATIVE IMMUNIZED	CUMULATIVE FULLY VACCINATED	FULLY VACCINATED/100
ASIA PACIFIC	Japan	16 Jan 2020	21-Nov-21	1,725,975	143	18,258	-	1.1%	1,367	434	99,430,887	96,059,314	76.2
	South Korea	20 Jan 2020	21-Nov-21	415,425	3,114	3,274	30	0.8%	803	-	42,208,322	40,452,376	78.9
	Nepal	24 Jan 2020	21-Nov-21	819,019	232	11,496	1	1.4%	2,863	331	8,911,971	7,624,038	25.7
	Australia	25 Jan 2020	21-Nov-21	198,445	1,467	1,942	4	1.0%	774	6,572	19,779,653	18,309,411	71.0
	Sri Lanka	27 Jan 2020	21-Nov-21	556,437	737	14,127	19	2.5%	2,552	256	15,900,295	13,694,959	63.7
	India	30 Jan 2020	21-Nov-21	34,510,413	10,488	465,662	313	1.3%	2,526	978	765,364,845	398,320,160	28.6
	Afghanistan	24 Feb 2020	21-Nov-21	156,896	32	7,365	2	4.7%	412		3,530,173	3,188,609	8.0
	Pakistan	26 Feb 2020	21-Nov-21	1,281,872	313	28,659	4	2.2%	592	214	78,845,170	49,010,906	21.8
	New Zealand	28 Feb 2020	21-Nov-21	9,972	149	39	-	0.4%	203	6,545	3,838,939	3,502,536	68.4
	Bhutan	05 Mar 2020	19-Nov-21	2,632	-	3	-	0.1%	345	1,817	588,307	559,839	71.8
	Maldives	07 Mar 2020	21-Nov-21	90,725	124	248	-	0.3%	17,087	7,606	395,233	361,635	66.5
	Bangladesh	08 Mar 2020	21-Nov-21	1,574,088	199	27,953	7	1.8%	965	111	52,995,353	33,999,865	20.4
	Mongolia	10 Mar 2020	21-Nov-21	377,387	509	1,940	7	0.5%	11,701	2,643	2,258,631	2,147,034	64.5
Turkey	10 Mar 2020	21-Nov-21	8,571,554	21,177	75,042	195	0.9%	10,274	4,679	56,026,218	50,012,340	58.8	

	French Polynesia	12 Mar 2020	19-Nov-21	46,770	-	636	-	1.4%	16,746		159,343	153,474	54.3
	Guam	15 Mar 2020	20-Nov-21	19,065	-	262	-	1.4%	11,396		134,196	122,961	73.0
	New Caledonia	17 Mar 2020	21-Nov-21	11,871	8	276	2	2.3%	4,125		178,199	164,607	57.1
	Fiji	18 Mar 2020	19-Nov-21	52,453	-	695	-	1.3%	5,894	-	632,505	576,311	63.8
	Papua New Guinea	21 Mar 2020	18-Nov-21	34,022	-	484	-	1.4%	388	-	254,708	181,283	2.0
	Timor Leste	21 Mar 2020	20-Nov-21	19,819	-	122	-	0.6%	1,533	-	616,024	401,231	29.9
	Northern Mariana Islands	28 Mar 2020	19-Nov-21	431	-	3	-	0.7%	753		38,485	35,239	68.0
	North Korea	24 Jul 2020	25-Jul-20	1	-	-	-	0.0%	0				
	Solomon Islands	03 Oct 2020	16-Apr-21	20	-	-	-	0.0%	3		135,995	35,567	5.1
	Wallis et Futuna	17 Oct 2020	06-May-21	445	-	7	-	1.6%	2,777		5,988	5,870	52.9
	Marshall Islands	26 Oct 2020	17-Nov-20	4	-	-	-	0.0%	7		24,762	21,714	27.9
	Vanuatu	11 Nov 2020	24-Oct-21	6	-	1	-	16.7%	2		85,976	36,891	11.7
	Samoa	18 Nov 2020	12-Feb-21	3	-	-	-	0.0%	2		137,258	86,246	43.1
	Micronesia	11 Jan 2021	11-Jan-21	1	-	-	-	0.0%	1		47,480	41,747	40.8
	Palau	31 May 2021	08-Oct-21	8	-	-	-	0.0%	44		18,055	15,781	73.3
Tonga	05 Nov 2021	05-Nov-21	1	-					1		63,259	39,309	36.8
AMERICAS	USA	21 Jan 2020	21-Nov-21	48,565,372	7,143	793,562	23	1.6%	14,796	2,758	229,837,421	194,643,878	57.9
	Canada	25 Jan 2020	21-Nov-21	1,765,905	1,615	29,498	8	1.7%	4,646	2,380	30,142,460	28,833,278	75.7
	Brazil	26 Feb 2020	20-Nov-21	22,016,170	-	612,847	-	2.8%	10,397	2	162,436,791	128,481,994	60.0
	Mexico	28 Feb 2020	20-Nov-21	3,862,137	-	292,372	-	7.6%	3,027	100	75,785,054	64,131,916	49.2
	Saint Martin	01 Mar 2020	14-Nov-21	3,949	-	56	-	1.4%	10,392				
	Ecuador	01 Mar 2020	18-Nov-21	523,847	-	33,121	-	6.3%	3,015	-	12,918,843	10,467,328	58.5
	Dominican Republic	01 Mar 2020	21-Nov-21	402,731	817	4,186	-	1.0%	3,750	-	6,844,199	5,533,108	50.5
	Chile	03 Mar 2020	21-Nov-21	1,743,137	2,641	38,117	23	2.2%	9,198	4,047	16,752,572	15,853,872	82.5
	Argentina	03 Mar 2020	20-Nov-21	5,314,702	-	116,374	-	2.2%	11,827	-	36,105,691	28,379,784	62.2
	Peru	05 Mar 2020	20-Nov-21	2,222,879	-	200,833	-	9.0%	6,837	-	21,340,345	16,826,014	50.4
	Costa Rica	06 Mar 2020	19-Nov-21	565,548	-	7,251	-	1.3%	11,204	498	3,821,682	3,030,603	59.0

Colombia	06 Mar 2020	20-Nov-21	5,045,412	-	128,054	-	2.5%	10,023	962	34,369,897	23,405,714	45.7
French Guiana	06 Mar 2020	19-Nov-21	45,616	-	322	-	0.7%	23,332				
Martinique	06 Mar 2020	16-Nov-21	44,318	-	700	-	1.6%	10,237				
Paraguay	07 Mar 2020	20-Nov-21	462,242	-	16,355	-	3.5%	6,562	292	3,279,439	2,557,956	35.4
Panama	10 Mar 2020	20-Nov-21	475,835	-	7,352	-	1.5%	11,206	1,475	2,997,886	2,411,769	55.0
Bolivia	10 Mar 2020	21-Nov-21	529,075	668	19,062	11	3.6%	4,595	578	4,688,731	3,948,592	33.4
Honduras	11 Mar 2020	19-Nov-21	377,420	-	10,388	-	2.8%	3,873		3,987,966	3,928,749	39.0
Cuba	11 Mar 2020	21-Nov-21	960,802	330	8,295	2	0.9%	8,478	-	10,118,526	8,991,195	79.5
Guyana	11 Mar 2020	19-Nov-21	37,184	-	971	-	2.6%	4,750		394,094	266,127	33.7
Jamaica	12 Mar 2020	21-Nov-21	90,705	75	2,358	2	2.6%	3,077	359	644,420	490,610	16.5
St Vincent and the Grenadines	12 Mar 2020	19-Nov-21	5,391	-	73	-	1.4%	4,875	1,678	29,249	21,500	19.3
Saint Lucia	13 Mar 2020	20-Nov-21	12,902	-	278	-	2.2%	7,058		53,634	45,248	24.5
Trinidad and Tobago	13 Mar 2020	21-Nov-21	65,889	404	1,967	20	3.0%	4,723	-	637,017	634,513	45.2
Venezuela	13 Mar 2020	20-Nov-21	424,441	-	5,073	-	1.2%	1,488		13,858,057	9,271,857	32.3
Guatemala	13 Mar 2020	20-Nov-21	613,713	-	15,837	-	2.6%	3,696	194	5,683,520	3,786,255	20.8
Uruguay	13 Mar 2020	20-Nov-21	397,712	-	6,112	-	1.5%	11,489	-	2,776,031	2,638,669	75.7
Curacao	13 Mar 2020	20-Nov-21	17,303	-	176	-	1.0%	10,983		102,378	94,457	57.3
Puerto Rico	13 Mar 2020	20-Nov-21	187,321	-	3,261	-	1.7%	5,865		2,692,723	2,374,770	74.4
Suriname	13 Mar 2020	21-Nov-21	50,438	28	1,149	3	2.3%	8,676		255,589	214,655	36.3
Antigua and Barbuda	13 Mar 2020	20-Nov-21	4,135	-	108	-	2.6%	4,258	-	60,789	54,698	55.4
Guadeloupe	13 Mar 2020	18-Nov-21	55,147	-	746	-	1.4%	12,449				
Cayman Islands	13 Mar 2020	19-Nov-21	5,532	-	4	-	0.1%	8,518		57,357	55,157	83.0
Aruba	14 Mar 2020	21-Nov-21	16,202	8	173	-	1.1%	15,240		83,424	77,689	72.5
Bahamas	15 Mar 2020	18-Nov-21	22,655	-	671	-	3.0%	5,817	477	149,231	134,481	33.9
US Virgin Islands	16 Mar 2020	19-Nov-21	7,439	-	85	-	1.1%	6,976		59,473	51,784	48.7
Sint Maarten	17 Mar 2020	20-Nov-21	4,561	-	75	-	1.6%	11,197		26,640	24,515	56.5
Montserrat	17 Mar 2020	09-Oct-21	41	-	1	-	2.4%	439		1,531	1,417	28.5
Barbados	17 Mar 2020	20-Nov-21	23,623	-	206	-	0.9%	8,230		152,195	133,458	46.4
El Salvador	18 Mar 2020	19-Nov-21	118,041	-	3,751	-	3.2%	1,829	-	4,390,900	3,997,138	61.3

Nicaragua	18 Mar 2020	16-Nov-21	17,023	-	208	-	1.2%	260		1,249,238	563,164	8.4	
Bermuda	18 Mar 2020	19-Nov-21	5,715	-	106	-	1.9%	8,941		48,464	47,365	76.3	
Haiti	19 Mar 2020	19-Nov-21	24,768	-	711	-	2.9%	220		104,920	48,603	0.4	
Dominica	22 Mar 2020	20-Nov-21	5,642	-	35	-	0.6%	7,857		28,590	26,544	36.8	
Grenada	22 Mar 2020	19-Nov-21	5,866	-	200	-	3.4%	5,237		39,254	33,028	29.2	
Belize	23 Mar 2020	18-Nov-21	29,501	-	558	-	1.9%	7,558	5,293	226,060	187,697	46.4	
Turks and Caicos Islands	23 Mar 2020	19-Nov-21	3,076	-	23	-	0.7%	8,054		29,210	27,133	69.2	
Saint Kitts and Nevis	24 Mar 2020	20-Nov-21	2,766	-	28	-	1.0%	5,236	4,362	26,851	24,563	45.9	
British Virgin Islands	25 Mar 2020	06-Oct-21	2,725	-	37	-	1.4%	9,074		18,137	16,471	54.1	
Anguilla	26 Mar 2020	19-Nov-21	1,268	-	3	-	0.2%	9,567		9,906	9,160	60.6	
Caribbean Netherlands	01 Apr 2020	20-Nov-21	2,698	-	21	-	0.8%	14,979		19,109	16,736	63.3	
Falkland Islands	03 Apr 2020	04-Nov-21	72	-	-	-	0.0%	2,729		2,632	1,775	50.3	
Saint Pierre and Miquelon	05 Apr 2020	17-Nov-21	33	-	-	-	0.0%	471					
Saint Barthelemy	25 Jul 2020	14-Nov-21	1,595	-	6	-	0.4%	18,876					
EUROPE	France	24 Jan 2020	21-Nov-21	7,414,971	19,749	118,461	15	1.6%	11,057		51,644,678	46,587,994	69.0
	Germany	27 Jan 2020	21-Nov-21	5,393,496	36,860	99,613	60	1.8%	6,488	1,933	58,580,138	56,493,326	67.3
	Finland	29 Jan 2020	19-Nov-21	174,823	-	1,249	-	0.7%	3,167	2,651	4,266,460	3,985,173	71.8
	Italy	30 Jan 2020	21-Nov-21	4,925,688	9,707	133,177	46	2.7%	8,169	9,221	46,975,851	44,039,915	73.0
	Russian Federation	31 Jan 2020	21-Nov-21	9,331,158	36,970	264,095	1,252	2.8%	6,463	5,239	63,496,542	53,578,117	36.7
	Spain	31 Jan 2020	19-Nov-21	5,080,663	-	87,810	-	1.7%	10,792	1,305	38,209,702	37,519,860	80.3
	Sweden	31 Jan 2020	18-Nov-21	1,188,735	-	15,110	-	1.3%	11,557		7,289,691	6,992,273	68.8
	United Kingdom of Great Britain	31 Jan 2020	21-Nov-21	9,845,492	39,458	143,927	61	1.5%	14,731	13,346	50,734,556	46,129,532	67.6
	Belgium	05 Feb 2020	20-Nov-21	1,581,500	-	26,568	-	1.7%	13,771	7,694	8,791,141	8,647,490	74.3
	Switzerland	25 Feb 2020	21-Nov-21	941,216	-	11,398	3	1.2%	10,976	4,755	5,806,371	5,649,764	64.8
	Austria	25 Feb 2020	21-Nov-21	1,056,613	14,042	12,015	22	1.1%	11,903	63,343	6,222,265	5,822,919	64.4
	Croatia	25 Feb 2020	21-Nov-21	570,380	4,262	10,303	60	1.8%	14,023	4,202	2,111,804	1,889,974	46.3
	Norway	26 Feb 2020	20-Nov-21	241,441	-	999	-	0.4%	4,515	2,747	4,225,203	3,785,677	69.3

Romania	26 Feb 2020	21-Nov-21	1,762,701	1,936	54,959	121	3.1%	9,106	2,067	7,507,373	7,117,567	37.2
Estonia	26 Feb 2020	21-Nov-21	217,381	837	1,735	7	0.8%	16,386	5,605	821,226	779,722	58.8
Georgia	26 Feb 2020	21-Nov-21	812,246	3,357	11,498	76	1.4%	21,832	-	1,111,828	978,208	24.6
North Macedonia	26 Feb 2020	21-Nov-21	212,220	389	7,436	18	3.5%	10,186	8,198	878,424	787,837	37.8
Greece	26 Feb 2020	21-Nov-21	878,920	4,108	17,313	76	2.0%	8,202	37,940	6,903,597	6,512,821	62.8
Denmark	27 Feb 2020	21-Nov-21	450,091	3,415	2,810	3	0.6%	7,735	8,173	4,535,368	4,436,345	76.3
San Marino	27 Feb 2020	14-Nov-21	5,654	-	92	-	1.6%	16,698		25,284	22,335	65.7
Lithuania	27 Feb 2020	21-Nov-21	455,558	1,359	6,521	27	1.4%	16,347	5,679	1,852,148	1,763,433	65.6
Netherlands	27 Feb 2020	21-Nov-21	2,442,286	20,643	18,966	11	0.8%	14,091	2,315	13,171,394	12,618,582	73.5
Azerbaijan	27 Feb 2020	21-Nov-21	573,974	1,889	7,624	25	1.3%	5,726	1,336	5,047,093	4,519,516	44.2
Belarus	28 Feb 2020	21-Nov-21	640,206	1,804	4,948	16	0.8%	6,763	4,366	3,259,591	2,425,501	25.7
Iceland	28 Feb 2020	19-Nov-21	16,435	-	34	-	0.2%	4,549	8,767	284,528	280,052	81.6
Ireland	28 Feb 2020	21-Nov-21	528,964	4,181	5,609	-	1.1%	10,705	6,878	3,841,607	3,773,157	75.7
Monaco	29 Feb 2020	21-Nov-21	3,554	2	36	-	1.0%	9,121		26,672	23,308	59.0
Czech Republic	01 Mar 2020	21-Nov-21	1,995,291	14,442	32,079	74	1.6%	18,701		6,507,226	6,248,339	58.3
Luxembourg	01 Mar 2020	19-Nov-21	85,960	-	862	-	1.0%	13,867	5,541	441,243	418,437	65.9
Armenia	01 Mar 2020	21-Nov-21	334,075	492	7,278	25	2.2%	11,295	3,802	645,035	278,495	9.4
Latvia	02 Mar 2020	21-Nov-21	246,116	493	3,950	10	1.6%	12,867	7,254	1,249,662	1,135,962	60.9
Portugal	02 Mar 2020	21-Nov-21	1,122,283	2,499	18,321	11	1.6%	10,928	3,972	9,053,901	8,925,907	87.8
Andorra	02 Mar 2020	19-Nov-21	16,086	-	130	-	0.8%	20,852	4,499	54,999	49,535	64.0
Liechtenstein	03 Mar 2020	21-Nov-21	4,144	55	61	-	1.5%	10,900	5,400	25,578	24,826	64.9
Ukraine	03 Mar 2020	21-Nov-21	3,332,943	10,635	81,272	377	2.4%	7,509	1,385	12,805,744	9,784,545	22.5
Slovenia	04 Mar 2020	21-Nov-21	400,685	2,246	5,061	17	1.3%	19,190	4,290	1,220,991	1,138,530	54.8
Hungary	04 Mar 2020	19-Nov-21	998,488	-	32,780	-	3.3%	10,220	4,863	6,017,807	5,788,775	60.1
Poland	04 Mar 2020	21-Nov-21	3,345,388	18,924	80,822	41	2.4%	8,810	3,435	20,619,823	20,264,284	53.6
Faroe Islands	04 Mar 2020	20-Nov-21	3,169	-	12	-	0.4%	6,510		40,205	38,142	77.8
Bosnia and Herzegovina	05 Mar 2020	19-Nov-21	268,572	-	12,219	-	4.5%	8,136	1,375	833,233	720,641	22.1
Gibraltar	05 Mar 2020	21-Nov-21	6,920	29	98	-	1.4%	20,534		40,787	39,815	118.2
Slovakia	06 Mar 2020	21-Nov-21	610,140	7,727	13,861	43	2.3%	11,187	10,247	2,564,688	2,331,006	42.7
Serbia	06 Mar 2020	21-Nov-21	1,233,057	2,081	11,225	59	0.9%	17,755	2,628	3,234,195	3,080,133	44.8
Vatican City	06 Mar 2020	17-Oct-20	27	-	-	-	0.0%	2,932				

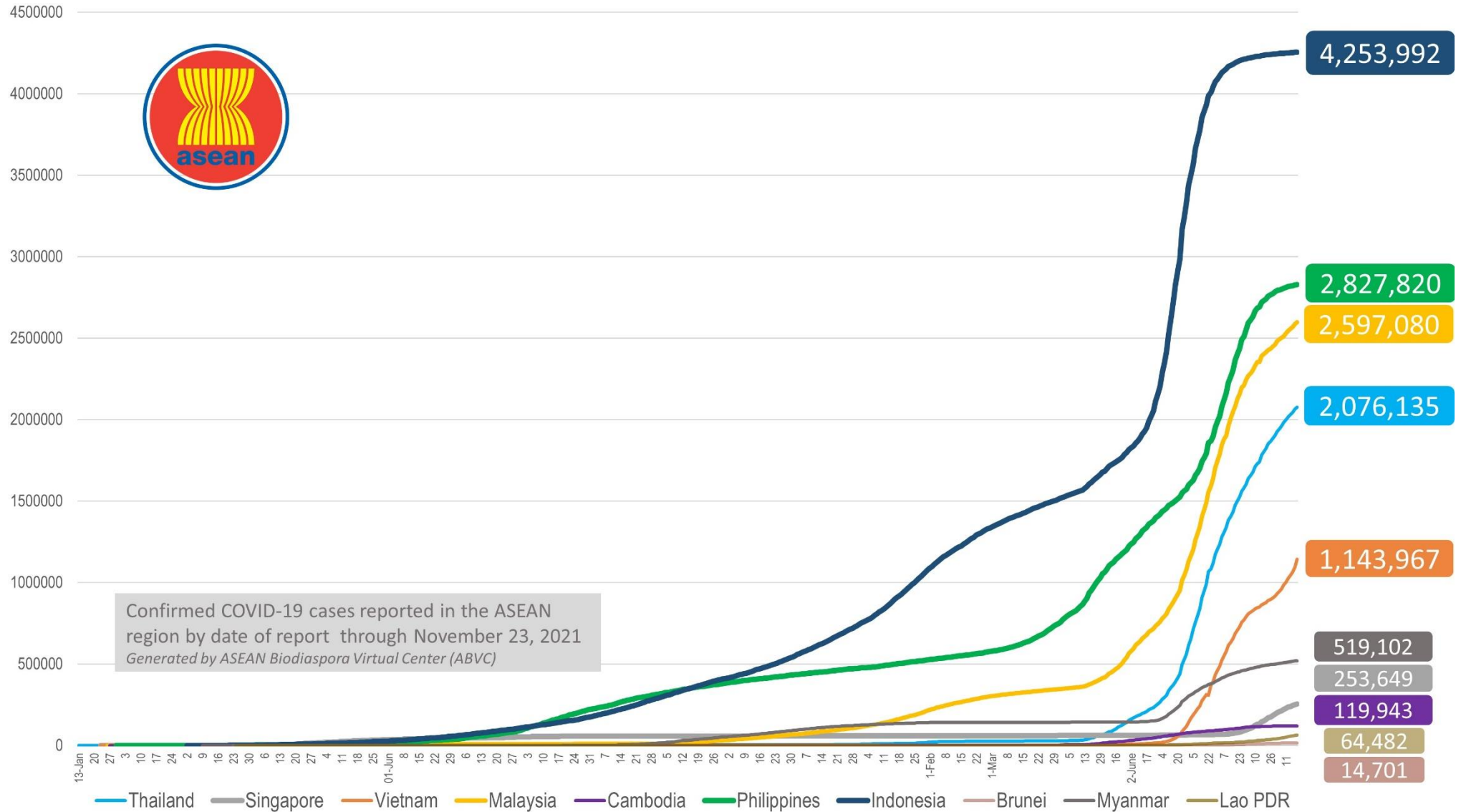
	Malta	07 Mar 2020	21-Nov-21	38,709	122	463	-	1.2%	7,701	4,793	434,315	431,232	83.6
	Moldova	07 Mar 2020	21-Nov-21	358,202	371	8,834	35	2.5%	13,478	5,145	884,590	915,802	22.8
	Bulgaria	08 Mar 2020	20-Nov-21	672,555	-	27,180	-	4.0%	9,641	6,808	1,532,911	1,690,821	24.5
	Albania	09 Mar 2020	20-Nov-21	195,988	-	3,035	-	1.5%	6,867	-	1,055,690	936,539	32.6
	Cyprus	09 Mar 2020	20-Nov-21	129,888	-	590	-	0.5%	10,837	51,949	612,550	576,530	64.3
	Channel Islands	09 Mar 2020	19-Nov-21	2,995	-	23	-	0.8%	4,592	-	32,969	13,618	21.5
	Jersey	10 Mar 2020	19-Nov-21	12,697	-	80	-	0.6%	13,982	-	79,346	74,906	74.1
	Kazakhstan	13 Mar 2020	21-Nov-21	963,828	1,047	12,551	14	1.3%	5,206	-	8,620,968	7,929,289	41.7
	Kosovo	13 Mar 2020	21-Nov-21	160,999	7	2,982	1	1.9%	8,973	-	-	-	-
	Uzbekistan	15 Mar 2020	21-Nov-21	191,334	212	1,375	2	0.7%	570	-	16,153,695	5,882,086	17.3
	Greenland	16 Mar 2020	19-Nov-21	1,129	-	-	-	0.0%	2,008	-	40,125	37,258	65.5
	Montenegro	17 Mar 2020	21-Nov-21	154,758	294	2,245	6	1.5%	24,875	-	269,436	251,325	40.0
	Kyrgyzstan	18 Mar 2020	21-Nov-21	182,833	53	2,723	3	1.5%	2,832	-	1,071,066	847,420	12.8
	Isle of Man	19 Mar 2020	21-Nov-21	10,610	52	66	-	0.6%	12,544	-	68,208	64,761	75.8
	Tajikistan	30 Apr 2020	20-Nov-21	17,095	-	124	-	0.7%	183	-	2,788,171	2,271,153	23.3
MIDDLE EAST	UAE	29 Jan 2020	21-Nov-21	741,433	63	2,144	-	0.3%	7,588	21,504	9,801,529	8,832,256	88.4
	Iran	19 Feb 2020	21-Nov-21	6,077,438	4,340	128,956	104	2.1%	7,330	1,564	55,576,533	42,183,468	49.6
	Israel	21 Feb 2020	21-Nov-21	1,340,435	351	8,176	22	0.6%	14,806	9,835	6,264,267	5,762,489	62.0
	Lebanon	21 Feb 2020	20-Nov-21	658,467	-	8,635	-	1.3%	9,605	-	1,866,557	1,639,836	24.2
	Kuwait	24 Feb 2020	21-Nov-21	413,137	17	2,464	-	0.6%	9,820	4,394	1,452,148	923,307	21.3
	Oman	24 Feb 2020	21-Nov-21	304,492	4	4,113	-	1.4%	6,120	-	3,089,635	2,733,021	52.3
	Bahrain	24 Feb 2020	21-Nov-21	277,389	41	1,394	-	0.5%	16,902	10,475	1,185,455	1,152,538	65.9
	Iraq	24 Feb 2020	21-Nov-21	2,074,419	584	23,665	23	1.1%	5,277	455	6,732,542	4,073,479	9.9
	Qatar	29 Feb 2020	21-Nov-21	242,087	118	611	-	0.3%	8,548	-	2,360,308	2,218,292	75.7
	Saudi Arabia	02 Mar 2020	21-Nov-21	549,479	36	8,824	1	1.6%	1,603	1,314	24,492,088	22,192,521	62.8
	Jordan	02 Mar 2020	21-Nov-21	914,849	3,579	11,361	14	1.2%	9,056	4,387	4,074,863	3,667,344	35.7
	Palestine	05 Mar 2020	21-Nov-21	458,448	175	4,779	5	1.0%	9,785	-	1,876,152	1,321,529	25.3
	Syria	22 Mar 2020	20-Nov-21	47,091	-	2,699	-	5.7%	276	-	823,249	722,839	4.0
	Yemen	10 Apr 2020	20-Nov-21	9,955	-	1,938	-	19.5%	34	-	534,259	349,292	1.2
AFRICA	Egypt	14 Feb 2020	20-Nov-21	349,513	-	19,872	-	5.7%	348	-	21,751,641	13,853,984	13.3
	Algeria	25 Feb 2020	21-Nov-21	208,952	113	6,021	4	2.9%	485	-	6,446,373	4,930,443	11.1
	Nigeria	28 Feb 2020	20-Nov-21	213,532	-	2,973	-	1.4%	106	24	5,947,322	3,306,380	1.6
	Tunisia	02 Mar 2020	20-Nov-21	716,183	-	25,340	-	3.5%	6,124	402	5,880,737	4,830,374	40.5
	Morocco	02 Mar 2020	21-Nov-21	948,923	93	14,761	-	1.6%	2,602	351	24,477,239	22,587,253	60.5
	Senegal	02 Mar 2020	21-Nov-21	73,968	3	1,883	-	2.5%	454	79	1,281,042	879,073	5.1
	South Africa	05 Mar 2020	21-Nov-21	2,929,862	687	89,574	2	3.1%	5,003	527	16,550,176	13,758,743	22.9

Cameroon	06 Mar 2020	11-Nov-21	106,190	-	1,770	-	1.7%	410		502,131	259,968	1.0
Togo	06 Mar 2020	20-Nov-21	26,205	-	243	-	0.9%	324	143	971,322	482,248	5.7
Burkina Faso	09 Mar 2020	16-Nov-21	15,514	-	265	-	1.7%	76		364,565	297,231	1.4
Democratic Republic of Congo	10 Mar 2020	19-Nov-21	57,880	-	1,104	-	1.9%	67		120,818	45,570	0.1
Ivory Coast	11 Mar 2020	20-Nov-21	61,577	-	702	-	1.1%	239	87	2,669,432	1,176,366	4.4
Reunion	11 Mar 2020	16-Nov-21	57,173	-	379	-	0.7%	7,359				
Ghana	13 Mar 2020	12-Nov-21	130,727	-	1,207	-	0.9%	430	-	2,527,761	839,770	2.7
Guinea	13 Mar 2020	09-Nov-21	30,715	-	387	-	1.3%	241		1,588,076	776,215	5.8
Gabon	13 Mar 2020	20-Nov-21	37,045	-	273	-	0.7%	1,705	1,544	148,798	108,176	4.8
Sudan	13 Mar 2020	24-Oct-21	40,433	-	3,099	-	7.7%	94		1,154,253	581,846	1.3
Kenya	13 Mar 2020	21-Nov-21	254,710	22	5,328	3	2.1%	484	-	3,963,035	2,348,714	4.3
Ethiopia	13 Mar 2020	21-Nov-21	370,200	155	6,682	10	1.8%	330	45	3,752,669	1,398,856	1.2
Central African Republic	14 Mar 2020	12-Nov-21	11,666	-	101	-	0.9%	246		362,174	321,858	6.5
Seychelles	14 Mar 2020	18-Nov-21	22,831	-	125	-	0.5%	23,386		81,669	77,467	78.3
Rwanda	14 Mar 2020	21-Nov-21	100,217	10	1,340	-	1.3%	794	1,098	5,227,250	2,857,430	21.5
Namibia	14 Mar 2020	18-Nov-21	129,076	-	3,567	-	2.8%	5,174	551	346,454	283,758	11.0
Swaziland	14 Mar 2020	21-Nov-21	46,487	1	1,248	-	2.7%	4,049		259,022	249,607	21.3
Mauritania	14 Mar 2020	20-Nov-21	38,583	-	816	-	2.1%	853	-	1,046,262	668,858	14.0
Mayotte	14 Mar 2020	19-Nov-21	20,860	-	185	-	0.9%	13,116				
Equatorial Guinea	15 Mar 2020	20-Nov-21	13,538	-	170	-	1.3%	998	656	246,407	196,448	13.6
Republic of Congo	15 Mar 2020	19-Nov-21	18,717	-	339	-	1.8%	348		464,855	126,867	2.2
Benin	16 Mar 2020	18-Nov-21	24,846	-	161	-	0.6%	211	-	304,596	265,501	2.1
Liberia	16 Mar 2020	12-Nov-21	5,818	-	287	-	4.9%	118		494,052	456,623	8.8
Tanzania	16 Mar 2020	17-Nov-21	26,227	-	727	-	2.8%	45		885,579	965,778	1.6
Somalia	16 Mar 2020	19-Nov-21	22,969	-	1,324	-	5.8%	149		589,128	564,612	3.5
Gambia	17 Mar 2020	13-Nov-21	9,986	-	341	-	3.4%	425	66	236,470	222,526	9.0
Zambia	17 Mar 2020	21-Nov-21	210,070	13	3,667	-	1.7%	1,176	261	806,611	628,655	3.3
Mauritius	18 Mar 2020	10-Nov-21	18,979	-	240	-	1.3%	1,499		913,744	878,510	69.0
Djibouti	18 Mar 2020	19-Nov-21	13,501	-	186	-	1.4%	1,387		70,081	26,087	2.6
Niger	19 Mar 2020	19-Nov-21	6,793	-	238	-	3.5%	29		506,083	456,958	1.8
Chad	19 Mar 2020	01-Nov-21	5,105	-	175	-	3.4%	32		175,171	67,080	0.4
Zimbabwe	20 Mar 2020	20-Nov-21	133,638	-	4,699	-	3.5%	912	215	3,651,820	2,744,192	18.2
Cape Verde	20 Mar 2020	20-Nov-21	38,324	-	350	-	0.9%	6,969		295,571	231,320	41.2
Madagascar	20 Mar 2020	10-Nov-21	43,672	-	964	-	2.2%	162	-	455,028	406,159	1.4
Uganda	21 Mar 2020	17-Nov-21	127,128	-	3,247	-	2.6%	287	117	3,838,439	912,983	1.9
Eritrea	21 Mar 2020	21-Nov-21	7,175	19	54	-	0.8%	202				

Angola	21 Mar 2020	20-Nov-21	65,011	-	1,730	-	2.7%	204		5,950,213	2,281,768	6.7	
Mozambique	22 Mar 2020	20-Nov-21	151,488	-	1,936	-	1.3%	499	-	5,919,277	2,971,969	9.2	
Libya	24 Mar 2020	21-Nov-21	367,811	593	5,380	15	1.5%	5,427		1,621,018	557,566	8.0	
Guinea-Bissau	25 Mar 2020	17-Nov-21	6,434	-	146	-	2.3%	335		314,543	17,954	0.9	
Mali	25 Mar 2020	21-Nov-21	16,946	27	592	1	3.5%	86		324,713	271,722	1.3	
Botswana	30 Mar 2020	18-Nov-21	194,445	-	2,416	-	1.2%	8,441	-	836,794	417,445	17.4	
Sierra Leone	31 Mar 2020	03-Oct-21	6,396	-	121	-	1.9%	82		603,654	302,686	3.7	
Burundi	31 Mar 2020	18-Nov-21	20,332	-	14	-	0.1%	176		871	395	-	
Malawi	02 Apr 2020	20-Nov-21	61,863	-	2,304	-	3.7%	332	-	1,056,988	582,261	3.0	
South Sudan	05 Apr 2020	19-Nov-21	12,638	-	133	-	1.1%	114	-	84,839	66,406	0.6	
Sao Tome and Principe	06 Apr 2020	14-Nov-21	3,731	-	56	-	1.5%	1,735		81,125	28,561	12.8	
Comoros	30 Apr 2020	21-Nov-21	4,450	10	150	-	3.4%	523		278,152	198,198	22.3	
Lesotho	13May 2020	20-Nov-21	21,729	-	661	-	3.0%	1,022		347,836	339,506	15.7	
			244,277,211	330,224	4,880,670	3,497	2.0%						

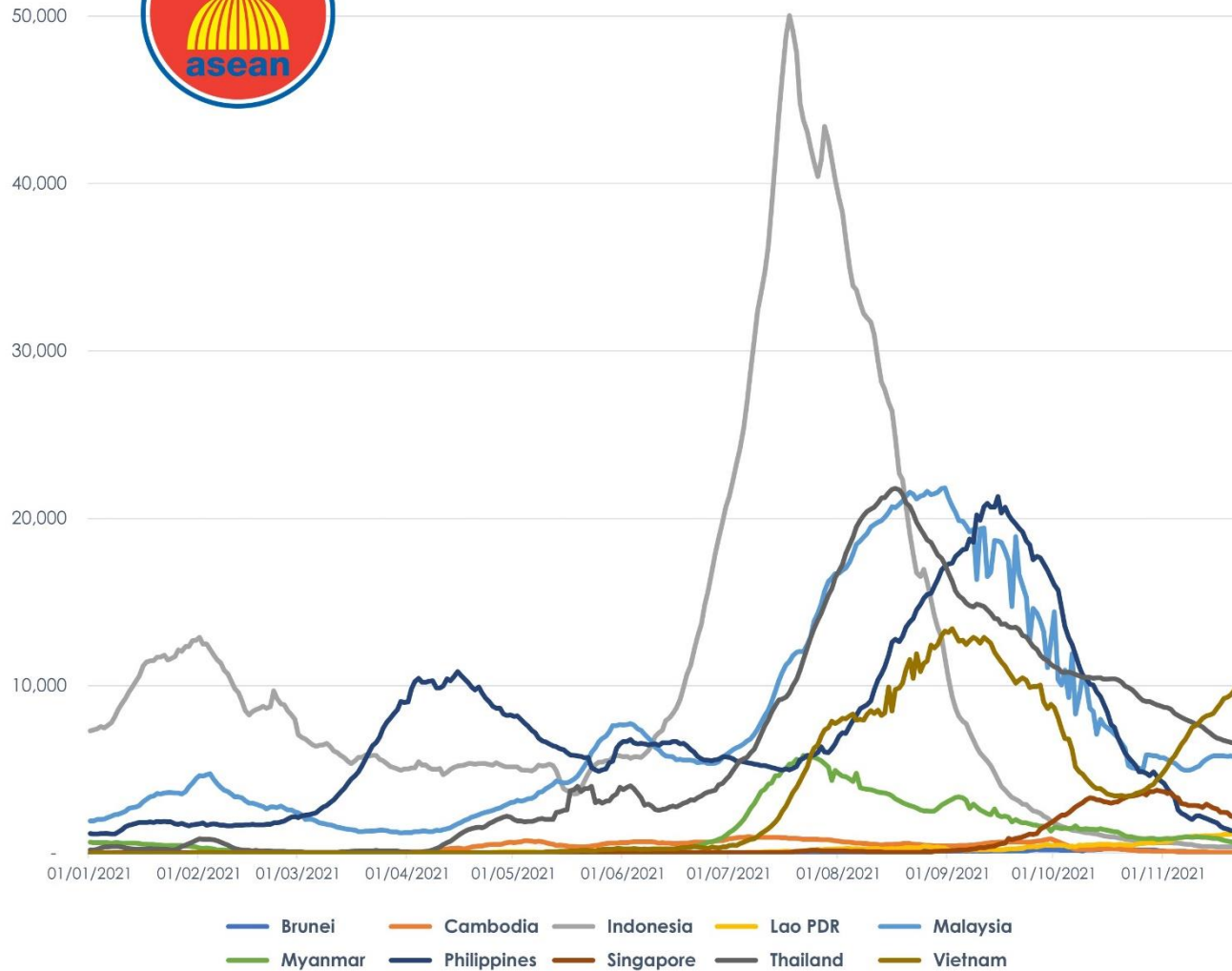
COVID-19 Epi curve among ASEAN Countries

as of 23 November 2021



7-Day Rolling Average of COVID-19 new cases

as of 23 November 2021

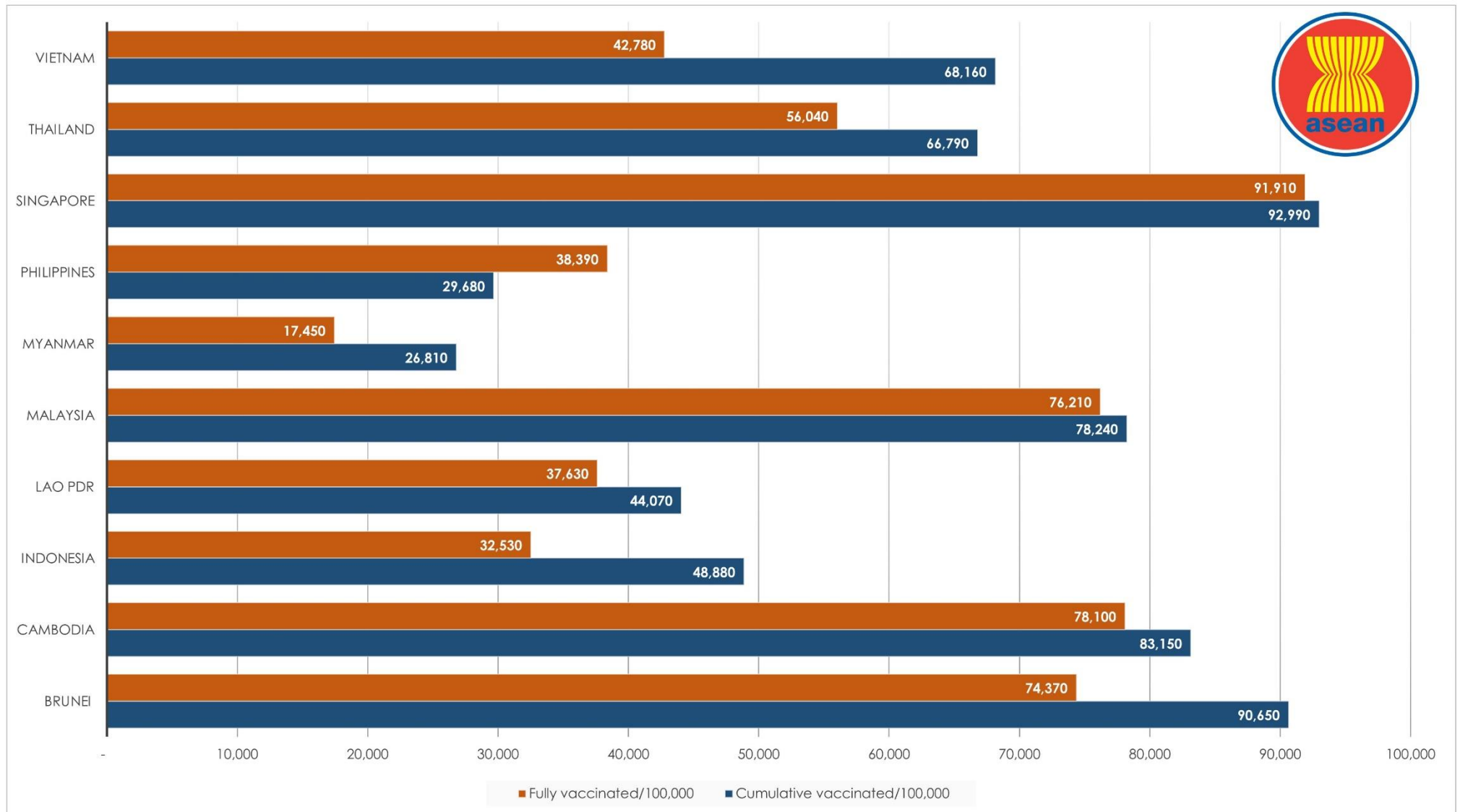


ASEAN Country	New Cases Rate of Change 7-Day Window*	P-value
Brunei	0.38	0.728
Cambodia	-2.2	0
Indonesia	-1.43	0.094
Lao PDR	16.65	0.006
Malaysia	-14.97	0.009
Myanmar	-32.77	0
Philippines	-66.85	0
Singapore	-73.1	0.001
Thailand	-47.36	0.001
Vietnam	19.43	0.854

*Beta coefficient of linear line of best fit; equal to the rate of change in the 7-day rolling average of new cases over the past 7 days (as of November 23, 2021)

COVID-19 Vaccination Status


as of 23 November 2021



Note on Philippine data: Cumulative people vaccinated has not been updated by the source since November 5, 2021.

Outlook Assessment

as of 21 November 2021

 ASEAN MEMBER STATE	REQUIREMENT							
	At least 80% of the high-risk population has been vaccinated with at least one dose of a COVID-19 vaccine.		At least 65% of the total population has a level of immunity to COVID-19; either recovered from COVID-19 or have been vaccinated with at least one dose of a COVID-19 vaccine.		Case levels are generally low (a 7-day rolling average number of daily new cases that is <10 cases per 100,000, with each day's past-14-day test positivity is consistently <5%).		Government Policy on containment and health (strictness and comprehensiveness in COVID-19 related government policies)	
	% of High risk population with one dose	Population vaccinated/day (7-day average)	% of Total population with one dose	Completion date (moderate case scenario)	Daily cases/100,000	Test positivity last 14 days	Containment and health index score -Oxford COVID-19 Government Response Tracker (OxCGRT)	Change over the past 30 days
Brunei	80.9	0.96%/day	73.9	0.96%/day	11.90	Unknown	82.1/100	0.0
Cambodia	>90.0	0%/day	84.0	0.03%/day	0.27	Unknown	60.4/100	-9.8
Indonesia	>90.0	0%/day	34.2	0.3%/day	0.13	Unknown	56.6/100	0.0
Lao PDR	>90.0	0%/day	41.1	unknown	16.22	27.6	71.2/100	-0.3
Malaysia	>90.0	0%/day	76.6	0.05%/day	17.0	4.3	62.5/100	0.0
Myanmar	51.3	unknown-	18.1	Unknown	1.19	Unknown	81.9/100	+8.9
Philippines	>90.0	0%/day	32.5	unknown	1.10	4.9	81.3/100	0.0
Singapore	>90.0	0%/day	88.9	unknown	37.53	16.7	64.3/100	-4.2
Thailand	>90.0	0%/day	56.4	0.72%/day	9.49	16.8	64.9/100	-3.6
Vietnam	49.4	1.27%/day	72.5	0.3%/day	10.32	5.7	73.5/100	+5.4



Report generated by
ASEAN Biodiaspora Virtual Center (ABVC)
 in collaboration with **Bluedot Inc.**
 Email: support@biodiaspora.org

