

COVID-19: Highlights and Situation Overview

Global Update

- Based on the BlueDot COVID-19 Data Suite, as of May 20, the top five countries with the highest seven-day rolling average number of daily new cases are India, Brazil, Argentina, United States, and Colombia. The top five countries with the highest seven-day rolling average number of daily new cases per million population are Maldives, Seychelles, Bahrain, Uruguay and, French Guiana. According to the WHO, over the past week, all regions reported a decline in new cases except for the Western Pacific. Asia continues to have the highest proportion of countries reporting high and moderate rates of new cases over the past seven days. Of the 48 countries monitored in Asia, 6 (13%) are reporting a high rate of increasing new cases, while 7 (14%) are reporting a moderate rate of increasing new cases. South-East Asia reported at least 53% of the total global cases with India, Nepal, and Indonesia having the highest number of daily new cases. Europe continues as the leading continent with the largest proportion of countries with a decreasing rate of new cases, at 65% (33 out of 51 countries monitored). The continent of Africa continues to have the largest proportion of countries with a stable rate of new cases, at 57% (32 out of 56 countries monitored). In North and Central America of the 41 monitored countries, only one has a high rate of increasing cases (i.e Dominican Republic), while 19 (46%) have a stable rate of new cases and eight (20%) have a decreasing rate of new cases. Lastly, in South America, of the 14 countries monitored, only one (i.e Colombia) is reporting a decreasing rate of new cases, while four (29%) are reporting a high rate of increasing cases and eight (57%) have a stable rate of new cases over the last week.
- According to data from Public Health England (PHE), the total number of confirmed cases of the variant of concern (VOC) sub-lineage B.1.617.2 (India origin) in the United Kingdom has risen more than 160% over the past week. The May 19 *PHE variants distribution report* indicates that there have been 3,424 total B.1.617.2 confirmed cases, with more than 2,111 new cases reported since May 12. Variant cases are likely an underestimate, due to the lag between collection and sequencing of samples. If trends continue, the proportion of B.1.617.2 cases will surpass B.1.1.7 (U.K. origin) in the United Kingdom. Although sub-lineage B.1.617.2 cases have already become dominant in the west of England and London, clusters have been identified countrywide. PHE data shows that the increase in the number of cases is across all age groups, although hospitalizations are stable. Further, PHE has indicated that preliminary evidence suggests that B.1.617.2 may be more transmissible than B.1.1.7, and that authorities may extend coronavirus restrictions.

Regional Update

- Malaysia's Senior Minister said on May 22 that additional restrictions for Malaysia's ongoing Movement Control Order (MCO) will include mandating that more employees work from home and limiting operating hours for businesses. During this joint press conference with Health Ministry Director-General, he outlined that 80% of all workers in the public sector, as well as 40% of workers in the private sector will be required to work from home. In addition, businesses will have to comply with operating hours of between 8AM and 8PM starting May 25.
- Thailand on late Friday (May 21) said it has detected its first locally transmitted cases of the COVID-19 variant discovered in India. The Ministry of Public Health said 36 cases of the COVID-19 variant from India were found in a camp for construction workers in Bangkok. Of those, 21 are Thai, 10 are from Myanmar and five from Cambodia.

- The number of red zones in Vientiane Capital in Laos has now increased to 34 villages as the country announces 19 new cases of COVID-19 on May 23. The Mayor of Vientiane Capital had issued a new notice reiterating several stricter COVID-19 prevention measures, as well as certain measures that have been relaxed. He also stated that educational institutions will remain closed and curfew of 8:30 PM has been instated for businesses including markets, retail shops, and shopping malls in red zones. Meanwhile, the city has added new villages to its list of areas designated as red zones, including Thongkang, Dongnasok Neua, Nongduang Neua, Amone, and That Luang Tai.

Vaccine Update

- As of May 20, a total of 10 countries accounted for 75% of all vaccinations administered globally. The top five countries/territories with the highest number of cumulative people vaccinated with at least one dose per 100,000 population are Gibraltar (115,530), Falkland Islands (75,570), Isle of Man (71,910), Seychelles (71,100), and San Marino (66,620).
- English health officials said on Saturday (May 22) said that a double dose of COVID-19 vaccines is almost as effective against the fast-spreading variant of the coronavirus first identified in India as it is against Britain's dominant strain. A study by Public Health England (PHE) found the Pfizer-BioNTech vaccine was 88% effective against symptomatic disease from the B.1.617.2 variant, a sublineage of the India variant, two weeks after the second dose. That compared with 93% effectiveness against the B.1.1.7 "Kent" strain, which is Britain's dominant COVID variant. Two doses of the AstraZeneca vaccine were 60% effective against symptomatic disease from the India variant compared with 66% effectiveness against the Kent variant.

Travel Advisories (new update/s)

- Thailand: Thai authorities said on Sunday (May 23) that border controls will tighten after the discovery of three local COVID-19 cases of the B1351 variant from South Africa stemming from illegal border crossings. The Thai government said it will increase manpower, checkpoints and electric surveillance along all land borders and order officials to be tougher on the trafficking of illegal migrants. Movement restrictions have also been imposed on markets and call centres around Bangkok.

Cases and Deaths as of 23 May 2021

- As of 23 May 2021 (2PM, GMT+8), worldwide, there were **167,320,650** confirmed cases, including **3,470,381** deaths. Globally, Case Fatality Rate (CFR) is **2.1**.
- In **China**, there were **106,697** confirmed cases with **4,863** deaths, including deaths in Hong Kong (210) and Taiwan (17). Confirmed cases in China include confirmed cases in Hong Kong (11,831), Macau (50), and Taiwan (3,862).
- 3,816,165 confirmed cases** of COVID-19 have been reported in the ASEAN region with a total of **75,570 deaths**, with a CFR of **2.0**.

REGION	COUNTRY	FIRST CONFIRMED CASE(S)	LATEST REPORT ON CONFIRMED CASE(S)	TOTAL CONFIRMED CASES	NEW CASES (7-DAY ROLLING AVERAGE)	TOTAL DEATHS	NEW DEATHS (7-DAY ROLLING AVERAGE)	CASE FATALITY RATE	CUMULATIVE CASES/ 100,000	NUMBER OF TESTS LAST 14 DAYS/ 100,000	CUMULATIVE VACCINATED	CUMULATIVE FULLY VACCINATED	FULLY VACCINATED / 100,000
ASEAN REGION	Brunei	10 Mar 20	19-May-21	235	-	3	-	1.3	53		15,043	862	200
	Cambodia	27 Jan 20	22-May-21	24,645	488 (402)	167	2 (3)	0.7	156		2,226,446	1,447,193	8,660
	Indonesia	02 Mar 20	22-May-21	1,769,940	5,296 (4,753)	49,205	132 (177)	2.8	678	190	14,685,236	9,746,522	3,560
	Lao PDR	24 Mar 20	22-May-21	1,782	19 (30)	2	-	0.1	26		474,983	88,483	1,220

	Malaysia	25 Jan 20	22-May-21	505,115	6,320 (5,541)	2,199	50 (48)	0.4	1,550	2,752	1,513,419	931,361	2,880
	Myanmar	23 Mar 20	22-May-21	143,228	17 (24)	3,216	- (1)	2.2	271	16	1,772,177	1,222,723	2,250
	Philippines	30 Jan 20	22-May-21	1,178,217	6,814 (5,719)	19,946	183 (128)	1.7	1,140	473	2,512,942	786,528	720
	Singapore	23 Jan 20	22-May-21	61,799	29 (38)	32	-	0.1	1,597	29,897	1,966,524	1,440,544	24,620
	Thailand	13 Jan 20	22-May-21	126,118	3,052 (3,853)	759	24 (28)	0.6	183	-	1,849,393	962,156	1,380
	Vietnam	23 Jan 20	22-May-21	5,086	145 (157)	41	- (1)	0.8	5	592	982,543	28,852	30
				3,816,165	22,180	75,570	391	2.0					

- **163,397,788 confirmed cases** of COVID-19 have been reported in **221 countries/states** (other than China, Hong Kong, Taiwan, Macau, and ASEAN countries):

REGION	COUNTRY	FIRST CONFIRMED CASE(S)	LATEST REPORT ON CONFIRMED CASE(S)	TOTAL CONFIRMED CASES	NEW CASES	TOTAL DEATHS	NEW DEATHS	CASE FATALITY RATE	CUMULATIVE CASES/100,000	NUMBER OF TESTS LAST 14 DAYS/100,000	CUMULATIVE IMMUNIZED	CUMULATIVE FULLY VACCINATED	FULLY VACCINATED/100,000
ASIA PACIFIC	Japan	16 Jan 2020	22-May-21	715,871	5,037	12,196	77	1.7	566	877	5,528,513	2,461,885	1,950
	South Korea	20 Jan 2020	22-May-21	135,344	666	1,926	4	1.4	262	701	3,787,570	1,707,528	3,330
	Nepal	24 Jan 2020	22-May-21	505,643	8,591	6,153	129	1.2	1,800	614	2,113,080	514,253	1,760
	Australia	25 Jan 2020	22-May-21	30,003	3	910	-	3.0	117	2,547			
	Sri Lanka	27 Jan 2020	22-May-21	161,242	2,909	1,133	44	0.7	744	1,521	1,410,615	316,134	1,480
	India	30 Jan 2020	22-May-21	26,528,846	241,087	299,296	3,737	1.1	2,191	1,983	146,624,652	41,262,233	2,990
	Afghanistan	24 Feb 2020	22-May-21	65,728	242	2,802	10	4.3	177		470,341	77,560	200
	Pakistan	26 Feb 2020	22-May-21	897,468	4,007	20,177	88	2.2	423	238	3,825,314	1,193,441	540
	New Zealand	28 Feb 2020	21-May-21	2,662	-	26	-	1.0	54	994	321,502	152,933	3,170
	Bhutan	05 Mar 2020	22-May-21	1,392	18	1	-	0.1	185	4,401	482,449		
	Maldives	07 Mar 2020	22-May-21	54,365	1,960	123	3	0.2	10,542	10,944	304,861	151,079	27,950
	Bangladesh	08 Mar 2020	22-May-21	787,726	1,028	12,348	38	1.6	488	100	5,823,201	3,925,207	2,380
	Mongolia	10 Mar 2020	22-May-21	51,931	684	244	4	0.5	1,638	876	1,824,984	731,293	22,310
	Turkey	10 Mar 2020	22-May-21	5,178,648	8,697	46,071	231	0.9	6,291	3,085	15,871,547	11,873,853	14,080
	French Polynesia	12 Mar 2020	21-May-21	18,844	-	141	-	0.7	6,786		51,856	33,891	12,060
Guam	15 Mar 2020	21-May-21	8,131	-	139	-	1.7	4,905		85,017	68,681	41,430	
New Caledonia	17 Mar 2020	19-May-21	125	-	-	-	-	44		45,104	35,630	12,480	

	Fiji	18 Mar 2020	22-May-21	206	11	4	-	1.9	23	-	93,000		
	Papua New Guinea	21 Mar 2020	20-May-21	14,910	-	154	-	1.0	173		11,537		
	Timor Leste	21 Mar 2020	22-May-21	5,481	194	11	-	0.2	432		47,908		
	Northern Mariana Islands	28 Mar 2020	21-May-21	181	-	2	-	1.1	318				
	North Korea	24 Jul 2020	25-Jul-20	1	-	-	-	-	0				
	Solomon Islands	03 Oct 2020	16-Apr-21	20	-	-	-	-	3		10,800	3,479	510
	Wallis et Futuna	17 Oct 2020	06-May-21	445	-	7	-	1.6	2,777		4,321	3,854	34,270
	Marshall Islands	26 Oct 2020	17-Nov-20	4	-			-	7		15,995	13,704	23,460
	Vanuatu	11 Nov 2020	21-Apr-21	4	-	1	-	25.0	1				
	Samoa	18 Nov 2020	12-Feb-21	3	-	-	-	-	2		20,553		
	Micronesia	11 Jan 2021	11-Jan-21	1	-			-	1		23,703	18,433	17,790
AMERICAS	USA	21 Jan 2020	22-May-21	33,879,625	17,227	603,807	399	1.8	10,322	2,402	161,278,336	127,778,250	38,210
	Canada	25 Jan 2020	22-May-21	1,355,143	3,036	25,197	35	1.9	3,566	3,457	18,748,185	1,581,598	4,190
	Brazil	26 Feb 2020	21-May-21	15,983,913	-	446,710	-	2.8	7,548	-	38,324,706	18,212,873	8,570
	Mexico	28 Feb 2020	21-May-21	2,392,744	-	221,256	-	9.2	1,995	89	16,819,083	11,384,107	8,830
	Saint Martin	01 Mar 2020	20-May-21	1,915	-	12	-	0.6	5,139				
	Ecuador	01 Mar 2020	22-May-21	417,840	1,219	20,180	73	4.8	2,446	302	1,299,730	428,075	2,430
	Dominican Republic	01 Mar 2020	22-May-21	282,685	1,055	3,606	3	1.3	2,660	349	2,748,532	845,114	7,790
	Chile	03 Mar 2020	22-May-21	1,323,413	7,500	28,386	96	2.1	7,066	3,470	9,582,096	7,689,742	40,230
	Argentina	03 Mar 2020	21-May-21	3,482,512	-	73,391	-	2.1	7,827	535	8,531,073	2,227,709	4,930
	Peru	05 Mar 2020	21-May-21	1,915,566	-	67,569	-	3.5	5,988	-	2,033,969	860,657	2,610
	Costa Rica	06 Mar 2020	21-May-21	299,219	-	3,765	-	1.3	5,985	1,357	721,882	530,018	10,400
	Colombia	06 Mar 2020	21-May-21	3,192,050	-	83,719	-	2.6	6,429	1,571	4,959,877	3,049,042	5,990
	French Guiana	06 Mar 2020	21-May-21	22,780	-	112	-	0.5	11,652				
	Martinique	06 Mar 2020	18-May-21	11,866	-	93	-	0.8	2,741				
	Paraguay	07 Mar 2020	21-May-21	327,229	-	8,115	-	2.5	4,704	701	206,769	33,815	470
	Panama	10 Mar 2020	21-May-21	373,308	-	6,321	-	1.7	8,937	691	592,674	315,778	7,320
	Bolivia	10 Mar 2020	22-May-21	346,070	-	13,857	-	4.0	3,048	899	1,004,613	296,588	2,540

Honduras	11 Mar 2020	21-May-21	231,560	-	6,133	-	2.6	2,415		136,476	27,585	280
Cuba	11 Mar 2020	22-May-21	131,832	1,289	863	14	0.7	1,163	2,159	740,000		
Guyana	11 Mar 2020	20-May-21	15,743	-	349	-	2.2	2,021		150,694	2,800	360
Jamaica	12 Mar 2020	22-May-21	47,899	123	912	8	1.9	1,632	-	135,473		
St Vincent and the Grenadines	12 Mar 2020	21-May-21	1,962	-	12	-	0.6	1,780		17,893		
Saint Lucia	13 Mar 2020	21-May-21	4,935	-	77	-	1.6	2,713		27,165	17,703	9,640
Trinidad and Tobago	13 Mar 2020	21-May-21	18,935	-	348	-	1.8	1,362	486	62,360	1,179	80
Venezuela	13 Mar 2020	21-May-21	221,042	-	2,483	-	1.1	766		316,000		
Guatemala	13 Mar 2020	21-May-21	246,156	-	7,977	-	3.2	1,427	353	334,821	2,535	10
Uruguay	13 Mar 2020	21-May-21	258,540	-	3,760	-	1.5	7,495	4,885	1,559,115	973,737	28,030
Curacao	13 Mar 2020	21-May-21	12,268	-	122	-	1.0	7,675		81,895	58,100	35,410
Puerto Rico	13 Mar 2020	22-May-21	261,824	-	2,466	-	0.9	8,198		1,502,202	1,059,589	33,180
Suriname	13 Mar 2020	21-May-21	12,742	-	243	-	1.9	2,212		62,862	5,439	930
Antigua and Barbuda	13 Mar 2020	20-May-21	1,255	-	42	-	3.3	1,303		31,860	2,581	2,640
Guadeloupe	13 Mar 2020	19-May-21	16,530	-	221	-	1.3	3,731				
Cayman Islands	13 Mar 2020	19-May-21	574	-	2	-	0.3	894		41,307	41,245	62,760
Aruba	14 Mar 2020	21-May-21	10,902	-	106	-	1.0	10,300		59,341	40,662	38,090
Bahamas	15 Mar 2020	20-May-21	11,396	-	222	-	1.9	2,955		36,000		
US Virgin Islands	16 Mar 2020	19-May-21	3,308	-	27	-	0.8	3,092		36,701	30,165	28,820
Sint Maarten	17 Mar 2020	21-May-21	2,356	-	27	-	1.1	5,795		15,304	10,817	25,230
Montserrat	17 Mar 2020	14-Feb-21	20	-	1	-	5.0	214		1,293	616	12,320
Barbados	17 Mar 2020	21-May-21	3,985	-	47	-	1.2	1,390		76,282	51,704	17,990
El Salvador	18 Mar 2020	22-May-21	72,220	-	2,207	5	3.1	1,125	-	1,083,936	514,905	7,940
Nicaragua	18 Mar 2020	18-May-21	7,193	-	185	-	2.6	111		166,350		
Bermuda	18 Mar 2020	21-May-21	2,488	-	32	-	1.3	3,889		35,313	31,251	50,180
Haiti	19 Mar 2020	22-May-21	13,735	111	280	4	2.0	123				
Dominica	22 Mar 2020	18-May-21	184	-	-	-	-	257		19,271	14,678	20,390
Grenada	22 Mar 2020	12-May-21	161	-	1	-	0.6	144		13,744	5,775	5,130
Belize	23 Mar 2020	21-May-21	12,764	-	323	-	2.5	3,332		56,719	9,668	2,430

	Turks and Caicos Islands	23 Mar 2020	21-May-21	2,408	-	17	-	0.7	6,393		15,039	10,000	25,830
	Saint Kitts and Nevis	24 Mar 2020	20-May-21	46	-	-	-	-	88		14,588	4,107	7,720
	British Virgin Islands	25 Mar 2020	15-May-21	248	-	1	-	0.4	832				
	Anguilla	26 Mar 2020	11-May-21	109	-	-	-	-	822		8,811	4,424	29,490
	Caribbean Netherlands	01 Apr 2020	21-May-21	1,607	-	17	-	1.1	8,922		5,726	1,665	6,350
	Falkland Islands	03 Apr 2020	22-Apr-21	63	-	-	-	-	2,388		2,632	1,775	50,960
	Saint Pierre and Miquelon	05 Apr 2020	28-Apr-21	25	-	-	-	-	357				
	Saint Barthelemy	25 Jul 2020	20-May-21	1,005	-	1	-	0.1	11,893				
EUROPE	France	24 Jan 2020	22-May-21	5,593,962	12,611	108,526	89	1.9	8,351		22,105,295	9,621,104	14,240
	Germany	27 Jan 2020	22-May-21	3,660,673	17,953	87,915	197	2.4	4,402	2,796	33,243,308	11,343,644	13,540
	Finland	29 Jan 2020	22-May-21	91,405	248	932	-	1.0	1,656	3,139	2,267,023	368,178	6,640
	Italy	30 Jan 2020	22-May-21	4,188,190	4,714	125,153	125	3.0	6,931	4,884	20,545,283	9,759,934	16,140
	Russian Federation	31 Jan 2020	22-May-21	4,992,554	8,709	118,125	386	2.4	3,456	2,445	15,031,015	10,437,042	7,150
	Spain	31 Jan 2020	21-May-21	3,636,453	-	79,620	-	2.2	7,733	80,718	16,347,683	7,865,313	16,820
	Sweden	31 Jan 2020	21-May-21	1,058,341	-	14,366	-	1.4	10,393		3,437,129	1,106,338	10,950
	United Kingdom of Great Britain	31 Jan 2020	22-May-21	4,460,446	2,523	127,716	6	2.9	6,709	13,184	37,518,614	21,659,783	31,910
	Belgium	05 Feb 2020	22-May-21	1,044,612	2,906	24,809	15	2.4	9,146	4,293	4,290,240	1,623,619	14,010
	Switzerland	25 Feb 2020	22-May-21	687,353	-	10,775	5	1.6	8,071	3,668	2,600,204	1,366,414	15,790
	Austria	25 Feb 2020	22-May-21	640,876	583	10,541	7	1.6	7,244	37,595	3,288,001	1,237,989	13,750
	Croatia	25 Feb 2020	22-May-21	353,735	518	7,883	27	2.2	8,650	2,142	1,157,655	391,713	9,540
	Norway	26 Feb 2020	22-May-21	121,776	265	781	-	0.6	2,291	3,472	1,599,247	747,853	13,790
	Romania	26 Feb 2020	22-May-21	1,075,236	455	29,885	59	2.8	5,521	1,223	4,086,224	3,172,669	16,490
	Estonia	26 Feb 2020	22-May-21	128,489	180	1,240	1	1.0	9,728	4,223	430,250	201,929	15,220
	Georgia	26 Feb 2020	22-May-21	336,840	1,071	4,602	33	1.4	9,028	10,399	105,500	16,147	400
	North Macedonia	26 Feb 2020	22-May-21	155,028	46	5,296	16	3.4	7,443	-	206,013	38,505	1,850
Greece	26 Feb 2020	22-May-21	388,929	1,503	11,734	37	3.0	3,625	2,442	3,121,394	1,768,771	16,970	
Denmark	27 Feb 2020	22-May-21	272,659	751	2,507	1	0.9	4,703	-	1,822,002	1,165,308	20,120	

San Marino	27 Feb 2020	17-May-21	5,087	-	90	-	1.8	15,057		22,274	19,792	58,320
Lithuania	27 Feb 2020	22-May-21	270,376	1,013	4,173	12	1.5	9,693	8,522	929,466	509,735	18,720
Netherlands	27 Feb 2020	22-May-21	1,622,810	3,162	17,537	19	1.1	9,418	2,346	5,740,416	1,989,047	11,610
Azerbaijan	27 Feb 2020	22-May-21	332,235	352	4,851	12	1.5	3,342	1,043	1,089,886	834,919	8,230
Belarus	28 Feb 2020	22-May-21	384,773	1,471	2,761	9	0.7	4,056	2,278	407,700	277,800	2,940
Iceland	28 Feb 2020	21-May-21	6,556	-	29	-	0.4	1,854	3,670	163,815	80,464	23,580
Ireland	28 Feb 2020	22-May-21	258,267	381	4,941	-	1.9	5,321	1,789	1,408,655	514,808	10,430
Monaco	29 Feb 2020	22-May-21	2,501	1	32	-	1.3	6,466		15,688	12,975	33,060
Czech Republic	01 Mar 2020	22-May-21	1,657,558	684	30,012	22	1.8	15,600		3,419,980	1,192,872	11,140
Luxembourg	01 Mar 2020	22-May-21	69,607	62	811	1	1.2	11,454	13,049	216,030	93,603	14,950
Armenia	01 Mar 2020	22-May-21	221,880	181	4,386	15	2.0	7,517	1,272	19,249		
Latvia	02 Mar 2020	22-May-21	130,712	441	2,323	14	1.8	6,785	9,247	433,670	168,584	8,940
Portugal	02 Mar 2020	22-May-21	844,811	523	17,017	-	2.0	8,217	3,870	3,465,217	1,505,931	14,770
Andorra	02 Mar 2020	18-May-21	13,569	-	127	-	0.9	17,621	6,238	27,613	4,704	6,090
Liechtenstein	03 Mar 2020	22-May-21	2,998	1	58	-	1.9	7,908	5,729	10,826	7,152	18,750
Ukraine	03 Mar 2020	22-May-21	2,179,988	4,606	49,279	178	2.3	4,885	753	977,009	72,302	170
Slovenia	04 Mar 2020	22-May-21	251,531	383	4,349	1	1.7	12,167	2,088	625,842	326,138	15,690
Hungary	04 Mar 2020	22-May-21	801,672	647	29,475	48	3.7	8,206	1,909	4,969,321	2,967,350	30,720
Poland	04 Mar 2020	22-May-21	2,864,546	1,515	72,882	191	2.5	7,543	1,683	12,577,946	5,410,599	14,300
Faroe Islands	04 Mar 2020	22-May-21	673	2	1	-	0.1	1,388		19,153	7,824	16,010
Bosnia and Herzegovina	05 Mar 2020	21-May-21	203,150	-	9,108	-	4.5	6,112	1,022	102,803	34,162	1,040
Gibraltar	05 Mar 2020	22-May-21	4,287	1	94	-	2.2	12,714		38,953	37,008	109,850
Slovakia	06 Mar 2020	22-May-21	388,719	190	12,286	6	3.2	7,136	22,862	1,533,744	728,475	13,340
Serbia	06 Mar 2020	22-May-21	709,673	404	6,766	14	1.0	10,164	1,886	2,370,788	1,871,387	27,500
Vatican City	06 Mar 2020	17-Oct-20	27	-	-	-	-	2,932				
Malta	07 Mar 2020	22-May-21	30,499	2	417	-	1.4	6,308	3,151	299,549	169,177	38,320
Moldova	07 Mar 2020	22-May-21	254,601	102	6,072	5	2.4	7,180		250,034	38,063	940
Bulgaria	08 Mar 2020	21-May-21	416,417	-	17,474	-	4.2	5,949	2,079	756,201	494,466	7,120
Albania	09 Mar 2020	22-May-21	132,176	23	2,442	1	1.8	4,611	1,003	466,083	237,660	8,260
Cyprus	09 Mar 2020	21-May-21	71,745	-	352	-	0.5	6,033	69,797	356,376	147,632	16,850
Channel Islands	09 Mar 2020	14-Apr-21	822	-	17	-	2.1	1,260		32,969	13,618	20,310

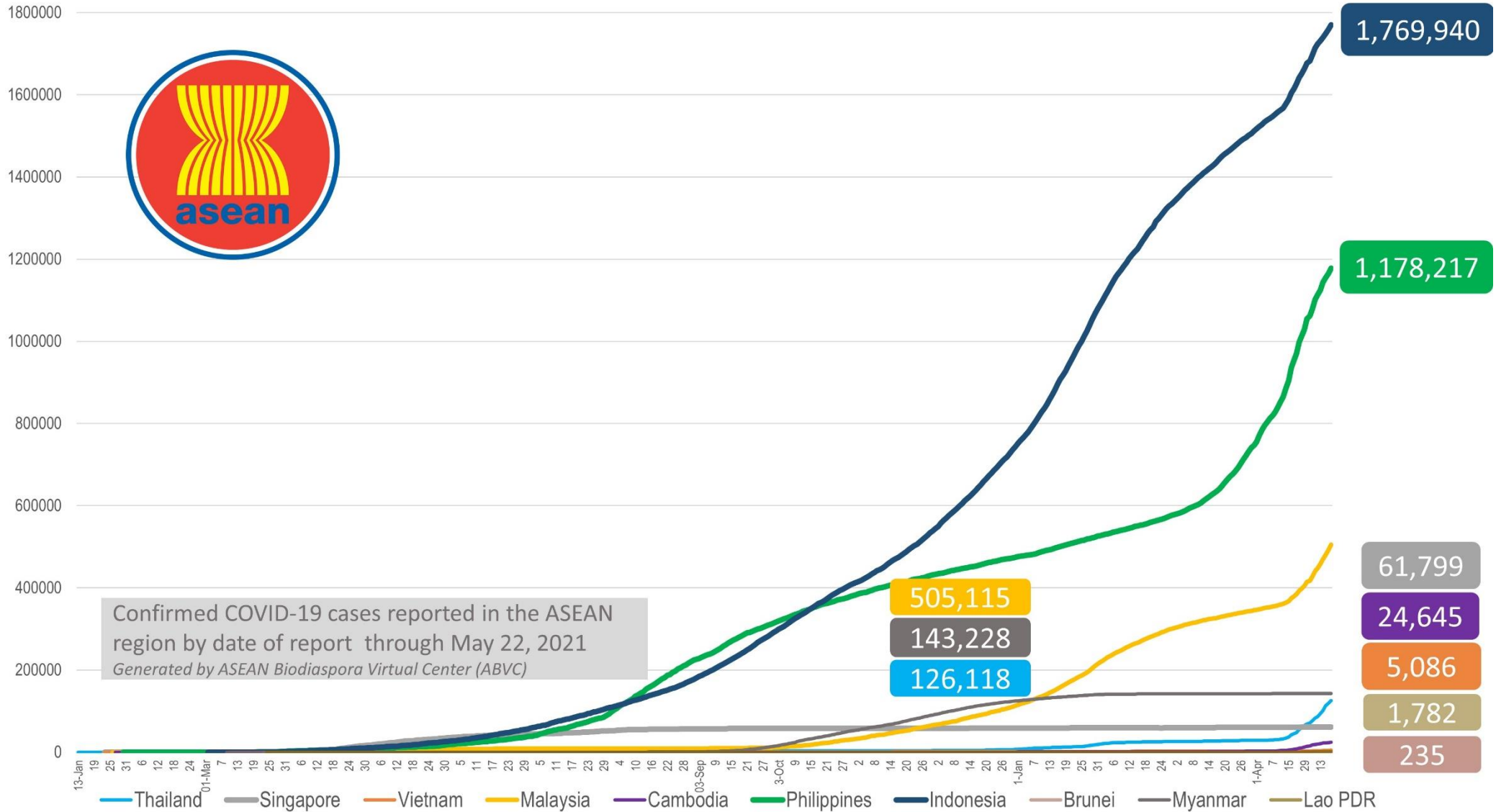
	Jersey	10 Mar 2020	20-May-21	3,238	-	69	-	2.1	3,566		57,124	40,242	39,810
	Kazakhstan	13 Mar 2020	22-May-21	371,015	2,267	4,124	-	1.1	2,030	3,060	1,943,409	865,517	4,610
	Kosovo	13 Mar 2020	22-May-21	107,135	58	2,229	2	2.1	5,806				
	Uzbekistan	15 Mar 2020	22-May-21	98,164	308	680	2	0.7	298		1,125,995	286,317	860
	Greenland	16 Mar 2020	19-May-21	34	-	-	-	-	61		11,628	8,198	14,440
	Montenegro	17 Mar 2020	22-May-21	99,203	50	1,572	-	1.6	15,940		118,725	35,323	5,620
	Kyrgyzstan	18 Mar 2020	22-May-21	102,186	308	1,743	8	1.7	1,618		37,117	6,010	90
	Isle of Man	19 Mar 2020	16-May-21	1,591	-	29	-	1.8	1,892		61,184	20,239	23,800
	Tajikistan	30 Apr 2020	10-Jan-21	13,308	-	90	-	0.7	146		72,347		
MIDDLE EAST	UAE	29 Jan 2020	22-May-21	554,516	1,596	1,648	4	0.3	5,758	24,224	5,081,853	3,836,521	38,790
	Iran	19 Feb 2020	22-May-21	2,823,887	8,005	78,381	187	2.8	3,452	2,316	1,979,167	350,212	420
	Israel	21 Feb 2020	21-May-21	839,290	-	6,397	-	0.8	9,447	3,351	5,439,697	5,112,249	59,060
	Lebanon	21 Feb 2020	22-May-21	538,218	331	7,670	6	1.4	7,858	2,103	443,737	217,312	3,180
	Kuwait	24 Feb 2020	21-May-21	297,206	-	1,719	-	0.6	7,184	2,445	822,000	38,000	890
	Oman	24 Feb 2020	20-May-21	208,607	-	2,239	-	1.1	4,319		253,000	73,269	1,430
	Bahrain	24 Feb 2020	22-May-21	212,151	-	806	12	0.4	13,518	14,416	872,025	673,132	39,560
	Iraq	24 Feb 2020	22-May-21	1,164,149	3,655	16,158	21	1.4	3,029	862	453,361		
	Qatar	29 Feb 2020	22-May-21	215,160	330	543	2	0.3	7,735	1,176	1,288,584	945,022	32,800
	Saudi Arabia	02 Mar 2020	22-May-21	439,847	1,142	7,237	13	1.6	1,305	2,502			
	Jordan	02 Mar 2020	22-May-21	729,706	521	9,357	15	1.3	7,329	2,375	1,034,808	385,142	3,770
	Palestine	05 Mar 2020	22-May-21	334,042	233	3,727	7	1.1	7,311		279,505	196,460	3,850
	Syria	22 Mar 2020	22-May-21	24,052	56	1,729	5	7.2	142		2,500		
	Yemen	10 Apr 2020	22-May-21	6,649	17	1,304	2	19.6	23		18,555		
AFRICA	Egypt	14 Feb 2020	21-May-21	251,539	-	14,611	-	5.8	256		1,133,956	238,020	230
	Algeria	25 Feb 2020	21-May-21	126,434	-	3,405	-	2.7	299				
	Nigeria	28 Feb 2020	21-May-21	165,944	-	2,067	-	1.2	85	32	1,894,794		
	Tunisia	02 Mar 2020	22-May-21	334,099	1,266	12,182	41	3.6	2,889	571	466,895	217,278	1,840
	Morocco	02 Mar 2020	22-May-21	516,812	363	9,119	4	1.8	1,434	233	7,467,468	4,817,830	13,050
	Senegal	02 Mar 2020	22-May-21	41,062	39	1,130	1	2.8	259	90	437,792		
	South Africa	05 Mar 2020	22-May-21	1,632,571	4,236	55,772	53	3.4	2,826	667	642,382	642,382	1,080
	Cameroon	06 Mar 2020	21-May-21	77,733	-	1,239	-	1.6	308		46,658	3,448	10
	Togo	06 Mar 2020	21-May-21	13,352	-	125	-	0.9	169	113	276,000		
	Burkina Faso	09 Mar 2020	21-May-21	13,410	-	165	-	1.2	68				
	Democratic Republic of Congo	10 Mar 2020	22-May-21	30,863	38	779	-	2.5	37		15,436		
	Ivory Coast	11 Mar 2020	21-May-21	46,874	-	298	-	0.6	187	75	447,449		
	Reunion	11 Mar 2020	19-May-21	23,566	-	176	-	0.7	3,033				

Ghana	13 Mar 2020	21-May-21	93,521	-	783	-	0.8	314	65	852,047		
Guinea	13 Mar 2020	22-May-21	22,988	-	158	-	0.7	185		164,102	72,615	550
Gabon	13 Mar 2020	21-May-21	24,107	-	147	-	0.6	1,138		8,515	3,849	170
Sudan	13 Mar 2020	21-May-21	35,071	-	2,568	-	7.3	84		204,838	85,662	200
Kenya	13 Mar 2020	22-May-21	168,108	573	3,049	6	1.8	327	-	951,026		
Ethiopia	13 Mar 2020	22-May-21	268,901	381	4,068	8	1.5	246	52	1,501,724		
Central African Republic	14 Mar 2020	18-May-21	7,010	-	96	-	1.4	150		667		
Seychelles	14 Mar 2020	17-May-21	9,764	-	35	-	0.4	10,091		70,126	62,035	63,080
Rwanda	14 Mar 2020	22-May-21	26,658	57	349	-	1.3	217	397	350,400		
Namibia	14 Mar 2020	22-May-21	52,712	279	763	4	1.4	2,153	422	60,809	5,179	200
Swaziland	14 Mar 2020	22-May-21	18,546	-	672	-	3.6	1,632		35,227		
Mauritania	14 Mar 2020	21-May-21	19,049	-	458	-	2.4	433	-	15,661		
Mayotte	14 Mar 2020	13-May-21	20,176	-	171	-	0.8	12,686				
Equatorial Guinea	15 Mar 2020	20-May-21	8,436	-	113	-	1.3	644		130,641	45,129	3,220
Republic of Congo	15 Mar 2020	19-May-21	11,476	-	150	-	1.3	219		22,623	15,645	280
Benin	16 Mar 2020	18-May-21	8,025	-	101	-	1.3	70		12,516	418	-
Liberia	16 Mar 2020	19-May-21	2,142	-	85	-	4.0	44		52,446		
Tanzania	16 Mar 2020	08-May-20	509	-	21	-	4.1	1				
Somalia	16 Mar 2020	20-May-21	14,594	-	767	-	5.3	97		124,471		
Gambia	17 Mar 2020	20-May-21	5,968	-	175	-	2.9	262	25	25,776		
Zambia	17 Mar 2020	22-May-21	93,106	186	1,267	1	1.4	537	332	128,834	1,107	10
Mauritius	18 Mar 2020	22-May-21	1,293	1	17	-	1.3	102		212,182	8,464	670
Djibouti	18 Mar 2020	22-May-21	11,491	1	152	-	1.3	1,198		12,547	495	50
Niger	19 Mar 2020	21-May-21	5,364	-	192	-	3.6	24		127,213	7,102	30
Chad	19 Mar 2020	22-May-21	4,923	4	173	-	3.5	32				
Zimbabwe	20 Mar 2020	21-May-21	38,664	-	1,586	-	4.1	268	164	624,665	263,263	1,770
Cape Verde	20 Mar 2020	21-May-21	29,033	-	254	-	0.9	5,339		21,357	2,670	480
Madagascar	20 Mar 2020	22-May-21	40,780	88	793	7	1.9	155	10	13,539		
Uganda	21 Mar 2020	21-May-21	43,370	-	350	-	0.8	102	57	488,986		
Eritrea	21 Mar 2020	22-May-21	3,921	-	14	-	0.4	111				
Angola	21 Mar 2020	21-May-21	31,909	-	709	-	2.2	104		630,984	126,551	390
Mozambique	22 Mar 2020	22-May-21	70,568	17	831	-	1.2	239	14	318,548	74,557	240
Libya	24 Mar 2020	21-May-21	182,899	-	3,105	-	1.7	2,739		106,559		
Guinea-Bissau	25 Mar 2020	21-May-21	3,749	-	68	-	1.8	200		5,889		
Mali	25 Mar 2020	21-May-21	14,236	-	512	-	3.6	75		71,216	13,064	60
Botswana	30 Mar 2020	20-May-21	51,620	-	784	-	1.5	2,290		71,500		
Sierra Leone	31 Mar 2020	20-May-21	4,115	-	79	-	1.9	54		58,250	6,716	80
Burundi	31 Mar 2020	22-May-21	4,494	43	6	-	0.1	40				

	Malawi	02 Apr 2020	21-May-21	34,261	-	1,153	-	3.4	195	-	341,698		
	South Sudan	05 Apr 2020	16-May-21	10,652	-	115	-	1.1	129	44	7,500		
	Sao Tome and Principe	06 Apr 2020	21-May-21	2,335	-	35	-	1.5	1,181		12,374		
	Comoros	30 Apr 2020	22-May-21	3,870	2	146	-	3.8	465		43,140	15,300	1,760
	Lesotho	13May 2020	22-May-21	10,815	-	326	-	3.0	513		36,637	122	10
				163,397,788	404,328	3,389,948	6,965	2.1					

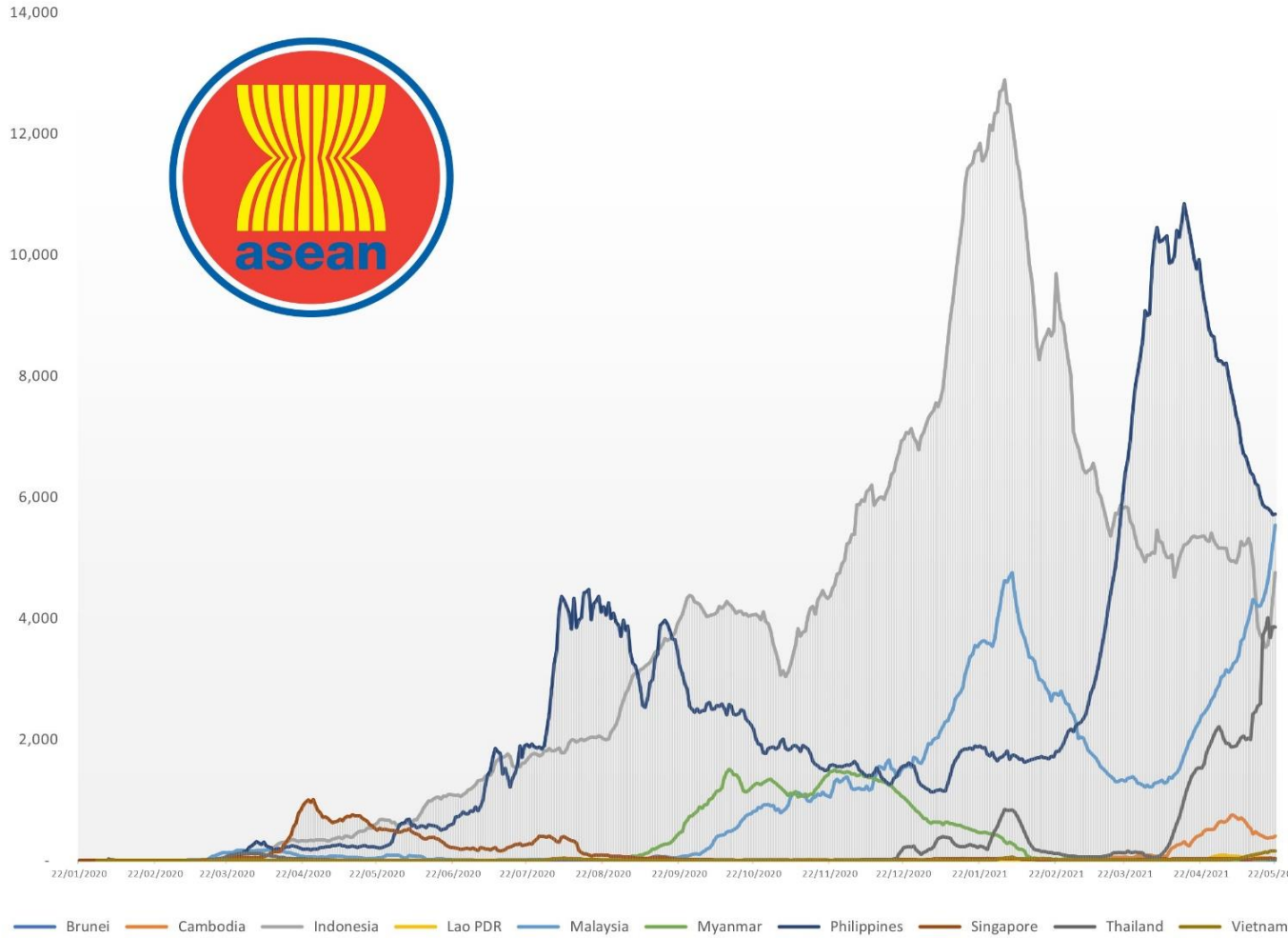
COVID-19 Epi curve among ASEAN Countries

as of 22 May 2021



7-Day Rolling Average of COVID-19 new cases

as of 22 May 2021

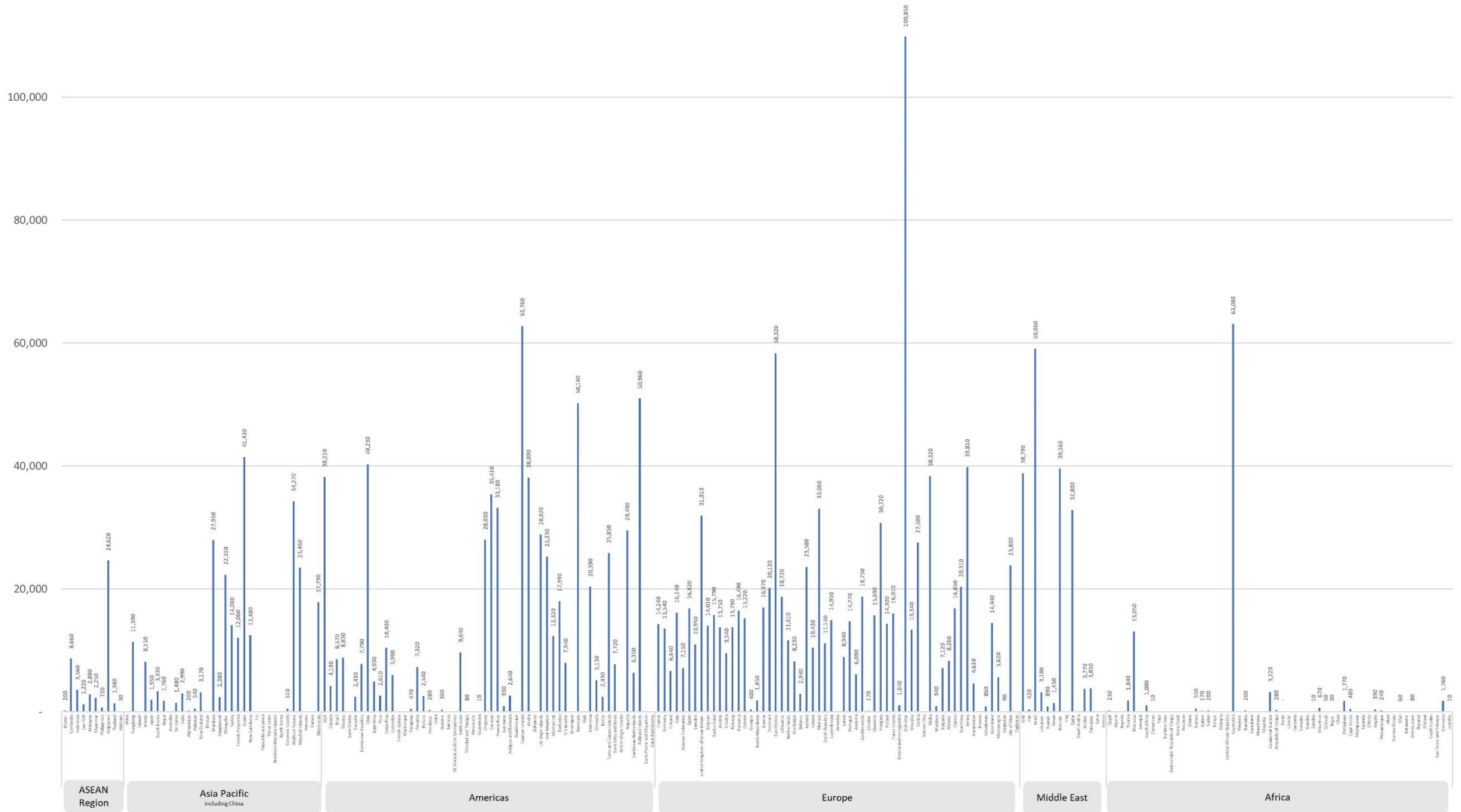


ASEAN Country	New Cases Rate of Change 7-Day Window*	P value
Brunei	0.036	0.154
Cambodia	-3.653	0.327
Indonesia	173.48	0.027
Lao PDR	-1.934	0.06
Malaysia	226.444	0
Myanmar	1.321	0.008
Philippines	-43.699	0.001
Singapore	1.02	0.026
Thailand	141.536	0.124
Vietnam	6.898	0.001

*Beta coefficient of linear line of best fit; equal to the rate of change in the 7-day rolling average of new cases over the past 7 days

Fully vaccinated per 100,000 population

as of 22 May 2021





Report generated by
ASEAN Biodiaspora Virtual Center (ABVC)
 in collaboration with **Bluedot Inc.**
 Email: support@biodiaspora.org

