

# COVID-19 Situational Report in the ASEAN Region

ASEAN BioDiaspora Virtual Center (ABVC)

as of March 23, 2022



Canada



# COVID-19: Highlights and Situation Overview

## Global Update

- Worldwide, there have been over 474 million cases and over 6 million deaths attributed to COVID-19.
- According to the World Health Organization (WHO), the number of new weekly cases increased for the second consecutive week, with a 7% increase reported during the week of March 14-20, as compared to the previous week. The number of new deaths has continued a decreasing trend (-23% as compared to the previous week). Across the six WHO regions, over 12 million cases and just under 33 000 deaths were reported. At the regional level, the number of new weekly cases increased in the Western Pacific region (+21%), remained stable in the European region, and decreased in the Eastern Mediterranean (-41%), Africa (-33%), South-East Asia (-23%) and Americas (-17%) regions.

## Regional Update

- Malaysia reported 21,483 new COVID-19 cases on March 22 (Tuesday), bringing the total number of COVID-19 in the country to 4,032,435. The Health Ministry's CovidNow portal reported that 21,089 of Tuesday's COVID-19 cases were local transmissions while there were 394 imported cases. Currently, there are 252,671 active COVID-19 cases with 244,262 or 96.7% undergoing home quarantine and 1,453 patients admitted to low-risk quarantine and treatment centers nationwide. The Ministry of Health Ministry said that 6,617 or 2.6% of active COVID-19 cases have been admitted in hospital wards while 339 individuals, or 0.2%, are currently being treated at intensive care units (ICUs).
- Singapore reported 13,166 new COVID-19 cases on March 22 (Tuesday), bringing the total number of COVID-19 in the country to 1,035,721. The COVID-19 weekly infection growth rate remained below one for the 21st consecutive day at 0.74. Of the local cases, 11,323 were detected through antigen rapid tests (ARTs), which means they were assessed by a doctor to have mild symptoms and of low risk while 1,602 cases were detected through polymerase chain reaction (PCR) tests. In addition, there were 241 new imported cases, of which 27 were detected through PCR tests and 214 through ARTs.
- Laos reported 2,328 new COVID-19 cases on March 22 (Tuesday) bringing the total number of COVID-19 in the country to 156,422. The National Taskforce Committee for COVID-19 Prevention and Control reported 2,306 locally transmitted cases and 22 new imported. Meanwhile, schools and restaurants have been closed in some provinces across Laos as the Omicron outbreak worsens from March 21 to 25. Lao New Year celebrations have also been suspended in the district, while sporting competitions have been canceled. Likewise, authorities in Vilabouly District have ordered the closure of all pubs, bars, and entertainment venues, while weddings and funerals may not be held with more than 30 participants and a mask mandate has also been instituted in the district, with those who fail to comply facing fines of LAK10,000 per offense. Meanwhile, ministries and government offices in the Vientiane capital have begun issuing instructions for their employees to begin rotating shifts working from home.

- Thai's cabinet meeting on Tuesday (March 22) approved a proposal from the Centre for COVID-19 Situation Administration (CCSA) to extend the COVID-19 emergency decree, which will end on March 31, by two months, or from April 1 to May 31. The extension of the emergency decree aims to enable health authorities to control the spreading of COVID-19 in an efficient and continuous manner. The cabinet also approved CCSA's proposal on disease control measures during 2022 Songkran Festival to prevent the spreading of COVID-19. In this guideline, vaccinated people are allowed to travel between provinces to visit their families during Songkran holidays (April 13-17), however, people in high-risk groups or having symptoms similar to COVID-19 are advised to take COVID-19 Antigen Test Kit (ATK) test 72 hours before traveling or joining Songkran activities. All Songkran activities must be organized in designated areas approved by the provincial communicable disease committee, whereas organizers must strictly follow the Covid-free Setting practice. In addition to these measures, water splashing, face-powder daubing, and foam parties are prohibited in public areas and selling or drinking alcohol will be prohibited in Songkran activity areas. As of March 22, the government reported 21,382 new COVID-19 cases, bringing the total number of cases in the country to 3,398,792.
- Philippines continues to see declining COVID-19 cases in all regions and remain under minimal risk case classification. On March 22, the Department of Health (DOH) reported 290 new COVID-19 cases, bringing the total number of COVID-19 cases in the country to 3,674,983. According to DOH, the Omicron variant of COVID-19 remains the most dominant strain in the country based on samples that underwent genome sequencing. The result of the latest genome sequencing run showed that 85.9% of the 568 samples nationwide were tested positive for the Omicron variant from January 1 to March 18 while only one or 0.18% was positive for the Delta variant from the same batch of samples.

### Vaccine Update

- Based on Malaysia's CovidNow portal, 22,945,101 or 97.5% of the country's adult population have been fully vaccinated, 23,221,040 or 98.7% have received at least one dose, and 15,530,830 individuals or 66% have received a booster dose. Meanwhile, 2,845,415 adolescents aged 12 to 17 or 91.5% of this age group have received both doses of a vaccine, while 2,943,210 or 94.6% have received at least one dose. A total of 1,272,121 children aged five to 11 years, or 35.8% of that age group in the country, have received their first dose of vaccine under the National COVID-19 Immunization Programme for Children (PICKids) as of March 22 (Tuesday). On March 22, a total of 28,377 doses of vaccine were administered, 5,645 as first dose, 1,357 as second dose and 21,375 as booster dose, bringing the cumulative total vaccine doses dispensed under the National COVID-19 Immunization Programme (PICK) to 68,546,897.
- Cambodia launches campaign for information dissemination throughout the country to increase awareness of health protection and prevention of COVID-19 through vaccination. The campaign's theme "The highly contagious COVID-19 Omicron variant puts you and your family at risk". Local authorities will utilize all types of media including TV, radio, social media, mobile loudspeakers, banners, and leaflets to spread awareness of COVID-19 prevention to the citizens of Cambodia. Cambodia has at least 92.4% of its population vaccinated with at least one dose, 88.6% have been fully vaccinated, almost 50% were already boosted, and around 7% have already gotten their second booster.
- Vietnam is getting ready for the nationwide launch of digital vaccine passport. The Deputy Director of Medical Data Center under the Ministry of Information and Communications said that after a week of piloting, the national vaccination system has responded well to the issuance of digital vaccine passports. The pilot project has been carried out at three Hanoi hospitals: Bach Mai, E and K. These were chosen as these are large-scale, major hospitals in the capital city where COVID-19 vaccination data has been well organized and

stored. Vietnam's vaccine passport will contain personal information including the types of vaccines administered and the number of doses given. The information is encoded and encrypted into a QR code, which expires 12 months after it is created. As of March 22, more than 202 million doses of the COVID-19 vaccine have been administered across the country. Of these, the system has recorded more than 193 million doses, or 96%, and has been updated on the vaccination management platform.

### Travel Advisories (new update/s)

- Indonesia: According to the Ministry of Tourism on March 22 (Tuesday), the government will expand its quarantine-free travels to the rest of the country for fully-vaccinated individuals, following a successful two-week trial of the program in Bali, Batam and Bintan islands. However, a negative COVID-19 test would still be required. In similar travel updates, the Directorate General of Immigration, Ministry of Law and Human Rights, said that the government has expanded the list of countries/regions from which tourists can enter Bali via a Special Tourism Visa on Arrival (VOA) arrangement. From the previous 23, the list now consists of 42 countries/regions, and the arrangement only applies to foreigners landing in Bali and the Riau Islands. The government has issued a Circular which regulates immigration facilities through the opening of visa-free visits (BVK) and a VOA, specifically for tourism in the Riau Islands effective March 22. The BVK specifically applies to tourists from Singapore and ASEAN countries (Brunei Darussalam, Philippines, Cambodia, Laos, Malaysia, Myanmar, Thailand, and Vietnam) with permanent residency or citizenship in Singapore, entering the Riau Islands through selected immigration checkpoints. The Special BVK for tourism will be given by the immigration officer and will be valid as a Visit Stay permit with a maximum period of 14 days.
- Philippines: The Philippine government through the Inter-agency Task Force on Emerging Diseases (IATF) has accepted the COVID-19 vaccination certificates of Bulgaria, Iran, and Panama. On March 22 (Tuesday), the IATF gave its green light in recognizing the vaccination certificates from the three countries. The Office of the Presidential Spokesperson (OPS) said that the vaccination certificates will be for purposes of quarantine and mobility.

### Cases and Deaths as of 23 March 2022

- As of 23 March 2022 (2PM, GMT+8), worldwide, there were **474,430,144** confirmed cases, including **6,115,950** deaths. Globally, Case Fatality Rate (CFR) was **1.3**.
- In **China**, there were **1,232,647** confirmed cases with **11,855** deaths, including deaths in Hong Kong (6364) and Taiwan (853). Confirmed cases in China include confirmed cases in Hong Kong (1,075,910), Macau (82) and Taiwan (22,091). CFR was **1.0**.
- 27,483,659 confirmed cases** of COVID-19 have been reported in the ASEAN region with a total of **337,850 deaths**, with a CFR of **1.2**.

REGION	COUNTRY	FIRST CONFIRMED CASE(S)	LATEST REPORT ON CONFIRMED CASE(S)	TOTAL CONFIRMED CASES	NEW CASES (7-Day Rolling Average)	TOTAL DEATHS	NEW DEATHS (7-Day Rolling Average)	CASE FATALITY RATE	CUMULATIVE CASES/ 100,000	NUMBER OF TESTS LAST 14 DAYS/ 100,000	CUMULATIVE VACCINATED	CUMULATIVE FULLY VACCINATED	CUMULATIVE BOOSTERED	FULLY VACCINATED / 100
ASEAN REGION	Brunei	10 Mar 20	22-Mar-22	127,300	1,191(1482.30)	196	3	0.2%	29,380		407,876	404,788	118,331	91.68
	Cambodia	27 Jan 20	22-Mar-22	135,158	73(115.14)	3,052	0	2.3%	820	210	14,788,268	13,901,025	8,931,212	82.03
	Indonesia	02 Mar 20	22-Mar-22	5,974,646	7,464(8587.71)	154,062	170	2.6%	2,208	562	194,785,493	154,370,080		55.86
	Lao PDR	24 Mar 20	22-Mar-22	156,422	2,328(1287.57)	651	2	0.4%	2,182	103	5,452,875	4,406,248		59.71
	Malaysia	25 Jan 20	22-Mar-22	4,032,435	21,483(19831)	34,535	72	0.9%	12,554	6,239	27,430,408	25,788,833	15,507,221	78.68
	Myanmar	23 Mar 20	22-Mar-22	609,288	298(339.71)	19,425	0	3.2%	1,127	411	25,654,190	21,624,647		39.46
	Philippines	30 Jan 20	22-Mar-22	3,674,983	290(527(14)	58,281	5	1.6%	3,399	66	69,535,753	65,248,130	11,576,397	58.76

	<b>Singapore</b>	23 Jan 20	22-Mar-22	1,035,721	13,166(8318)	1,214	6	0.1%	17,928		5,003,208	4,958,375	3,819,090	90.92
	<b>Thailand</b>	13 Jan 20	22-Mar-22	3,398,792	21,382(24585)	24,420	83	0.7%	4,882	-	54,880,065	50,019,430	22,377,548	71.51
	<b>Vietnam</b>	23 Jan 20	22-Mar-22	8,338,914	249,153(219549)	42,014	65	0.5%	8,386	2,564	79,696,647	77,686,643	44,444,848	79.14
				<b>27,483,659</b>	<b>316,828</b>	<b>337,850</b>	<b>406</b>	<b>1.2%</b>						

Note: Population of each member state has remained constant.

- **450,569,296 confirmed cases** of COVID-19 have been reported in **216 countries/states** (other than China, Hong Kong, Taiwan, Macau, and ASEAN countries):

REGION/ TERRITORY	COUNTRY	FIRST CONFIRMED CASE(S)	LATEST REPORT ON CONFIRMED CASE(S)	TOTAL CONFIRMED CASES	NEW CASES	TOTAL DEATHS	NEW DEATH	CASE FATALI TY RATE	CUMULAT IVE CASES/ 100,000	NUMBER OF TESTS LAST 14 DAYS/ 100,000	CUMULATIVE VACCINATED	CUMULATIVE FULLY VACCINATED	CUMULATIVE BOOSTERED	FULLY VACCINATED / 100
<b>ASIA PACIFIC</b>	Japan	16-Jan-20	22-Mar-22	6,136,757	20,231	27,093	72	0.4%	4,860	1,327	102,153,541	100,506,158	44,472,895	79.73
	South Korea	20-Jan-20	22-Mar-22	9,936,540	353,725	13,141	384	0.1%	19,216	11,906	44,931,582	44,461,722	32,419,209	86.66
	Nepal	24-Jan-20	22-Mar-22	978,231	35	11,951	1	1.2%	3,419	293	21,903,002	18,748,545	1,925,234	63.18
	Australia	25-Jan-20	22-Mar-22	3,807,845	50,896	5,763	27	0.2%	14,845	4,839	22,163,996	20,952,845	12,497,152	81.25
	Sri Lanka	27-Jan-20	21-Mar-22	658,493	-	16,436	-	2.5%	3,020	325	16,994,196	14,381,844	7,711,860	66.9
	India	30-Jan-20	22-Mar-22	43,010,971	1,581	516,543	33	1.2%	3,148	639	972,808,865	820,497,326	20,577,318	58.88
	Afghanistan	24-Feb-20	22-Mar-22	177,255	64	7,656	2	4.3%	466	-	5,066,540	4,402,868		11.05
	Pakistan	26-Feb-20	22-Mar-22	1,522,419	228	30,333	2	2.0%	703	214	128,074,138	101,881,176	4,869,245	45.24
	New Zealand	28-Feb-20	22-Mar-22	518,685	20,954	177	14	0.0%	10,549	1,514	4,281,850	4,016,414	2,590,964	78.35
	Bhutan	05-Mar-20	22-Mar-22	22,625	240	9	-	0.0%	2,965	-	682,653	577,321	351,962	74.03
	Maldives	07-Mar-20	13-Mar-22	174,658	-	297	-	0.2%	32,895	1,716	398,348	371,439	143,477	68.33
	Bangladesh	08-Mar-20	22-Mar-22	1,950,846	121	29,117	-	1.5%	1,196	59	126,783,997	92,411,384	6,478,975	55.57
	Mongolia	10-Mar-20	22-Mar-22	467,641	46	2,177	-	0.5%	14,500	1,863	2,272,200	2,174,127	1,030,054	65.3
	Turkey	10-Mar-20	22-Mar-22	14,726,276	17,426	97,437	90	0.7%	17,651	4,615	57,756,278	52,934,131	35,812,641	62.24
	French Polynesia	12-Mar-20	21-Mar-22	71,673	-	646	-	0.9%	25,663		186,177	180,807		63.99
	Guam	15-Mar-20	21-Mar-22	46,809	-	341	-	0.7%	27,980		152,333	137,797		81.78
	New Caledonia	17-Mar-20	22-Mar-22	60,041	64	307	-	0.5%	20,862		187,946	179,744		62.36
Fiji	18-Mar-20	21-Mar-22	64,327	-	834	-	1.3%	7,228	572	679,918	626,424	114,144	69.38	
Papua New Guinea	21-Mar-20	03-Mar-22	41,533	-	639	-	1.5%	473	-	311,111	250,752		2.75	
Timor Leste	21-Mar-20	12-Mar-22	22,789	-	129	-	0.6%	1,762	388	692,594	577,299		42.96	

	Northern Mariana Islands	28-Mar-20	21-Mar-22	10,734	-	31	-	0.3%	18,760		45,287	43,098		83.12
	North Korea	24-Jul-20	25-Jul-20	1	-	-	-	0.0%	0					
	Solomon Islands	03-Oct-20	19-Mar-22	9,851	-	127	-	1.3%	1,471		226,873	115,901		16.46
	Wallis et Futuna	17-Oct-20	03-Dec-21	454	-	7	-	1.5%	2,833		6,483	6,457		58.2
	Marshall Islands	26-Oct-20	06-Jan-22	7	-	-	-	0.0%	12		30,185	24,984		32.14
	Vanuatu	11-Nov-20	22-Mar-22	1,117	92	1	-	0.1%	372	-	114,284	85,180		27.09
	Samoa	18-Nov-20	22-Mar-22	295	-	-	-	0.0%	150		173,862	131,031		65.47
	Micronesia	11-Jan-21	11-Jan-21	1	-	-	-	0.0%	1		63,351	52,677		51.48
	Palau	31-May-21	21-Mar-22	3,966	-	6	-	0.2%	22,024		20,347	18,041		83.79
	American Samoa	18-Sep-21	21-Mar-22	1,397	-	-	-	0.0%	2,526		44,359	39,840		84.06
	Tonga	05-Nov-21	22-Mar-22	3,418	186	2	-	0.1%	3,271		76,910	70,283		65.83
	Kiribati	25-Jan-22	22-Mar-22	3,057	2	13	-	0.4%	2,599		78,620	55,333		45.58
	Cook Islands	17-Feb-22	22-Mar-22	835	-	-	-	0.0%	3,904		14,992	14,333		81.57
<b>AMERICAS</b>	Niue	09-Mar-22	09-Mar-22	1	-				46		1,650	1,417		87.79
	USA	21-Jan-20	21-Mar-22	81,410,646	-	997,940	-	1.2%	24,802	1,673	255,021,542	217,093,232	96,675,246	65.39
	Canada	25-Jan-20	22-Mar-22	3,412,604	7,822	37,239	30	1.1%	8,979	1,102	32,663,794	31,100,669	18,130,306	81.7
	Brazil	26-Feb-20	21-Mar-22	29,650,082	-	657,595	-	2.2%	14,002	459	180,469,257	159,101,357	73,883,571	74.35
	Mexico	28-Feb-20	21-Mar-22	5,635,500	-	322,107	-	5.7%	4,417	56	85,531,580	79,546,420		61.07
	Saint Martin	01-Mar-20	03-Mar-22	9,912	-	63	-	0.6%	26,083					
	Ecuador	01-Mar-20	21-Mar-22	854,252	-	35,410	-	4.1%	4,917	231	14,825,781	13,682,255	4,984,429	76.49
	Dominican Republic	01-Mar-20	21-Mar-22	577,354	-	4,375	-	0.8%	5,376	190	7,171,966	5,898,438	2,276,046	53.85
	Chile	03-Mar-20	21-Mar-22	3,401,145	-	44,616	-	1.3%	17,946	5,964	17,850,881	17,327,128	15,434,094	90.19
	Argentina	03-Mar-20	22-Mar-22	9,016,057	4,690	127,675	76	1.4%	20,063	735	40,862,058	36,809,776	18,434,769	80.71
	Peru	05-Mar-20	21-Mar-22	3,541,994	-	211,924	-	6.0%	10,895	1,536	28,215,076	25,187,263	11,172,080	75.5
	Costa Rica	06-Mar-20	21-Mar-22	831,152	-	8,244	-	1.0%	16,466	612	4,273,569	3,892,636	1,624,107	75.75
	Colombia	06-Mar-20	22-Mar-22	6,081,933	294	139,489	18	2.3%	12,082	561	41,688,633	34,327,440	9,711,573	66.96
	French Guiana	06-Mar-20	17-Mar-22	78,326	-	394	-	0.5%	40,063					
	Martinique	06-Mar-20	15-Mar-22	135,881	-	905	-	0.7%	31,389					
Paraguay	07-Mar-20	21-Mar-22	647,268	-	18,599	-	2.9%	9,188	262	3,859,037	3,296,570	1,219,673	45.66	
Panama	10-Mar-20	21-Mar-22	761,643	-	8,159	-	1.1%	17,936	1,244	3,401,715	2,984,157	1,403,146	68.11	

Bolivia	10-Mar-20	21-Mar-22	899,999	-	21,483	-	2.4%	7,817	250	7,043,449	5,809,557	1,367,382	49.1
Honduras	11-Mar-20	18-Mar-22	418,300	-	10,857	-	2.6%	4,292		5,551,533	4,654,100	1,796,006	46.25
Cuba	11-Mar-20	22-Mar-22	1,082,880	679	8,508	1	0.8%	9,555	-	10,624,686	9,902,757	6,169,912	87.5
Guyana	11-Mar-20	21-Mar-22	63,195	-	1,226	-	1.9%	8,073	-	471,030	359,317	55,722	45.46
Jamaica	12-Mar-20	21-Mar-22	128,565	-	2,869	-	2.2%	4,361	628	777,544	668,201	31,903	22.47
St Vincent and the Grenadines	12-Mar-20	18-Mar-22	6,745	-	106	-	1.6%	6,099	5,045	35,873	29,875	3,379	26.85
Saint Lucia	13-Mar-20	21-Mar-22	22,891	-	365	-	1.6%	12,523	1,110	57,992	52,449	6,908	28.44
Trinidad and Tobago	13-Mar-20	21-Mar-22	135,328	-	3,716	-	2.7%	9,701	1,422	744,942	707,418	143,037	50.41
Venezuela	13-Mar-20	21-Mar-22	519,724	-	5,670	-	1.1%	1,823		22,157,232	14,287,370	410,887	49.77
Guatemala	13-Mar-20	21-Mar-22	816,653	-	17,241	-	2.1%	4,918	210	7,410,775	5,840,510	2,131,776	32
Uruguay	13-Mar-20	21-Mar-22	876,400	-	7,141	-	0.8%	25,317	3,265	2,969,668	2,830,045	2,144,602	81.2
Curacao	13-Mar-20	18-Mar-22	39,853	-	265	-	0.7%	25,297		107,371	98,413	40,305	59.72
Puerto Rico	13-Mar-20	21-Mar-22	477,621	-	4,154	-	0.9%	14,955		3,058,053	2,618,450		81.99
Suriname	13-Mar-20	21-Mar-22	79,025	-	1,324	-	1.7%	13,593	105	267,084	236,852	47,265	40.02
Antigua and Barbuda	13-Mar-20	20-Mar-22	7,473	-	135	-	1.8%	7,695	-	63,836	61,550		62.34
Guadeloupe	13-Mar-20	09-Mar-22	130,705	-	843	-	0.6%	29,505					
Cayman Islands	13-Mar-20	16-Mar-22	20,336	-	23	-	0.1%	31,311		61,502	59,726		89.82
Aruba	14-Mar-20	17-Mar-22	33,843	-	212	-	0.6%	31,833		87,743	80,856		75.43
Bahamas	15-Mar-20	21-Mar-22	33,230	-	787	-	2.4%	8,532	605	164,526	155,555	23,902	39.19
US Virgin Islands	16-Mar-20	21-Mar-22	15,584	-	110	-	0.7%	14,615		68,186	56,359		53.02
Sint Maarten	17-Mar-20	03-Mar-22	9,912	-	63	-	0.6%	26,083					
Montserrat	17-Mar-20	17-Mar-22	174	-	2	-	1.1%	1,863		1,887	1,783		35.8
Barbados	17-Mar-20	21-Mar-22	57,800	-	329	-	0.6%	20,138	3,439	160,800	150,682		52.37
El Salvador	18-Mar-20	20-Mar-22	161,052	-	4,113	-	2.6%	2,496	723	4,578,192	4,276,235	1,460,403	65.6
Nicaragua	18-Mar-20	15-Mar-22	18,290	-	223	-	1.2%	279		5,498,389	4,113,547		61.37
Bermuda	18-Mar-20	21-Mar-22	12,231	-	126	-	1.0%	19,135		48,040	46,439	31,982	74.79
Haiti	19-Mar-20	21-Mar-22	30,509	-	827	-	2.7%	271	29	159,661	108,801		0.94
Dominica	22-Mar-20	19-Mar-22	11,745	-	62	-	0.5%	16,356		32,284	29,826		41.33
Grenada	22-Mar-20	18-Mar-22	13,936	-	217	-	1.6%	12,443		43,245	37,825	5,870	33.47
Belize	23-Mar-20	21-Mar-22	57,168	-	654	-	1.1%	14,645	578	235,606	208,577	41,723	51.51
Turks and Caicos Islands	23-Mar-20	10-Mar-22	5,874	-	36	-	0.6%	15,381		31,296	29,317		74.74

	Saint Kitts and Nevis	24-Mar-20	20-Mar-22	5,548	-	42	-	0.8%	10,503	956	31,162	26,294	3,011	49.11
	British Virgin Islands	25-Mar-20	12-Mar-22	6,104	-	62	-	1.0%	20,326		19,008	17,459		57.39
	Anguilla	26-Mar-20	14-Mar-22	2,595	-	9	-	0.3%	19,579		10,547	9,603	2,489	63.49
	Caribbean Netherlands	01-Apr-20	21-Mar-22	8,039	-	31	-	0.4%	44,631		19,109	16,736		63.29
	Falkland Islands	03-Apr-20	12-Mar-22	118	-	-	-	0.0%	4,473		2,632	1,775		50.31
	Saint Pierre and Miquelon	05-Apr-20	22-Mar-22	1,781	88	1	-	0.1%	25,399					
<b>EUROPE</b>	Saint Barthelemy	25-Jul-20	03-Mar-22	3,780	-	6	-	0.2%	44,734					
	France	24-Jan-20	21-Mar-22	24,161,339	-	141,085	-	0.6%	36,029	4,532	54,013,751	52,443,557	36,110,994	77.78
	Germany	27-Jan-20	22-Mar-22	19,153,812	268,588	127,865	324	0.7%	23,040	2,737	63,621,325	63,053,677	48,455,094	75.15
	Finland	29-Jan-20	22-Mar-22	812,224	207	2,881	-	0.4%	14,713	2,544	4,499,620	4,287,316	2,828,912	77.27
	Italy	30-Jan-20	22-Mar-22	13,992,092	96,904	158,101	197	1.1%	23,205	8,645	50,701,443	47,762,411	38,546,744	79.12
	Russian Federation	31-Jan-20	22-Mar-22	17,637,795	26,394	365,373	472	2.1%	12,217	2,450	79,211,156	72,400,656	12,773,798	49.62
	Spain	31-Jan-20	22-Mar-22	11,378,784	54,147	102,053	350	0.9%	24,171	1,878	41,112,436	39,976,615	24,312,467	85.52
	Sweden	31-Jan-20	18-Mar-22	2,475,687	-	18,020	-	0.7%	24,070	294	7,813,945	7,608,355	5,102,154	74.88
	United Kingdom of Great Britain	31-Jan-20	22-Mar-22	20,413,731	94,297	163,929	250	0.8%	30,544	12,995	52,747,246	49,312,977	38,648,211	72.3
	Belgium	05-Feb-20	22-Mar-22	3,728,945	21,384	30,575	46	0.8%	32,471	2,951	9,228,189	9,119,827	7,279,499	78.4
	Switzerland	25-Feb-20	22-Mar-22	3,338,144	23,677	13,595	20	0.4%	38,930	8,015	6,080,340	5,994,331	3,630,046	68.78
	Austria	25-Feb-20	22-Mar-22	3,532,415	34,340	15,487	55	0.4%	39,793	84,501	6,811,126	6,586,015	5,071,792	72.83
	Croatia	25-Feb-20	22-Mar-22	1,085,558	1,254	15,463	12	1.4%	26,689	1,714	2,309,480	2,236,175	594,785	54.79
	Norway	26-Feb-20	21-Mar-22	1,383,227	-	2,169	-	0.2%	25,865	1,445	4,330,624	4,025,253	2,904,275	73.65
	Romania	26-Feb-20	22-Mar-22	2,823,415	5,140	64,749	52	2.3%	14,586	-	8,157,395	8,079,992		42.24
	Estonia	26-Feb-20	22-Mar-22	545,057	2,004	2,399	2	0.4%	41,087	3,859	858,732	842,057	453,476	63.54
	Georgia	26-Feb-20	22-Mar-22	1,643,295	1,053	16,678	7	1.0%	44,170	880	1,590,170	1,254,202	80,818	31.51
	North Macedonia	26-Feb-20	21-Mar-22	303,418	-	9,184	-	3.0%	14,563	1,360	852,030	834,203	143,397	40.05
	Greece	26-Feb-20	22-Mar-22	2,838,891	26,709	27,029	34	1.0%	26,491	33,908	7,889,555	7,581,901	5,524,099	73.11
	Denmark	27-Feb-20	22-Mar-22	2,872,877	6,992	5,460	30	0.2%	49,374	7,543	4,842,312	4,736,858	3,610,584	81.48
San Marino	27-Feb-20	22-Mar-22	14,968	242	112	-	0.7%	44,206		26,308	23,554	13,152	69.26	
Lithuania	27-Feb-20	22-Mar-22	997,690	3,737	8,751	15	0.9%	35,800	4,071	1,947,898	1,871,974	916,776	69.59	
Netherlands	27-Feb-20	22-Mar-22	7,583,852	40,534	21,820	24	0.3%	43,754	4,694	13,454,519	12,362,618	9,069,069	71.99	



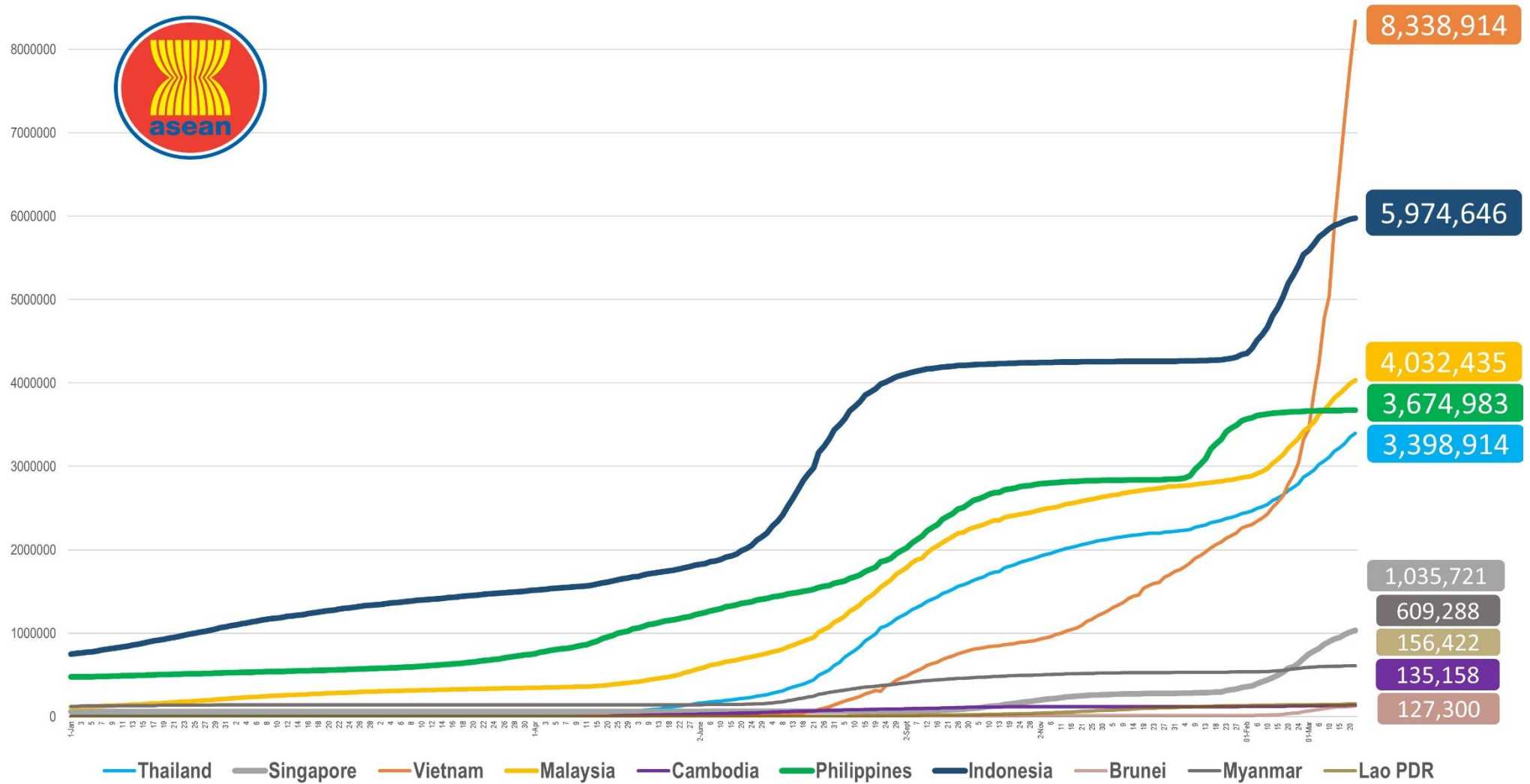
Azerbaijan	27-Feb-20	22-Mar-22	791,545	34	9,666	7	1.2%	7,897	609	5,319,389	4,814,484	3,010,297	47.09
Belarus	28-Feb-20	22-Mar-22	952,254	496	6,737	10	0.7%	10,059	1,836	5,683,247	5,107,020	275,734	54.08
Iceland	28-Feb-20	21-Mar-22	173,796	-	91	-	0.1%	48,101	12,295	309,646	289,886	250,084	78.6
Ireland	28-Feb-20	22-Mar-22	1,397,885	7,708	6,680	16	0.5%	28,289	3,430	4,065,095	4,000,495	2,880,234	80.28
Monaco	29-Feb-20	22-Mar-22	10,272	97	54	-	0.5%	26,363		28,875	25,667	10,598	64.95
Czech Republic	01-Mar-20	22-Mar-22	3,750,636	10,462	39,418	44	1.1%	35,152	3,175	6,949,189	6,855,342	4,072,300	63.92
Luxembourg	01-Mar-20	22-Mar-22	202,577	859	1,019	4	0.5%	32,679	4,232	479,766	456,085	365,154	71.85
Armenia	01-Mar-20	22-Mar-22	422,354	26	8,601	3	2.0%	14,280	948	1,100,694	919,397	18,849	30.98
Latvia	02-Mar-20	22-Mar-22	777,201	4,811	5,525	11	0.7%	40,632	7,326	1,343,612	1,301,635	510,576	69.72
Portugal	02-Mar-20	18-Mar-22	3,458,727	-	21,408	-	0.6%	33,680	6,141	9,663,542	9,415,073	6,213,268	92.6
Andorra	02-Mar-20	17-Mar-22	39,234	-	153	-	0.4%	50,859	-	57,805	53,301	24,732	68.91
Liechtenstein	03-Mar-20	22-Mar-22	15,497	39	83	-	0.5%	40,761	-	26,715	26,387	18,234	68.98
Ukraine	03-Mar-20	21-Mar-22	4,936,765	-	107,597	-	2.2%	11,123	-	15,729,617	15,221,792	752,581	35.02
Slovenia	04-Mar-20	22-Mar-22	942,954	5,018	6,451	2	0.7%	45,162	6,874	1,264,418	1,219,769	635,968	58.68
Hungary	04-Mar-20	22-Mar-22	1,831,423	1,495	45,143	48	2.5%	18,745	950	6,400,633	6,183,487	4,078,217	64.18
Poland	04-Mar-20	22-Mar-22	5,905,463	10,159	114,355	134	1.9%	15,553	984	22,571,765	22,318,598	11,615,331	59.05
Faroe Islands	04-Mar-20	03-Mar-22	34,658	-	28	-	0.1%	71,198	-	41,715	40,895	21,284	83.37
Bosnia and Herzegovina	05-Mar-20	21-Mar-22	374,276	-	15,677	-	4.2%	11,338	-	943,394	846,080	120,530	25.93
Gibraltar	05-Mar-20	22-Mar-22	16,402	108	101	-	0.6%	48,669	17,151	42,026	41,101	31,647	121.99
Slovakia	06-Mar-20	22-Mar-22	1,646,446	8,937	19,161	28	1.2%	30,187	5,044	2,819,177	2,760,839	1,633,895	50.66
Serbia	06-Mar-20	22-Mar-22	1,959,699	2,249	15,706	10	0.8%	28,218	2,359	3,347,069	3,269,158	1,877,574	47.58
Vatican City	06-Mar-20	19-Jan-22	29	-	-	-	0.0%	3,149					
Malta	07-Mar-20	22-Mar-22	75,102	333	624	-	0.8%	14,941	4,956	473,024	465,611	348,409	90.22
Moldova	07-Mar-20	22-Mar-22	510,514	273	11,377	3	2.2%	19,209		1,081,073	1,051,620	82,869	26.13
Bulgaria	08-Mar-20	21-Mar-22	1,126,146	-	36,330	-	3.2%	16,144	2,283	2,078,146	2,047,680	712,125	29.69
Albania	09-Mar-20	22-Mar-22	273,146	36	3,489	1	1.3%	9,570	105	1,275,907	1,209,791	252,161	42.11
Cyprus	09-Mar-20	22-Mar-22	387,315	4,673	923	3	0.2%	32,315	87,683	687,926	645,292	440,267	72.02
Guernsey	09-Mar-20	22-Mar-22	20,785	2,936	31	-	0.1%	31,865		54,146	51,351	39,278	81.01
Jersey	10-Mar-20	22-Mar-22	44,199	401	118	2	0.3%	48,671		82,751	79,180	61,258	78.34
Kazakhstan	13-Mar-20	22-Mar-22	1,304,931	36	13,655	1	1.0%	7,048	-	9,441,289	9,122,012	2,514,071	48.02
Kosovo	13-Mar-20	22-Mar-22	227,150	26	3,127	-	1.4%	12,660		901,225	819,496	99,373	45.98
Uzbekistan	15-Mar-20	22-Mar-22	237,520	12	1,637	-	0.7%	707		18,579,474	13,564,885		39.97

	Greenland	16-Mar-20	21-Mar-22	11,936	-	20	-	0.2%	21,229		41,243	38,502		67.7
	Montenegro	17-Mar-20	22-Mar-22	232,376	127	2,696	-	1.2%	37,351		289,367	281,194	96,412	44.77
	Kyrgyzstan	18-Mar-20	22-Mar-22	200,826	8	2,981	1	1.5%	3,110		1,477,546	1,220,372		18.41
	Isle of Man	19-Mar-20	21-Mar-22	26,325	-	81	-	0.3%	31,123		69,487	66,878	52,578	78.3
<b>MIDDLE EAST</b>	Tajikistan	30-Apr-20	07-Mar-22	17,786	-	125	-	0.7%	191		5,053,081	4,479,355	2,386	45.94
	UAE	29-Jan-20	22-Mar-22	888,386	316	2,302	-	0.3%	9,093	43,986	9,890,313	9,583,714	4,923,398	95.92
	Iran	19-Feb-20	22-Mar-22	7,143,409	1,122	139,735	73	2.0%	8,615	1,027	63,759,258	56,562,086	25,725,052	66.52
	Israel	21-Feb-20	21-Mar-22	3,785,813	-	10,431	-	0.3%	41,817	6,914	6,701,415	6,126,068	5,212,293	65.94
	Lebanon	21-Feb-20	22-Mar-22	1,089,005	410	10,258	6	0.9%	15,885	-	2,510,964	2,191,957	553,483	32.38
	Kuwait	24-Feb-20	22-Mar-22	627,584	242	2,553	-	0.4%	14,917	410	3,406,769	3,281,631	380,911	75.81
	Oman	24-Feb-20	22-Mar-22	387,730	103	4,250	-	1.1%	7,794	-	3,226,399	3,010,075	32,412	57.63
	Bahrain	24-Feb-20	22-Mar-22	546,896	1,135	1,466	1	0.3%	33,324	5,110	1,232,237	1,215,156	950,713	69.51
	Iraq	24-Feb-20	22-Mar-22	2,316,493	187	25,132	1	1.1%	5,893	-	10,181,944	7,047,956		17.12
	Qatar	29-Feb-20	21-Mar-22	360,109	-	677	-	0.2%	12,715	7,666	2,590,587	2,590,587	1,393,112	88.4
	Saudi Arabia	02-Mar-20	22-Mar-22	749,855	125	9,032	2	1.2%	2,188	720	25,792,668	23,964,566	9,904,609	67.81
	Jordan	02-Mar-20	22-Mar-22	1,689,314	9,135	14,003	44	0.8%	16,723	1,788	4,714,575	4,412,071		42.96
	Palestine	05-Mar-20	20-Mar-22	654,954	-	5,641	-	0.9%	13,979		1,991,893	1,747,035	2,779	33.45
	Syria	22-Mar-20	21-Mar-22	55,577	-	3,127	-	5.6%	326	-	2,301,422	1,315,550	3,046	7.2
	<b>AFRICA</b>	Yemen	10-Apr-20	22-Mar-22	11,802	1	2,142	-	18.1%	40	-	643,501	404,781	
Egypt		14-Feb-20	11-Mar-22	495,373	-	24,277	-	4.9%	493	9	43,739,249	31,254,429	1,462,500	29.98
Algeria		25-Feb-20	22-Mar-22	265,573	11	6,873	1	2.6%	617	-	7,461,932	6,110,712	436,274	13.7
Nigeria		28-Feb-20	18-Mar-22	255,103	-	3,142	-	1.2%	127	35	19,884,781	9,002,791		4.26
Tunisia		02-Mar-20	15-Mar-22	1,029,762	-	28,065	-	2.7%	8,805	533	7,168,733	6,341,665	1,158,567	53.13
Morocco		02-Mar-20	22-Mar-22	1,162,626	87	16,053	1	1.4%	3,188	251	24,870,225	23,334,113	5,988,765	62.48
Senegal		02-Mar-20	22-Mar-22	85,832	1	1,964	-	2.3%	527	102	1,457,116	1,039,257		6.04
South Africa		05-Mar-20	22-Mar-22	3,705,696	912	99,893	3	2.7%	6,328	512	20,778,875	17,662,694	1,888,503	29.42
Cameroon		06-Mar-20	20-Mar-22	119,544	-	1,927	-	1.6%	462	35	1,074,824	813,530		2.99
Togo		06-Mar-20	21-Mar-22	36,882	-	272	-	0.7%	456	139	1,556,974	1,155,393		13.63
Burkina Faso		09-Mar-20	20-Feb-22	20,751	-	375	-	1.8%	102	2	2,128,284	1,175,380		5.47
Democratic Republic of Congo		10-Mar-20	17-Mar-22	86,461	-	1,335	-	1.5%	100		754,459	442,965		0.48
Ivory Coast		11-Mar-20	21-Mar-22	81,667	-	796	-	1.0%	318	93	6,989,567	4,220,241		15.6
Reunion		11-Mar-20	15-Mar-22	318,695	-	689	-	0.2%	41,019					
Ghana		13-Mar-20	19-Mar-22	160,870	-	1,445	-	0.9%	529	167	8,793,591	4,867,214	134,058	15.34
Guinea		13-Mar-20	21-Mar-22	36,459	-	440	-	1.2%	285	304	3,427,088	2,467,847		18.28
Gabon		13-Mar-20	21-Mar-22	47,581	-	303	-	0.6%	2,190	421	299,993	245,649	1,076	10.78
Sudan		13-Mar-20	21-Mar-22	61,842	-	4,897	-	7.9%	144	-	5,171,677	2,746,556		6.12
Kenya	13-Mar-20	22-Mar-22	323,306	17	5,647	-	1.7%	615	123	11,696,182	8,090,985	268,625	14.71	
Ethiopia	13-Mar-20	22-Mar-22	469,494	25	7,489	-	1.6%	419	56	24,408,859	20,904,654		17.73	

Central African Republic	14-Mar-20	15-Mar-22	14,649	-	113	-	0.8%	309	29	880,271	824,469		16.76
Seychelles	14-Mar-20	16-Mar-22	39,761	-	163	-	0.4%	40,728		84,327	80,089	27,744	80.97
Rwanda	14-Mar-20	22-Mar-22	129,674	16	1,458	-	1.1%	1,027	752	8,811,796	7,808,436	2,288,039	58.81
Namibia	14-Mar-20	20-Mar-22	157,523	-	4,016	-	2.5%	6,315	493	449,018	378,399		14.62
Swaziland	14-Mar-20	22-Mar-22	69,597	34	1,392	-	2.0%	6,062		386,210	336,066		28.67
Mauritania	14-Mar-20	21-Mar-22	58,665	-	981	-	1.7%	1,296	302	1,551,049	1,054,562	39,412	22.08
Mayotte	14-Mar-20	11-Mar-22	36,745	-	187	-	0.5%	23,104					
Equatorial Guinea	15-Mar-20	17-Mar-22	15,899	-	183	-	1.2%	1,173	-	259,685	207,819		14.33
Republic of Congo	15-Mar-20	21-Mar-22	24,062	-	384	-	1.6%	447		680,630	640,017		11.31
Benin	16-Mar-20	16-Mar-22	26,952	-	163	-	0.6%	228	-	2,777,245	2,214,327		17.78
Liberia	16-Mar-20	14-Mar-22	7,397	-	294	-	4.0%	150		1,116,709	1,084,591		20.94
Tanzania	16-Mar-20	16-Mar-22	33,773	-	800	-	2.4%	58	-	3,595,010	2,779,782		4.52
Somalia	16-Mar-20	14-Mar-22	26,410	-	1,361	-	5.2%	171		1,869,813	1,253,056		7.66
Gambia	17-Mar-20	14-Mar-22	11,973	-	365	-	3.0%	510	435	331,266	318,161		12.79
Zambia	17-Mar-20	22-Mar-22	316,088	465	3,963	1	1.3%	1,770	153	2,764,508	2,120,529	33,684	11.21
Mauritius	18-Mar-20	21-Mar-22	35,380	-	934	-	2.6%	2,795	-	1,000,474	963,452	553,484	75.66
Djibouti	18-Mar-20	18-Mar-22	15,573	-	189	-	1.2%	1,600	623	143,706	103,693		10.35
Niger	19-Mar-20	21-Mar-22	8,794	-	308	-	3.5%	38	21	2,175,283	1,541,167		6.13
Chad	19-Mar-20	21-Mar-22	7,286	-	190	-	2.6%	46	29	281,174	152,238		0.9
Zimbabwe	20-Mar-20	22-Mar-22	244,685	166	5,429	2	2.2%	1,671	348	4,432,618	3,446,894	350,549	22.84
Cape Verde	20-Mar-20	22-Mar-22	55,931	4	401	-	0.7%	10,170		354,103	305,890		54.44
Madagascar	20-Mar-20	19-Mar-22	63,928	-	1,380	-	2.2%	237	11	1,077,971	1,027,827		3.62
Uganda	21-Mar-20	19-Mar-22	163,768	-	3,595	-	2.2%	370	70	14,131,307	8,014,082		17.01
Eritrea	21-Mar-20	18-Mar-22	9,723	-	103	-	1.1%	274	-				
Angola	21-Mar-20	17-Mar-22	99,003	-	1,900	-	1.9%	311	114	10,895,481	5,699,666	276,392	16.8
Mozambique	22-Mar-20	22-Mar-22	225,215	4	2,200	-	1.0%	742	37	14,007,210	12,827,731	262,678	39.88
Libya	24-Mar-20	22-Mar-22	501,211	76	6,382	5	1.3%	7,395		2,195,123	1,118,713	86,268	16.08
Guinea-Bissau	25-Mar-20	19-Mar-22	8,113	-	169	-	2.1%	422		519,240	341,270		16.93
Mali	25-Mar-20	22-Mar-22	30,458	4	727	-	2.4%	155		1,281,142	935,909		4.49
Botswana	30-Mar-20	25-Feb-22	263,950	-	2,619	-	1.0%	11,458	2,335	1,445,393	1,263,041	215,239	52.69
Sierra Leone	31-Mar-20	20-Mar-22	7,674	-	125	-	1.6%	98	118	1,727,305	1,114,047		13.68
Burundi	31-Mar-20	21-Mar-22	38,372	-	15	-	0.0%	333	152	10,372	9,827		0.08
Malawi	02-Apr-20	21-Mar-22	85,563	-	2,626	-	3.1%	459	35	1,570,322	861,888		4.39
South Sudan	05-Apr-20	21-Mar-22	17,137	-	138	-	0.8%	155	62	475,558	432,091		3.8
Sao Tome and Principe	06-Apr-20	20-Mar-22	5,941	-	73	-	1.2%	2,763		112,052	79,629	4,647	35.65
Comoros	30-Apr-20	21-Mar-22	8,077	-	160	-	2.0%	949	-	341,102	301,218		33.9
			<b>445,713,838</b>	<b>1,263,024</b>	<b>5,766,245</b>	<b>3,108</b>	<b>1.3%</b>						

# COVID-19 Epi curve among ASEAN Countries:

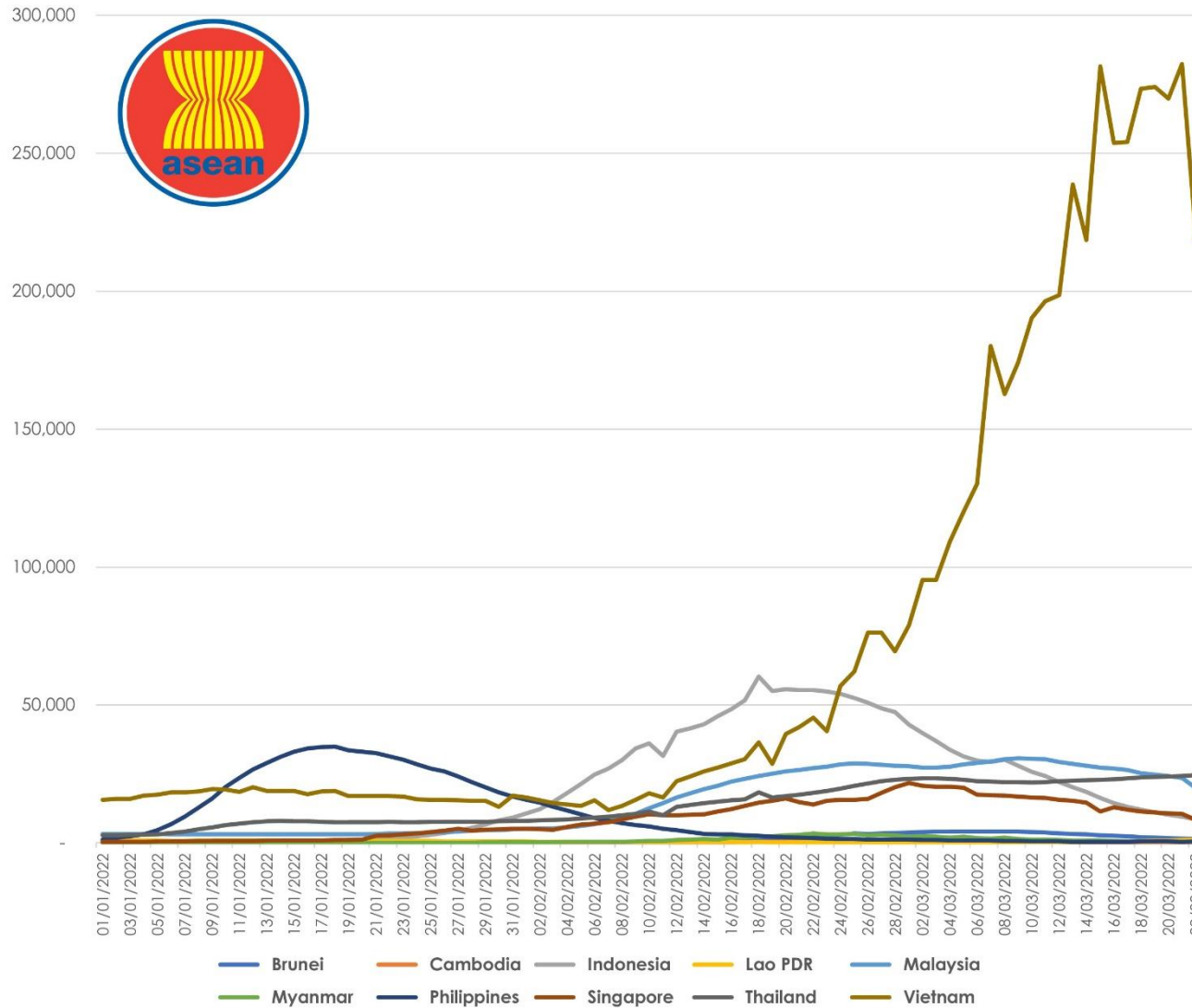
From January 1, 2021 to March 22, 2022



Cumulative cases of COVID-19 in the ASEAN Region as of March 22, 2022 (Report generated by ASEAN Biodiaspora Virtual Center)

# 7-Day Rolling Average of COVID-19 new cases

From January 1, 2022 to March 22, 2022

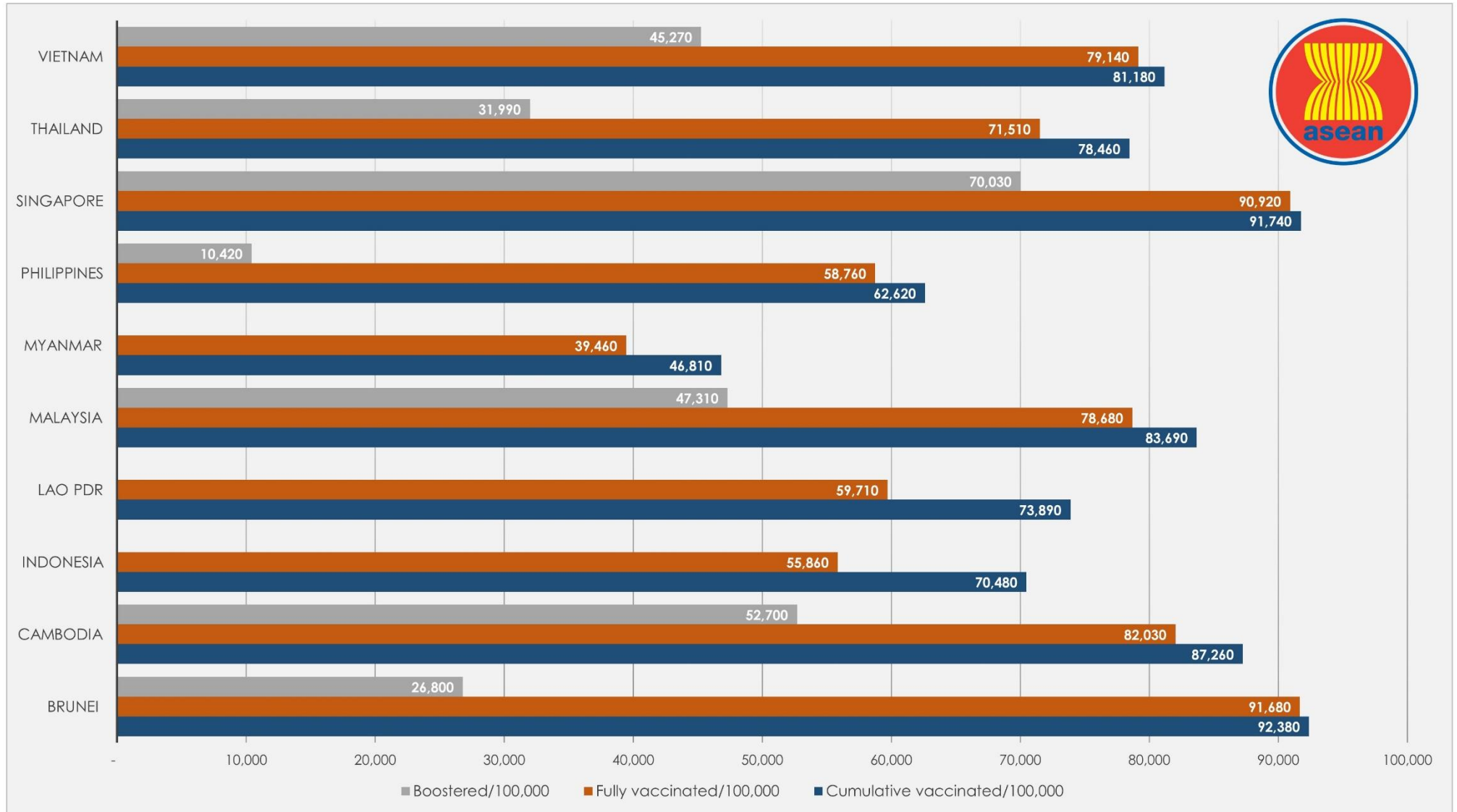


ASEAN Country	New Cases Rate of Change 7-Day Window*	P-value
Brunei	-189.32	0
Cambodia	-9.63	0
Indonesia	-935.72	0
Lao PDR	126.44	0
Malaysia	-1014.24	0.003
Myanmar	-62.54	0
Philippines	13.50	0.11
Singapore	-615.12	0.002
Thailand	234.85	0
Vietnam	-1762.54	0.699

\*\*Beta coefficient of linear line of best fit; equal to the rate of change in the 7-day rolling average of new cases over the past 7 days (as of March 22, 2022)


# COVID-19 Vaccination Status

as of 22 March 2022



# COVID-19 Outlook Assessment

as of 20 March 2022

 <b>ASEAN MEMBER STATE</b>	REQUIREMENT							
	At least <b>80% of the high-risk population has been vaccinated</b> with at least one dose of a COVID-19 vaccine.		At least <b>65% of the total population has a level of immunity</b> to COVID-19; either recovered from COVID-19 or have been vaccinated with at least one dose of a COVID-19 vaccine.		<b>Case levels are generally low</b> (a 7-day rolling average number of daily new cases that is <10 cases per 100,000, with each day's past-14-day test positivity is consistently <5%).		<b>Government Policy</b> on containment and health (strictness and comprehensiveness in COVID-19 related government policies)	
	% of High risk population fully vaccinated	Population vaccinated/day (7-day average)	% of Total population fully vaccinated / boosted	Population vaccinated/day (7-day average)	Daily cases/100,000	Test positivity last 14 days	Containment and health index score - Oxford COVID-19 Government Response Tracker (OxCGRT)	Change over the past 30 days
Brunei	≥90.0	Unknown	≥90.0/26.8	Unknown	387.00	Unknown	67.9/100	0.0
Cambodia	≥90.0	0%/day	88.1/52.2	0.05%/day	0.76	10.4	37.5/100	0.0
Indonesia	≥90.0	0%/day	59.1/ND	0.17%/day	3.54	13.7	55.7/100	-6.0
Lao PDR	≥90.0	0%/day	65.2/ND	0.17%/day	14.76	38.8	78.3/100	0.0
Malaysia	≥90.0	0%/day	79.1/47.2	0.01%/day	74.00	14.4	58.0/100	0.0
Myanmar	≥90.0	0%/day	40.9/ND	0.19%/day	0.73	6.8	77.7/100	+6.5
Philippines	≥90.0	0%/day	62.6/10.1	Unknown	0.50	4.8	82.4/100	0.0
Singapore	≥90.0	0%/day	87.7/69.3	0.06%/day	166.67	Unknown	74.4/100	0.0
Thailand	≥90.0	0%/day	72.6/31.9	0.02%/day	35.00	34.3	53.3/100	+0.3
Vietnam	87.9	0.02%/day	83.8/45.1	0.02%/day	292.80	100	73.2/100	0.0



Report generated by  
**ASEAN Biodiaspora Virtual Center (ABVC)**  
 in collaboration with **Bluedot Inc.**  
 Email: [support@biodiaspora.org](mailto:support@biodiaspora.org)

