

# COVID-19 Situational Report in the ASEAN Region

ASEAN BioDiaspora Virtual Center (ABVC)

as of February 23, 2022



# COVID-19: Highlights and Situation Overview

## Global Update

- Worldwide, there have been over 428 million cases and over 5.9 million deaths attributed to COVID-19.
- According to the World Health Organization (WHO), during the week of February 7 to 13, the global number of new COVID-19 cases decreased by 19% as compared to the number reported during the previous week, while the number of new deaths remained similar to that of the previous week. Across the six WHO regions, just over 16 million new cases and just under 75 000 new deaths were reported. As of 13 February 2022, over 409 million confirmed cases and over 5.8 million deaths have been reported globally. At the regional level, the Western Pacific Region reported an increase of 19% in the number of new weekly cases while all other regions reported decreases: the South-East Asia Region (37% decrease), the Region of the Americas (32% decrease), the African Region (30% decrease), the European Region (16% decrease) and the Eastern Mediterranean Region (12% decrease). The number of new weekly deaths increased in the Eastern Mediterranean Region (38%), the Western Pacific Region (27%), the African Region (14%) and the Region of the Americas (5%), while it remained similar to that of the previous week in the European Region and decreased in the South-East Asia Region (9%).
- In WHO's weekly epidemiological update, it was stated that the current global epidemiology of SARS-CoV-2 is characterized by the global dominance of the Omicron variant. All other variants, including VOCs (Alpha, Beta, Gamma and Delta) and VOIs (Lambda and Mu) continue to decline in all six WHO regions. Among the 432 470 sequences uploaded to GISAID with specimens collected in the last 30 days<sup>1</sup>, 425 227 (98.3%) were Omicron, 7 191 (1.7%) were Delta and one (<0.1%) was Lambda. During this same period, there were no Alpha, Beta, Gamma or Mu sequences reported. Meanwhile, the prevalence of BA.2 among sequenced Omicron cases globally submitted to GISAID has been steadily increasing, reaching 21.09% in week 5 of 2022. As of February 14, ten countries reported a predominance of BA.2 (>50%): Bangladesh, Brunei Darussalam, China, Denmark, Guam, India, Montenegro, Nepal, Pakistan, Philippines. However, there are differences between regions observed, with the South-East Asia Region reporting the highest prevalence of BA.2 among Omicron sequences (44.7%) and the Region of the Americas reporting the lowest prevalence (1%). This analysis is based on all sequences submitted to GISAID with samples collected from January 13 to February 11, and should be interpreted with due consideration of the limitations of surveillance system.

## Regional Update

- Vietnam registered a new record of 55,879 daily COVID-19 infections on February 22 (Tuesday) according to its Ministry of Health. The new infections, logged in 62 localities nationwide, which include 55,871 local cases and eight imported cases. The epidemic hotspot capital Hanoi logged its highest-ever number of daily infections with 6,860 cases on Tuesday, up 1,383. Other northern localities with high number of transmissions included Bac Ninh province with 2,842 cases and Bac Giang province with 2,500 cases. The cumulative cases in the country have now increased to 2,890,522 with 39,682 deaths.
- Thailand's Public Health Ministry on February 21 (Monday) raised its COVID-19 alert to Level 4 - the second-highest tier, following a sharp increase in Omicron variant infections nationwide. Ministry spokesman said that the government decided that the alert level will be raised

nationwide and containment measures will be stepped up in high-risk areas. Under the new alert, people are advised to work from home, avoid non-essential inter-provincial travels, suspend overseas trips, close at-risk venues, and avoid large gatherings.

### Vaccine Update

- Based on Malaysia's CovidNow portal, 22,945,612 or 97.5% of the adult population have completed COVID-19 vaccination, 23,223,983 or 98.7% have received at least one dose of the vaccine, while a total of 14,176,241 or 60.3% of the adult population in the country have received the COVID-19 booster dose as of February 22 (Tuesday). As for adolescents aged 12 to 17 years, a total of 2,799,326 individuals or 90% of the group have completed the vaccination while 2,888,143 or 92.9% have received at least one dose of the vaccine. A total of 615,671 individuals or 17.3% of the child population aged between five and 11 years in the country have received the first dose of the COVID-19 vaccine under the National COVID-19 Immunization Programme for Children (PICKids) as of yesterday. On Tuesday, a total of 147,742 vaccine doses were dispensed with 51,849 as the first dose, second dose (613) and booster dose (95,280) bringing the cumulative number of vaccine doses administered under the National COVID-19 Immunization Programme (PICK) to 66,441,964.

### Travel Advisories (new update/s)

- Vietnam: According to the country's Ministry of Transport (MoT), Vietnam has reopened international routes to and from 20 countries and territories. The country opened international flights to and from 28 countries and territories. Specifically, Vietnam's international routes have reopened to countries and territories including Cambodia, Hong Kong, Japan, South Korea, Malaysia, Philippines, Qatar, Singapore, Taiwan (China), Thailand, and Turkey, United Arab Emirates, Laos, mainland China, France, Germany, United Kingdom, Australia, Russia and the United States. The remaining eight countries that have not reopened flights are Brunei, India, Indonesia, Myanmar, Macau, Finland, Italy and Switzerland. The frequency of international routes to and from Vietnam is 370 flights per week per way, equivalent to 53 flights per day per way, while the frequency of international routes in the winter flight schedule in 2019 was 4,185 flights per week per way.

### Cases and Deaths as of 23 February 2022

- As of 23 February 2022 (2PM, GMT+8), worldwide, there were **428,302,184** confirmed cases, including **5,930,000** deaths. Globally, Case Fatality Rate (CFR) was **1.4**.
- In **China**, there were **188,569** confirmed cases with **5,788** deaths, including deaths in Hong Kong (300) and Taiwan (852). Confirmed cases in China include confirmed cases in Hong Kong (60,363), Macau (80) and Taiwan (20,100). CFR was **3.1**.
- 19,336,192 confirmed cases** of COVID-19 have been reported in the ASEAN region with a total of **321,426 deaths**, with a CFR of **1.7**.

REGION	COUNTRY	FIRST CONFIRMED CASE(S)	LATEST REPORT ON CONFIRMED CASE(S)	TOTAL CONFIRMED CASES	NEW CASES (7-Day Rolling Average)	TOTAL DEATHS	NEW DEATHS (7-Day Rolling Average)	CASE FATALITY RATE	CUMULATIVE CASES/ 100,000	NUMBER OF TESTS LAST 14 DAYS/ 100,000	CUMULATIVE VACCINATED	CUMULATIVE FULLY VACCINATED	FULLY VACCINATED / 100
ASEAN REGION	Brunei	10 Mar 20	22-Feb-22	41,049	3,251 (2,341)	112	1 (2)	0.3%	9,474		407,394	404,051	91.5
	Cambodia	27 Jan 20	22-Feb-22	127,575	598 (491)	3,022	2 (1)	2.4%	774	220	14,394,430	13,819,573	81.6
	Indonesia	02 Mar 20	22-Feb-22	5,289,414	57,491 (55,441)	146,798	257 (192)	2.8%	1,955	1,388	189,694,082	140,420,471	50.8
	Lao PDR	24 Mar 20	22-Feb-22	141,441	140 (251)	613	1 (2)	0.4%	1,973	171	4,839,599	4,272,279	57.9
	Malaysia	25 Jan 20	22-Feb-22	3,273,958	27,179 (27,182)	32,433	43 (36)	1.0%	10,247	8,416	26,673,685	25,744,172	78.6

	<b>Myanmar</b>	23 Mar 20	22-Feb-22	572,127	3,563 (3,396)	19,344	6 (5)	3.4%	1,059	767	23,334,797	20,616,499	37.6
	<b>Philippines</b>	30 Jan 20	22-Feb-22	3,654,284	758 (1,763)	55,776	13 (90)	1.5%	3,380	88	56,110,301	62,652,101	56.4
	<b>Singapore</b>	23 Jan 20	22-Feb-22	596,261	13,623 (14,038)	952	7 (6)	0.2%	10,454		4,948,618	4,823,890	88.5
	<b>Thailand</b>	13 Jan 20	22-Feb-22	2,749,561	18,363 (18,137)	22,694	35 (29)	0.8%	3,949	939	53,177,816	49,449,889	70.7
	<b>Vietnam</b>	23 Jan 20	22-Feb-22	2,890,522	56,149 (45,491)	39,682	77 (80)	1.4%	2,997	1,210	79,485,501	76,881,301	78.3
				<b>19,336,192</b>	<b>181,115</b>	<b>321,426</b>	<b>442</b>	<b>1.7%</b>					

Note: Population of each member state has remained constant.

- **408,777,423 confirmed cases** of COVID-19 have been reported in **224 countries/states** (other than China, Hong Kong, Taiwan, Macau, and ASEAN countries):

REGION	COUNTRY	FIRST CONFIRMED CASE(S)	LATEST REPORT ON CONFIRMED CASE(S)	TOTAL CONFIRMED CASES	NEW CASES	TOTAL DEATHS	NEW DEATHS	CASE FATALITY RATE	CUMULATIVE CASES/ 100,000	NUMBER OF TESTS LAST 14 DAYS/ 100,000	CUMULATIVE IMMUNIZED	CUMULATIVE FULLY VACCINATED	FULLY VACCINATED / 100
<b>ASIA PACIFIC</b>	<b>Japan</b>	16 Jan 2020	22-Feb-22	4,597,852	69,523	22,205	322	0.5%	3,641	1,674	101,626,424	100,130,402	79.4
	<b>South Korea</b>	20 Jan 2020	22-Feb-22	2,157,734	99,550	7,508	58	0.3%	4,173	8,361	44,811,397	44,309,867	86.4
	<b>Nepal</b>	24 Jan 2020	22-Feb-22	976,105	299	11,928	3	1.2%	3,412	302	21,371,742	18,497,689	62.3
	<b>Australia</b>	25 Jan 2020	22-Feb-22	2,726,179	20,310	4,965	36	0.2%	10,628	4,242	21,992,267	20,433,044	79.2
	<b>Sri Lanka</b>	27 Jan 2020	22-Feb-22	639,297	1,254	16,055	31	2.5%	2,932	608	16,849,327	14,082,672	65.5
	<b>India</b>	30 Jan 2020	22-Feb-22	42,851,929	13,405	512,344	235	1.2%	3,136	1,201	962,967,313	774,808,452	55.6
	<b>Afghanistan</b>	24 Feb 2020	21-Feb-22	172,441	-	7,549	-	4.4%	453		4,801,524	4,125,717	10.4
	<b>Pakistan</b>	26 Feb 2020	22-Feb-22	1,502,641	961	30,053	13	2.0%	694	329	124,309,711	96,218,183	42.7
	<b>New Zealand</b>	28 Feb 2020	22-Feb-22	36,162	2,845	56	3	0.2%	735	7,018	4,246,469	3,953,287	77.1
	<b>Bhutan</b>	05 Mar 2020	22-Feb-22	10,196	84	6	-	0.1%	1,336	19,315	594,872	572,425	73.4
	<b>Maldives</b>	07 Mar 2020	22-Feb-22	166,525	796	292	-	0.2%	31,363	10,197	398,072	370,710	68.2
	<b>Bangladesh</b>	08 Mar 2020	22-Feb-22	1,936,837	1,595	28,990	16	1.5%	1,188	260	102,503,628	76,750,335	46.2
	<b>Mongolia</b>	10 Mar 2020	22-Feb-22	461,796	449	2,159	-	0.5%	14,319	4,835	2,270,897	2,172,253	65.3
	<b>Turkey</b>	10 Mar 2020	22-Feb-22	13,675,581	86,070	92,990	271	0.7%	16,392	7,059	57,634,087	52,732,078	62.0
	<b>French Polynesia</b>	12 Mar 2020	19-Feb-22	60,716	-	637	-	1.0%	21,740		183,320	166,049	58.8
	<b>Guam</b>	15 Mar 2020	21-Feb-22	42,818	-	317	-	0.7%	25,594		148,816	134,130	79.6
<b>New Caledonia</b>	17 Mar 2020	21-Feb-22	45,326	-	287	-	0.6%	15,749		187,385	178,784	62.0	
<b>Fiji</b>	18 Mar 2020	21-Feb-22	63,650	-	826	-	1.3%	7,152	262	666,958	618,454	68.5	

	<b>Papua New Guinea</b>	21 Mar 2020	20-Feb-22	40,296	-	636	-	1.6%	459		301,838	241,019	2.6
	<b>Timor Leste</b>	21 Mar 2020	22-Feb-22	22,485	79	125	-	0.6%	1,739	2,689	674,828	568,544	42.3
	<b>Northern Mariana Islands</b>	28 Mar 2020	21-Feb-22	8,711	-	26	-	0.3%	15,225		44,959	42,601	82.2
	<b>North Korea</b>	24 Jul 2020	25-Jul-20	1	-	-	-	0.0%	0				
	<b>Solomon Islands</b>	03 Oct 2020	22-Feb-22	5,891	101	83	-	1.4%	879		200,876	84,320	12.0
	<b>Wallis et Futuna</b>	17 Oct 2020	03-Dec-21	454	-	7	-	1.5%	2,833		6,151	6,136	55.3
	<b>Marshall Islands</b>	26 Oct 2020	06-Jan-22	7	-	-	-	0.0%	12		27,874	23,655	30.4
	<b>Vanuatu</b>	11 Nov 2020	20-Feb-22	15	-	1	-	6.7%	5		110,907	78,231	24.9
	<b>Samoa</b>	18 Nov 2020	02-Feb-22	33	-	-	-	0.0%	17		145,989	130,289	65.1
	<b>Micronesia</b>	11 Jan 2021	11-Jan-21	1	-	-	-	0.0%	1		58,084	46,484	45.4
	<b>Palau</b>	31 May 2021	22-Feb-22	3,627	64	6	-	0.2%	20,141		20,181	17,696	82.2
	<b>Tonga</b>	05 Nov 2021	20-Feb-22	234	-	-	-	0.0%	224		75,868	69,092	64.7
	<b>Kiribati</b>	25 Jan 2022	22-Feb-22	2,861	28	11	-	0.4%	2,433		74,579	46,015	37.9
<b>AMERICAS</b>	<b>USA</b>	21 Jan 2020	22-Feb-22	80,201,999	56,717	962,212	2,055	1.2%	24,434	2,234	252,791,817	213,949,978	64.4
	<b>Canada</b>	25 Jan 2020	22-Feb-22	3,250,825	6,887	36,116	70	1.1%	8,554	1,667	32,522,373	30,770,375	80.8
	<b>Brazil</b>	26 Feb 2020	21-Feb-22	28,258,458	-	644,918	-	2.3%	13,345	921	176,406,587	153,654,205	71.8
	<b>Mexico</b>	28 Feb 2020	21-Feb-22	5,418,257	-	315,786	-	5.8%	4,247	116	85,050,217	78,680,575	60.4
	<b>Saint Martin</b>	01 Mar 2020	17-Feb-22	9,827	-	63	-	0.6%	25,859				
	<b>Ecuador</b>	01 Mar 2020	21-Feb-22	819,886	-	35,160	-	4.3%	4,719	316	14,740,119	13,488,731	75.4
	<b>Dominican Republic</b>	01 Mar 2020	22-Feb-22	572,596	306	4,360	3	0.8%	5,332	601	7,076,809	5,850,286	53.4
	<b>Chile</b>	03 Mar 2020	22-Feb-22	2,895,931	19,476	41,526	35	1.4%	15,280	7,628	17,716,805	17,118,160	89.1
	<b>Argentina</b>	03 Mar 2020	22-Feb-22	8,855,624	16,950	125,618	167	1.4%	19,706	919	40,202,768	35,786,627	78.5
	<b>Peru</b>	05 Mar 2020	21-Feb-22	3,497,896	-	209,641	-	6.0%	10,759	2,752	25,261,225	23,251,202	69.7
	<b>Costa Rica</b>	06 Mar 2020	21-Feb-22	790,444	-	7,936	-	1.0%	15,660	1,282	4,119,679	3,747,136	72.9
	<b>Colombia</b>	06 Mar 2020	22-Feb-22	6,052,126	2,174	138,285	80	2.3%	12,023	779	41,146,060	33,183,721	64.7
	<b>French Guiana</b>	06 Mar 2020	22-Feb-22	77,575	43	389	1	0.5%	39,679				
	<b>Martinique</b>	06 Mar 2020	16-Feb-22	108,349	-	861	-	0.8%	25,029				

<b>Paraguay</b>	07 Mar 2020	21-Feb-22	636,520	-	18,237	-	2.9%	9,036	1,038	3,761,096	3,169,397	43.9
<b>Panama</b>	10 Mar 2020	21-Feb-22	751,241	-	8,029	-	1.1%	17,691	2,887	3,193,587	2,539,593	58.0
<b>Bolivia</b>	10 Mar 2020	21-Feb-22	890,420	-	21,386	-	2.4%	7,734	569	6,872,780	5,526,428	46.7
<b>Honduras</b>	11 Mar 2020	21-Feb-22	408,456	-	10,671	-	2.6%	4,191		5,299,044	4,560,702	45.3
<b>Cuba</b>	11 Mar 2020	22-Feb-22	1,066,414	467	8,491	-	0.8%	9,409	-	10,599,501	9,869,609	87.2
<b>Guyana</b>	11 Mar 2020	21-Feb-22	62,668	-	1,213	-	1.9%	8,006	-	429,982	324,175	41.0
<b>Jamaica</b>	12 Mar 2020	22-Feb-22	127,706	41	2,795	8	2.2%	4,332	716	761,935	644,621	21.7
<b>St Vincent and the Grenadines</b>	12 Mar 2020	21-Feb-22	6,737	-	105	-	1.6%	6,092	484	34,939	28,798	25.9
<b>Saint Lucia</b>	13 Mar 2020	22-Feb-22	22,568	23	357	-	1.6%	12,346		57,608	51,889	28.1
<b>Trinidad and Tobago</b>	13 Mar 2020	21-Feb-22	124,076	-	3,574	-	2.9%	8,895	-	739,745	700,294	49.9
<b>Venezuela</b>	13 Mar 2020	21-Feb-22	511,772	-	5,616	-	1.1%	1,795		22,157,232	14,287,370	49.8
<b>Guatemala</b>	13 Mar 2020	21-Feb-22	758,303	-	16,794	-	2.2%	4,567	305	7,096,019	5,499,833	30.1
<b>Uruguay</b>	13 Mar 2020	21-Feb-22	819,379	-	6,895	-	0.8%	23,670	5,876	2,959,530	2,708,828	77.7
<b>Curacao</b>	13 Mar 2020	22-Feb-22	38,778	41	261	1	0.7%	24,615		106,647	98,085	59.5
<b>Puerto Rico</b>	13 Mar 2020	21-Feb-22	471,901	-	4,084	-	0.9%	14,776		3,028,122	2,581,739	80.8
<b>Suriname</b>	13 Mar 2020	21-Feb-22	77,810	-	1,314	-	1.7%	13,384	299	265,860	234,910	39.7
<b>Antigua and Barbuda</b>	13 Mar 2020	19-Feb-22	7,408	-	135	-	1.8%	7,628	-	63,492	60,963	61.8
<b>Guadeloupe</b>	13 Mar 2020	17-Feb-22	123,622	-	828	-	0.7%	27,906				
<b>Cayman Islands</b>	13 Mar 2020	17-Feb-22	18,728	-	17	-	0.1%	28,835		59,591	57,869	87.0
<b>Aruba</b>	14 Mar 2020	22-Feb-22	33,631	13	211	-	0.6%	31,634		87,292	80,342	75.0
<b>Bahamas</b>	15 Mar 2020	21-Feb-22	33,068	-	770	-	2.3%	8,490	744	162,601	153,291	38.6
<b>US Virgin Islands</b>	16 Mar 2020	19-Feb-22	15,302	-	108	-	0.7%	14,350		67,227	55,802	52.5
<b>Sint Maarten</b>	17 Mar 2020	21-Feb-22	9,533	-	85	-	0.9%	23,404		27,803	25,776	59.4
<b>Montserrat</b>	17 Mar 2020	08-Feb-22	163	-	2	-	1.2%	1,745		1,861	1,739	34.9
<b>Barbados</b>	17 Mar 2020	21-Feb-22	53,884	-	311	-	0.6%	18,773		159,825	148,906	51.8
<b>El Salvador</b>	18 Mar 2020	21-Feb-22	147,786	-	4,048	-	2.7%	2,290	363	4,554,203	4,233,066	64.9
<b>Nicaragua</b>	18 Mar 2020	15-Feb-22	17,895	-	219	-	1.2%	273		5,371,365	3,822,334	57.0
<b>Bermuda</b>	18 Mar 2020	21-Feb-22	11,423	-	123	-	1.1%	17,871		46,961	46,041	74.2
<b>Haiti</b>	19 Mar 2020	21-Feb-22	30,260	-	819	-	2.7%	269	-	150,155	99,729	0.9

	<b>Dominica</b>	22 Mar 2020	18-Feb-22	10,801	-	57	-	0.5%	15,042		32,027	29,400	40.7
	<b>Grenada</b>	22 Mar 2020	22-Feb-22	13,565	33	214	-	1.6%	12,111		42,855	37,338	33.0
	<b>Belize</b>	23 Mar 2020	21-Feb-22	56,256	-	645	-	1.1%	14,412	8,990	233,957	205,869	50.8
	<b>Turks and Caicos Islands</b>	23 Mar 2020	19-Feb-22	5,846	-	36	-	0.6%	15,307		31,082	29,032	74.0
	<b>Saint Kitts and Nevis</b>	24 Mar 2020	19-Feb-22	5,523	-	42	-	0.8%	10,456	1,130,337	31,100	26,256	49.0
	<b>British Virgin Islands</b>	25 Mar 2020	18-Feb-22	6,050	-	62	-	1.0%	20,147		18,899	17,307	56.9
	<b>Anguilla</b>	26 Mar 2020	16-Feb-22	2,506	-	9	-	0.4%	18,908		10,230	9,500	62.8
	<b>Caribbean Netherlands</b>	01 Apr 2020	21-Feb-22	7,528	-	31	-	0.4%	41,794		19,109	16,736	63.3
	<b>Falkland Islands</b>	03 Apr 2020	11-Feb-22	90	-	-	-	0.0%	3,412		2,632	1,775	50.3
	<b>Saint Pierre and Miquelon</b>	05 Apr 2020	21-Feb-22	1,063	-	1	-	0.1%	15,160				
	<b>Saint Barthelemy</b>	25 Jul 2020	17-Feb-22	3,735	-	6	-	0.2%	44,201				
<b>EUROPE</b>	<b>France</b>	24 Jan 2020	21-Feb-22	22,456,540	-	137,619	-	0.6%	33,487	6,317	53,938,605	52,186,735	77.4
	<b>Germany</b>	27 Jan 2020	22-Feb-22	13,889,179	202,628	122,369	402	0.9%	16,707	2,953	63,389,109	62,525,123	74.5
	<b>Finland</b>	29 Jan 2020	22-Feb-22	625,463	2,746	2,329	-	0.4%	11,330	2,832	4,468,564	4,218,028	76.0
	<b>Italy</b>	30 Jan 2020	22-Feb-22	12,554,596	60,137	153,512	322	1.2%	20,821	11,292	50,589,904	47,264,240	78.3
	<b>Russian Federation</b>	31 Jan 2020	22-Feb-22	15,657,928	135,172	347,031	796	2.2%	10,845	7,157	78,284,278	71,601,909	49.1
	<b>Spain</b>	31 Jan 2020	22-Feb-22	10,880,194	22,194	98,635	173	0.9%	23,112	2,520	41,037,784	38,854,296	83.1
	<b>Sweden</b>	31 Jan 2020	22-Feb-22	2,431,365	8,509	16,897	80	0.7%	23,639	1,038	7,798,800	7,566,261	74.5
	<b>United Kingdom of Great Britain</b>	31 Jan 2020	22-Feb-22	18,695,448	40,876	160,815	205	0.9%	27,973	16,035	52,573,589	48,885,893	71.7
	<b>Belgium</b>	05 Feb 2020	22-Feb-22	3,512,212	17,989	30,015	95	0.9%	30,583	3,792	9,205,892	9,040,133	77.7
	<b>Switzerland</b>	25 Feb 2020	22-Feb-22	2,700,057	14,954	13,171	14	0.5%	31,488	7,528	6,075,774	5,966,606	68.5
	<b>Austria</b>	25 Feb 2020	22-Feb-22	2,515,962	21,427	14,631	37	0.6%	28,342	84,307	6,781,590	6,525,616	72.2
	<b>Croatia</b>	25 Feb 2020	22-Feb-22	1,043,334	1,810	14,905	36	1.4%	25,650	3,430	2,304,582	2,225,176	54.5
	<b>Norway</b>	26 Feb 2020	21-Feb-22	1,151,288	-	1,549	-	0.1%	21,528	4,551	4,327,195	4,016,165	73.5
	<b>Romania</b>	26 Feb 2020	22-Feb-22	2,686,089	14,775	62,839	215	2.3%	13,877	4,931	8,139,594	8,042,658	42.1
	<b>Estonia</b>	26 Feb 2020	22-Feb-22	467,989	5,261	2,181	11	0.5%	35,278	8,406	856,818	837,165	63.2
	<b>Georgia</b>	26 Feb 2020	22-Feb-22	1,565,769	12,101	15,933	45	1.0%	42,086	15,752	1,558,946	1,241,806	31.2

<b>North Macedonia</b>	26 Feb 2020	22-Feb-22	294,407	848	8,937	22	3.0%	14,131	11,542	850,807	831,524	39.9
<b>Greece</b>	26 Feb 2020	22-Feb-22	2,336,615	19,601	25,485	68	1.1%	21,804	41,267	7,843,429	7,459,836	71.9
<b>Denmark</b>	27 Feb 2020	22-Feb-22	2,513,265	28,773	4,375	34	0.2%	43,194	24,281	4,845,364	4,741,335	81.6
<b>San Marino</b>	27 Feb 2020	21-Feb-22	14,207	-	112	-	0.8%	41,958		24,570	21,777	64.0
<b>Lithuania</b>	27 Feb 2020	22-Feb-22	871,458	5,899	8,293	26	1.0%	31,270	6,201	1,945,642	1,868,890	69.5
<b>Netherlands</b>	27 Feb 2020	22-Feb-22	6,153,207	34,665	21,507	18	0.3%	35,500	5,881	13,444,988	12,348,692	71.9
<b>Azerbaijan</b>	27 Feb 2020	22-Feb-22	777,804	2,372	9,280	19	1.2%	7,760	2,116	5,280,393	4,772,019	46.7
<b>Belarus</b>	28 Feb 2020	22-Feb-22	890,089	2,507	6,392	17	0.7%	9,402	4,659	5,460,847	4,497,626	47.6
<b>Iceland</b>	28 Feb 2020	22-Feb-22	112,094	2,600	61	3	0.1%	31,024	11,999	309,168	288,150	78.1
<b>Ireland</b>	28 Feb 2020	22-Feb-22	1,280,058	3,280	6,452	9	0.5%	25,905	4,262	4,046,110	3,958,370	79.4
<b>Monaco</b>	29 Feb 2020	22-Feb-22	9,267	50	51	-	0.6%	23,783		28,875	25,667	65.0
<b>Czech Republic</b>	01 Mar 2020	22-Feb-22	3,523,869	13,509	38,335	78	1.1%	33,027	8,626	6,940,161	6,835,692	63.7
<b>Luxembourg</b>	01 Mar 2020	22-Feb-22	179,305	798	986	1	0.5%	28,925	4,888	478,779	433,374	68.3
<b>Armenia</b>	01 Mar 2020	22-Feb-22	416,510	753	8,354	16	2.0%	14,082	2,281	1,067,296	876,951	29.6
<b>Latvia</b>	02 Mar 2020	22-Feb-22	601,600	11,837	5,130	17	0.9%	31,451	15,194	1,341,514	1,297,083	69.5
<b>Portugal</b>	02 Mar 2020	22-Feb-22	3,206,281	13,103	20,894	28	0.7%	31,222	13,210	9,643,354	9,301,289	91.5
<b>Andorra</b>	02 Mar 2020	22-Feb-22	37,820	231	151	1	0.4%	49,026	3,495	57,791	53,208	68.8
<b>Liechtenstein</b>	03 Mar 2020	22-Feb-22	11,302	9	76	1	0.7%	29,727	-	26,701	26,294	68.7
<b>Ukraine</b>	03 Mar 2020	22-Feb-22	4,758,773	24,440	104,932	287	2.2%	10,722	1,543	15,695,804	15,168,706	34.9
<b>Slovenia</b>	04 Mar 2020	22-Feb-22	882,364	2,291	6,236	15	0.7%	42,260	47,980	1,263,574	1,217,619	58.6
<b>Hungary</b>	04 Mar 2020	22-Feb-22	1,762,878	3,193	43,430	131	2.5%	18,044	3,377	6,389,711	6,158,184	63.9
<b>Poland</b>	04 Mar 2020	22-Feb-22	5,582,217	18,771	110,157	324	2.0%	14,701	3,497	22,489,023	22,105,445	58.5
<b>Faroe Islands</b>	04 Mar 2020	20-Feb-22	32,044	-	24	-	0.1%	65,829	31,764	41,715	40,895	83.4
<b>Bosnia and Herzegovina</b>	05 Mar 2020	22-Feb-22	369,230	495	15,362	35	4.2%	11,185	-	943,394	846,080	25.9
<b>Gibraltar</b>	05 Mar 2020	18-Feb-22	14,873	-	101	-	0.7%	44,132		41,705	40,840	121.2
<b>Slovakia</b>	06 Mar 2020	22-Feb-22	1,374,459	13,420	18,279	27	1.3%	25,201	12,387	2,816,377	2,736,733	50.2
<b>Serbia</b>	06 Mar 2020	22-Feb-22	1,892,187	4,591	14,958	54	0.8%	27,245	3,844	3,342,056	3,259,103	47.4
<b>Vatican City</b>	06 Mar 2020	19-Jan-22	29	-	-	-	0.0%	3,149				
<b>Malta</b>	07 Mar 2020	22-Feb-22	70,829	90	599	1	0.8%	14,091	4,617	468,914	461,593	89.4
<b>Moldova</b>	07 Mar 2020	21-Feb-22	495,415	-	11,117	-	2.2%	18,641		989,897	1,031,212	25.6
<b>Bulgaria</b>	08 Mar 2020	21-Feb-22	1,072,493	-	35,185	-	3.3%	15,375	5,175	1,904,143	2,038,507	29.6



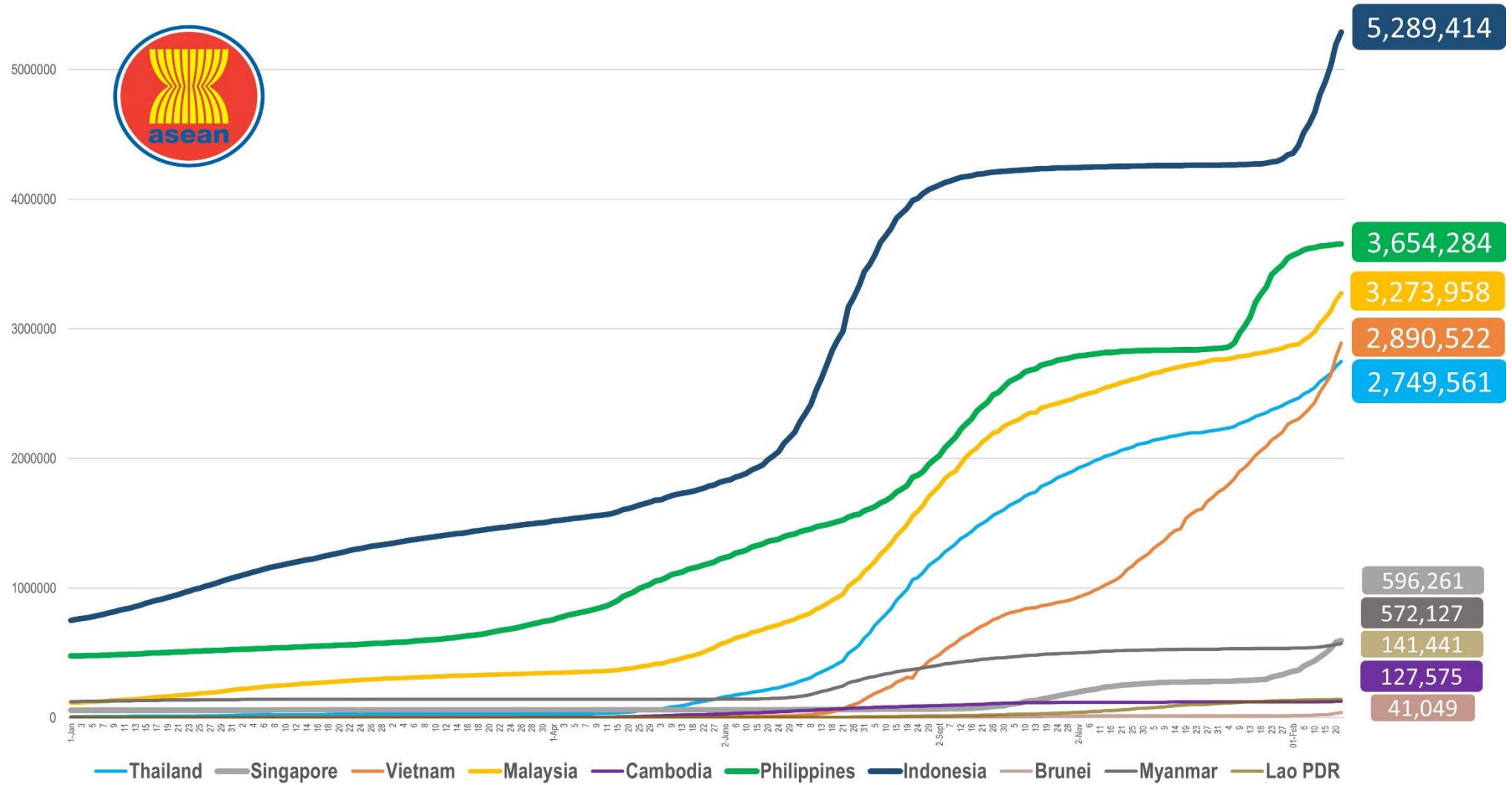
	<b>Albania</b>	09 Mar 2020	22-Feb-22	270,455	85	3,451	6	1.3%	9,476	408	1,265,923	1,188,503	41.4
	<b>Cyprus</b>	09 Mar 2020	22-Feb-22	311,239	2,322	830	5	0.3%	25,967	100,351	687,100	643,846	71.9
	<b>Channel Islands</b>	09 Mar 2020	22-Feb-22	13,503	353	31	-	0.2%	20,701		54,146	51,351	81.0
	<b>Jersey</b>	10 Mar 2020	22-Feb-22	36,233	250	110	1	0.3%	39,899		82,474	78,544	77.7
	<b>Kazakhstan</b>	13 Mar 2020	22-Feb-22	1,299,566	483	13,545	2	1.0%	7,019	-	9,348,441	8,932,551	47.0
	<b>Kosovo</b>	13 Mar 2020	22-Feb-22	225,249	101	3,101	1	1.4%	12,554		898,147	813,241	45.6
	<b>Uzbekistan</b>	15 Mar 2020	22-Feb-22	235,602	175	1,623	2	0.7%	702		18,328,631	12,866,678	37.9
	<b>Greenland</b>	16 Mar 2020	21-Feb-22	11,581	-	13	-	0.1%	20,598		41,229	38,474	67.7
	<b>Montenegro</b>	17 Mar 2020	22-Feb-22	229,222	266	2,666	-	1.2%	36,844		288,273	279,695	44.5
	<b>Kyrgyztan</b>	18 Mar 2020	22-Feb-22	200,368	31	2,947	1	1.5%	3,103		1,421,219	1,143,099	17.3
	<b>Isle of Man</b>	19 Mar 2020	22-Feb-22	22,471	64	79	-	0.4%	26,566		69,345	66,457	77.8
	<b>Tajikistan</b>	30 Apr 2020	20-Feb-22	17,388	-	124	-	0.7%	187		4,659,726	3,871,743	39.7
<b>MIDDLE EAST</b>	<b>UAE</b>	29 Jan 2020	22-Feb-22	875,884	626	2,297	1	0.3%	8,965	56,359	9,890,473	9,445,402	94.5
	<b>Iran</b>	19 Feb 2020	22-Feb-22	6,983,635	22,073	135,499	223	1.9%	8,423	1,442	62,261,396	55,157,584	64.9
	<b>Israel</b>	21 Feb 2020	22-Feb-22	3,576,923	10,107	10,038	37	0.3%	39,510	14,930	6,698,138	6,118,366	65.9
	<b>Lebanon</b>	21 Feb 2020	22-Feb-22	1,053,252	3,978	10,007	18	1.0%	15,363	-	2,481,117	2,131,804	31.5
	<b>Kuwait</b>	24 Feb 2020	22-Feb-22	615,397	1,053	2,531	1	0.4%	14,628	8,249	3,382,899	3,374,933	78.0
	<b>Oman</b>	24 Feb 2020	22-Feb-22	377,948	1,224	4,238	4	1.1%	7,597		3,205,004	2,990,954	57.3
	<b>Bahrain</b>	24 Feb 2020	22-Feb-22	498,637	3,425	1,442	4	0.3%	30,383	20,449	1,227,305	1,197,343	68.5
	<b>Iraq</b>	24 Feb 2020	22-Feb-22	2,294,929	1,685	24,897	21	1.1%	5,838	422	9,725,861	6,673,946	16.2
	<b>Qatar</b>	29 Feb 2020	22-Feb-22	355,032	394	662	-	0.2%	12,536	10,055	2,360,308	2,218,292	75.7
	<b>Saudi Arabia</b>	02 Mar 2020	22-Feb-22	741,237	841	8,987	1	1.2%	2,163	3,409	25,792,668	23,964,566	67.8
	<b>Jordan</b>	02 Mar 2020	22-Feb-22	1,591,278	9,117	13,731	18	0.9%	15,753	9,384	4,647,221	4,316,650	42.0
	<b>Palestine</b>	05 Mar 2020	22-Feb-22	638,172	2,117	5,439	14	0.9%	13,621		2,079,315	1,530,174	29.3
	<b>Syria</b>	22 Mar 2020	21-Feb-22	53,784	-	3,053	-	5.7%	315		2,135,220	1,171,878	6.4
	<b>Yemen</b>	10 Apr 2020	22-Feb-22	11,746	5	2,124	1	18.1%	40		614,653	372,918	1.2
<b>AFRICA</b>	<b>Egypt</b>	14 Feb 2020	21-Feb-22	471,460	-	23,806	-	5.0%	470		40,088,514	29,465,603	28.3
	<b>Algeria</b>	25 Feb 2020	22-Feb-22	264,365	164	6,812	7	2.6%	614		7,403,900	6,003,539	13.5
	<b>Nigeria</b>	28 Feb 2020	22-Feb-22	254,325	32	3,142	-	1.2%	127	28	17,133,379	7,596,737	3.6
	<b>Tunisia</b>	02 Mar 2020	21-Feb-22	987,256	-	27,486	-	2.8%	8,442	1,270	7,125,702	6,300,255	52.8
	<b>Morocco</b>	02 Mar 2020	22-Feb-22	1,159,584	427	15,922	6	1.4%	3,179	551	24,823,790	23,266,161	62.3
	<b>Senegal</b>	02 Mar 2020	22-Feb-22	85,600	12	1,959	1	2.3%	525	116	1,438,609	1,022,478	6.0
	<b>South Africa</b>	05 Mar 2020	22-Feb-22	3,662,032	2,334	98,868	64	2.7%	6,254	650	20,623,359	17,550,472	29.2
	<b>Cameroon</b>	06 Mar 2020	17-Feb-22	119,107	-	1,920	-	1.6%	460		837,860	663,317	2.4
	<b>Togo</b>	06 Mar 2020	22-Feb-22	36,755	8	272	1	0.7%	455	159	1,415,448	1,075,383	12.7
	<b>Burkina Faso</b>	09 Mar 2020	20-Feb-22	20,751	-	375	-	1.8%	102	25	2,105,939	1,137,715	5.3

<b>Democratic Republic of Congo</b>	10 Mar 2020	21-Feb-22	85,876	-	1,335	-	1.6%	99		606,108	339,384	0.4
<b>Ivory Coast</b>	11 Mar 2020	21-Feb-22	81,374	-	791	-	1.0%	316	117	5,812,567	3,746,414	13.9
<b>Reunion</b>	11 Mar 2020	15-Feb-22	278,494	-	603	-	0.2%	35,845				
<b>Ghana</b>	13 Mar 2020	15-Feb-22	159,006	-	1,442	-	0.9%	523	66	7,473,144	4,570,431	14.4
<b>Guinea</b>	13 Mar 2020	21-Feb-22	36,393	-	440	-	1.2%	285		3,531,742	1,875,830	13.9
<b>Gabon</b>	13 Mar 2020	21-Feb-22	47,506	-	303	-	0.6%	2,187	537	277,616	221,631	9.7
<b>Sudan</b>	13 Mar 2020	21-Feb-22	61,223	-	3,892	-	6.4%	143		5,126,250	2,333,416	5.2
<b>Kenya</b>	13 Mar 2020	21-Feb-22	322,702	-	5,638	-	1.7%	614	142	8,545,242	7,370,036	13.4
<b>Ethiopia</b>	13 Mar 2020	22-Feb-22	468,426	47	7,441	1	1.6%	418	57	14,738,137	2,896,243	2.5
<b>Central African Republic</b>	14 Mar 2020	14-Feb-22	14,187	-	113	-	0.8%	299	-	744,672	712,447	14.5
<b>Seychelles</b>	14 Mar 2020	22-Feb-22	39,181	415	160	1	0.4%	40,134		84,003	79,659	80.5
<b>Rwanda</b>	14 Mar 2020	22-Feb-22	129,419	41	1,457	1	1.1%	1,025	666	8,693,749	7,533,782	56.8
<b>Namibia</b>	14 Mar 2020	21-Feb-22	157,034	-	4,002	-	2.5%	6,295	564	434,330	368,434	14.2
<b>Swaziland</b>	14 Mar 2020	22-Feb-22	69,021	28	1,390	1	2.0%	6,012		378,854	336,066	28.7
<b>Mauritania</b>	14 Mar 2020	22-Feb-22	58,618	2	977	-	1.7%	1,295	544	1,520,227	1,024,055	21.5
<b>Mayotte</b>	14 Mar 2020	18-Feb-22	36,631	-	187	-	0.5%	23,032				
<b>Equatorial Guinea</b>	15 Mar 2020	21-Feb-22	15,874	-	182	-	1.1%	1,171	439	251,474	204,181	14.1
<b>Republic of Congo</b>	15 Mar 2020	21-Feb-22	23,925	-	377	-	1.6%	445		675,865	635,227	11.2
<b>Benin</b>	16 Mar 2020	16-Feb-22	26,567	-	163	-	0.6%	225	-	2,269,942	1,767,745	14.2
<b>Liberia</b>	16 Mar 2020	15-Feb-22	7,360	-	290	-	3.9%	149		1,116,709	1,084,591	20.9
<b>Tanzania</b>	16 Mar 2020	15-Feb-22	33,549	-	796	-	2.4%	58		2,545,391	1,716,894	2.8
<b>Somalia</b>	16 Mar 2020	21-Feb-22	26,313	-	1,348	-	5.1%	170		1,354,850	870,006	5.3
<b>Gambia</b>	17 Mar 2020	16-Feb-22	11,924	-	365	-	3.1%	508	70	330,027	316,887	12.7
<b>Zambia</b>	17 Mar 2020	21-Feb-22	311,264	-	3,945	-	1.3%	1,743	201	806,611	1,834,300	9.7
<b>Mauritius</b>	18 Mar 2020	22-Feb-22	30,116	162	786	-	2.6%	2,379		993,298	947,467	74.4
<b>Djibouti</b>	18 Mar 2020	20-Feb-22	15,542	-	189	-	1.2%	1,596		135,347	95,364	9.5
<b>Niger</b>	19 Mar 2020	21-Feb-22	8,743	-	306	-	3.5%	38		1,447,985	1,030,514	4.1
<b>Chad</b>	19 Mar 2020	22-Feb-22	7,246	32	190	-	2.6%	45	4	271,031	142,452	0.8
<b>Zimbabwe</b>	20 Mar 2020	22-Feb-22	233,571	219	5,386	-	2.3%	1,595	280	4,342,121	3,374,371	22.4
<b>Cape Verde</b>	20 Mar 2020	22-Feb-22	55,864	1	401	1	0.7%	10,158		347,561	294,775	52.5
<b>Madagascar</b>	20 Mar 2020	19-Feb-22	63,433	-	1,350	-	2.1%	235	130	1,007,538	956,396	3.4
<b>Uganda</b>	21 Mar 2020	20-Feb-22	163,071	-	3,580	-	2.2%	368	117	12,742,231	10,544,040	22.4
<b>Eritrea</b>	21 Mar 2020	21-Feb-22	9,689	-	103	-	1.1%	273				
<b>Angola</b>	21 Mar 2020	21-Feb-22	98,658	-	1,899	-	1.9%	310	73	10,427,400	5,278,086	15.6
<b>Mozambique</b>	22 Mar 2020	22-Feb-22	224,937	17	2,190	1	1.0%	741	65	11,857,441	10,244,461	31.9
<b>Libya</b>	24 Mar 2020	22-Feb-22	488,567	1,815	6,210	9	1.3%	7,209		2,128,905	1,070,244	15.4
<b>Guinea-Bissau</b>	25 Mar 2020	22-Feb-22	7,945	38	166	-	2.1%	414		514,200	337,928	16.8
<b>Mali</b>	25 Mar 2020	22-Feb-22	30,352	6	722	2	2.4%	154		1,130,408	767,093	3.7
<b>Botswana</b>	30 Mar 2020	21-Feb-22	262,652	-	2,614	-	1.0%	11,401	2,491	1,389,603	1,129,165	47.1
<b>Sierra Leone</b>	31 Mar 2020	19-Feb-22	7,663	-	125	-	1.6%	98		1,480,815	936,846	11.5

<b>Burundi</b>	31 Mar 2020	21-Feb-22	38,011	-	15	-	0.0%	330	224	8,969	8,447	0.1
<b>Malawi</b>	02 Apr 2020	22-Feb-22	85,238	10	2,609	3	3.1%	458	40	1,515,196	798,825	4.1
<b>South Sudan</b>	05 Apr 2020	21-Feb-22	16,936	-	137	-	0.8%	153	37	381,712	333,634	2.9
<b>Sao Tome and Principe</b>	06 Apr 2020	21-Feb-22	5,930	-	72	-	1.2%	2,757		88,983	61,405	27.5
<b>Comoros</b>	30 Apr 2020	21-Feb-22	8,021	-	160	-	2.0%	943		341,102	301,218	33.9
<b>Lesotho</b>	13May 2020	14-Feb-22	32,434	-	696	-	2.1%	1,526		782,175	727,528	33.7
			<b>408,777,423</b>	<b>1,235,874</b>	<b>5,602,786</b>	<b>7,531</b>	<b>1.4%</b>					

# COVID-19 Epi curve among ASEAN Countries:

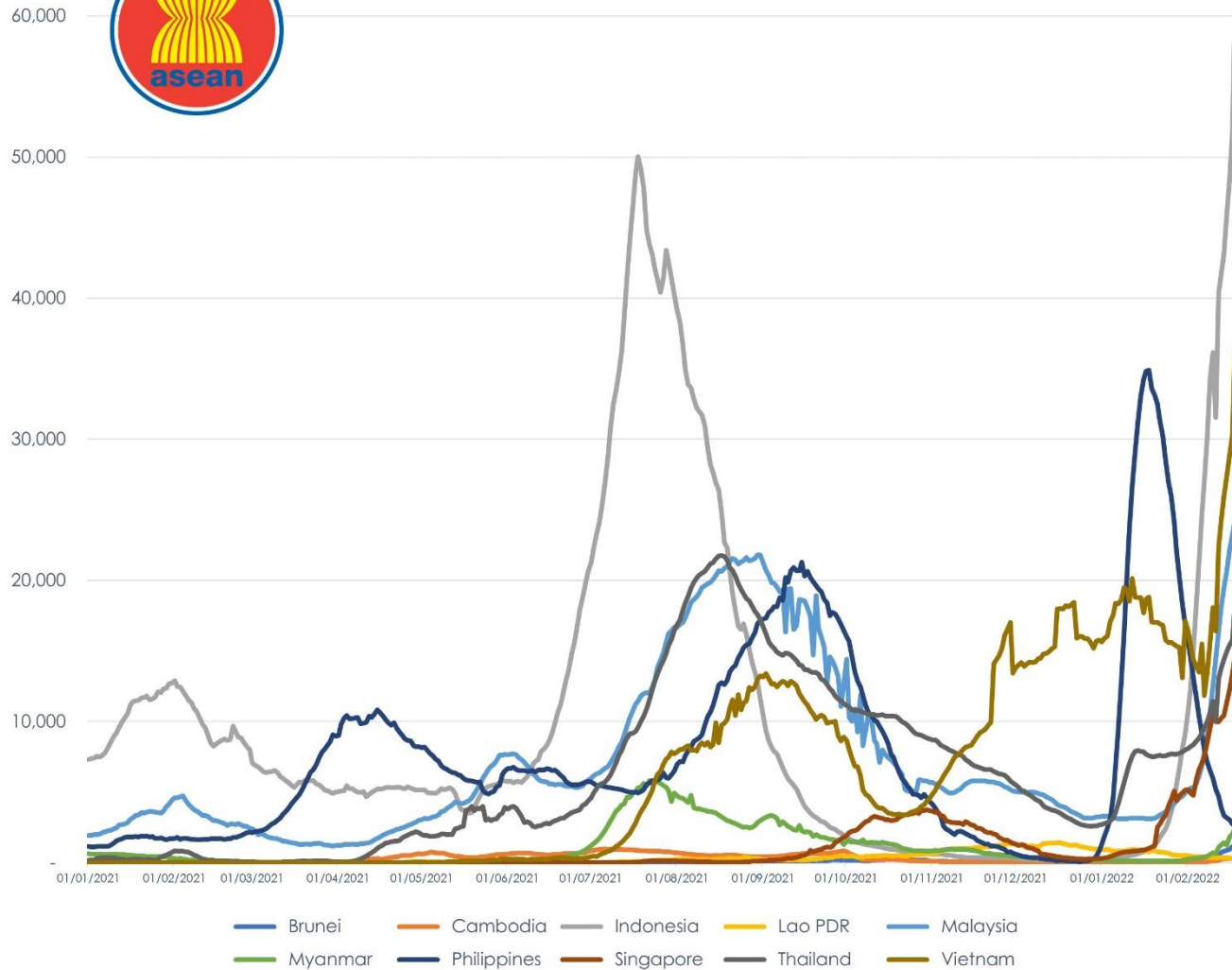
From January 1, 2021 to February 22, 2022



Cumulative cases of COVID-19 in the ASEAN Region as of February 22, 2022 (Report generated by ASEAN Biodiaspora Virtual Center)

# 7-Day Rolling Average of COVID-19 new cases

From January 1, 2021 to February 22, 2022

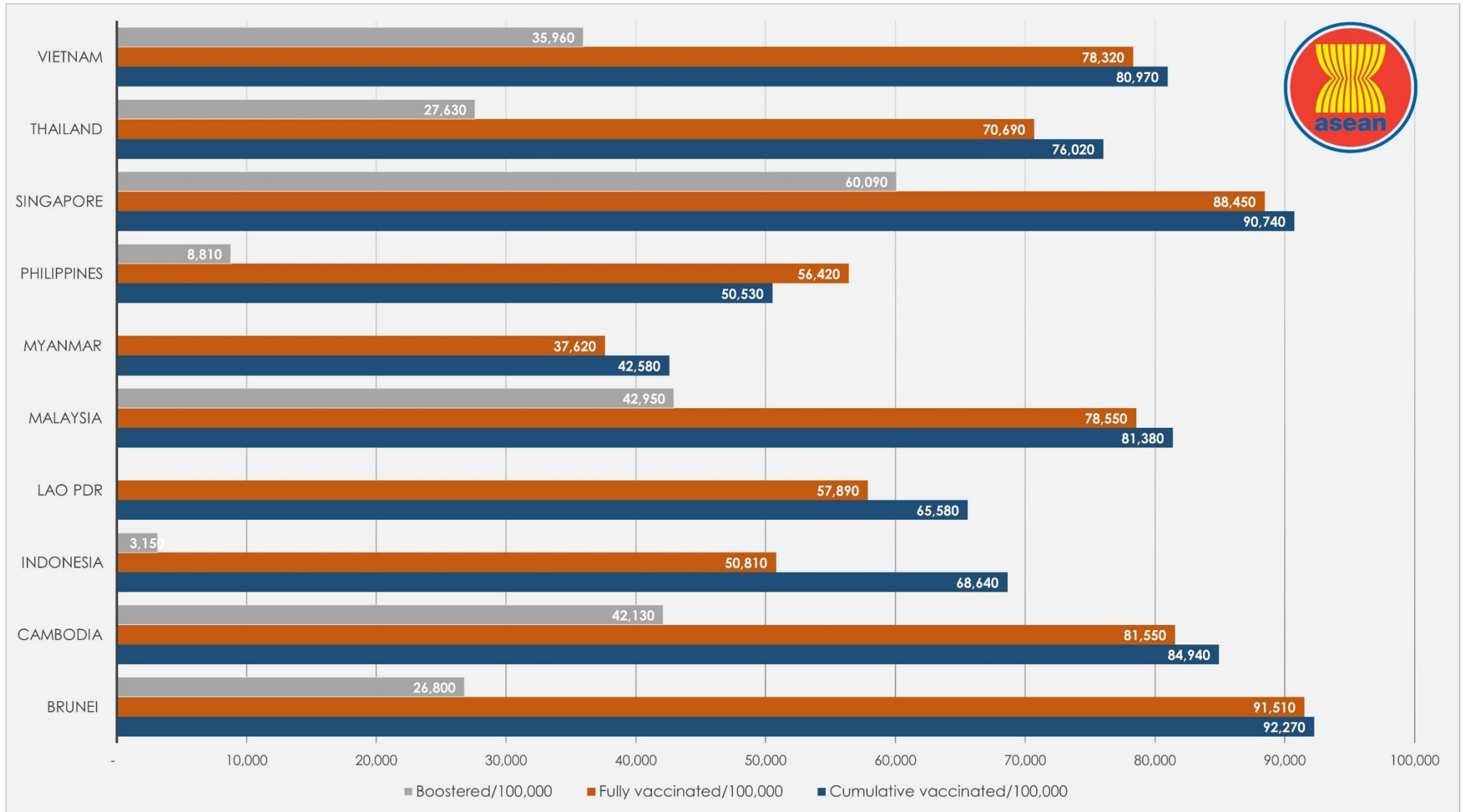


ASEAN Country	New Cases Rate of Change 7-Day Window*	P-value
Brunei	227.81	0
Cambodia	28.65	0
Indonesia	841.65	0.259
Lao PDR	-13.39	0.076
Malaysia	826.19	0
Myanmar	232.68	0
Philippines	-213.59	0
Singapore	350.82	0.162
Thailand	367.86	0.077
Vietnam	2725.29	0.011

\*\*Beta coefficient of linear line of best fit; equal to the rate of change in the 7-day rolling average of new cases over the past 7 days (as of February 22, 2022)

# COVID-19 Vaccination Status


as of 22 February 2022



Note: Philippine data on "Cumulative People Vaccinated" not updated

# COVID-19 Outlook Assessment

as of 20 February 2022

 <b>ASEAN MEMBER STATE</b>	REQUIREMENT							
	At least <b>80% of the high-risk population has been vaccinated</b> with at least one dose of a COVID-19 vaccine.		At least <b>65% of the total population has a level of immunity</b> to COVID-19; either recovered from COVID-19 or have been vaccinated with at least one dose of a COVID-19 vaccine.		<b>Case levels are generally low</b> (a 7-day rolling average number of daily new cases that is <10 cases per 100,000, with each day's past-14-day test positivity is consistently <5%).		<b>Government Policy</b> on containment and health (strictness and comprehensiveness in COVID-19 related government policies)	
	% of High risk population fully vaccinated	Population vaccinated/day (7-day average)	% of Total population fully vaccinated	Population vaccinated/day (7-day average)	Daily cases/100,000	Test positivity last 14 days	Containment and health index score - Oxford COVID-19 Government Response Tracker (OxCGRT)	Change over the past 30 days
Brunei	≥90.0	Unknown	≥90.0	Unknown	455.19	Unknown	67.9/100	0.0
Cambodia	≥90.0	0%/day	87.6	0.04%/day	2.62	9.4	48.5/100	0.0
Indonesia	≥90.0	0%/day	53.3	0.32%/day	20.46	16.2	63.4/100	0.0
Lao PDR	≥90.0	0%/day	62.9	Unknown	4.10	28.9	74.8/100	+6.6
Malaysia	≥90.0	0%/day	79.0	0.01%/day	82.82	7.7	64.9/100	0.0
Myanmar	≥90.0	0%/day	37.3	Unknown	5.34	6.2	69.4/100	0.0
Philippines	≥90.0	0%/day	60.2	unknown	1.80	34.7	82.4/100	+4.2
Singapore	≥90.0	0%/day	85.5	0.11%/day	260.64	unknown	74.4/100	0.0
Thailand	≥90.0	0%/day	71.7	0.05%/day	25.23	17.3	53.0/100	-3.6
Vietnam	86.3	0.02%/day	82.2	0.02%/day	43.56	37.5	71.4/100	-3.0



Report generated by  
**ASEAN Biodiaspora Virtual Center (ABVC)**  
 in collaboration with **Bluedot Inc.**  
 Email: [support@biodiaspora.org](mailto:support@biodiaspora.org)

