

COVID-19 Situational Report in the ASEAN Region

ASEAN Biodiaspora Virtual Center (ABVC)

as of September 22, 2021



COVID-19: Highlights and Situation Overview

Global Update

- Worldwide, there have been over 230 million cases and over 4 million deaths attributed to COVID-19.
- According to the World Health Organization (WHO) on Tuesday, Delta has all but elbowed out the three other COVID-19 variants of concern, which now represent a tiny fraction of the samples being sequenced. According to WHO's technical lead on COVID-19, less than one percent each of Alpha, Beta and Gamma are currently circulating and more predominantly Delta around the world. She added that Delta "has become more fit, it is more transmissible and it is out-competing, it is replacing the other viruses that are circulating" and that the variant Delta had been detected in more than 185 countries to date. Besides the four variants of concern, there are also five variants of interest, but Van Kerkhove said three of them — Eta, Iota and Kappa — were now being downgraded to variants under monitoring. She further added that this is really due to changes in circulation and that the variants of interest are just out-competed by the variants of concern.

Regional Update

- Laos' Xieng Khouang Province has gone into lockdown following the spread of COVID-19. Under the order, which went into effect at midnight Monday morning, private and public schools will be closed, and meetings and conferences are prohibited. All types of gatherings and festivals are prohibited in the province during the lockdown period, while hospitals have been instructed to prepare for an influx of cases of COVID-19.
- Vietnam's Hanoi authorities eased restrictions starting September 21, allowing several non-essential businesses to resume. These include barbershops, cosmetic stores, traditional markets, and shopping malls and allowing businesses including offices to resume on-site operations at 50% capacity. Meanwhile, Ha Long in Quang Ninh province resumed outdoor activities and lifted a swimming ban on September 19 after no cases for the past three months. Gyms, fitness centers and pool table services have also been allowed to resume operations. While restaurants, hotels, and movie theaters on Ha Long Bay have been allowed to resume operations.

Vaccine Update

- The Johnson & Johnson COVID-19 vaccine is more effective when given as a two-dose regime, according to new data released by the company on Tuesday. A second shot given 56 days after the first provided 75 percent protection against symptomatic Covid in a global clinical trial, with that level rising to 94% in the United States. The reason behind this difference was not clear from the company's press release, but it could be linked to fewer variants in the US when the data accrued. It was 94% effective in preventing severe or critical COVID at least 14 days post final vaccination in America – but there were relatively few cases to judge from. When a second shot was given two months after the first, antibody levels rose to four to six times higher than observed after the single dose. Overall, the data is positive news for the almost 15 million Americans who received one dose of the J&J vaccine but have been left in the dark about if and when they might need a booster. The Centers for Disease Control and Prevention (CDC) has said it expects a second dose of the J&J vaccine will be required, but that it needs more data before making a firm recommendation.

- Lao authority said that the country will receive another 2,434,580 doses of COVID-19 vaccine from the Chinese and Australian governments as well as the private sector this 2021. So far, the country has received five types of COVID-19 vaccine, including about 5,567,490 doses of the Sinopharm, AstraZeneca, Johnson & Johnson, Pfizer and Sputnik vaccines. As of September 19, a total of 2,799,549 individuals have received the first dose of COVID-19 vaccine and 1,909,360 individuals have been given two doses. Health workers are currently administering the second round of Sinopharm and AstraZeneca vaccinations and urge everyone to come forward to be immunized.
- Malaysia's Prime Minister stated that the country has fully vaccinated 80% of its adult population. According to the CovidNow website as of noon on Tuesday (September 21), 79.6% or 18,646,795 of the country's adult population has been fully vaccinated. The website also showed that 93.1% of the adult population or 22,097,565 individuals have received their first dose of a COVID-19 vaccine. Cumulatively, 40,664, 674 doses have been administered to date. Malaysia had set a target of fully vaccinating 80% of the country's adult population by October under the National COVID-19 Immunization Programme. Malaysia's Ministry of Health announced that starting October 23, children between the ages of 12 and 17 can go to any of the 156 centers set up by the Health Ministry nationwide for COVID-19 vaccination. Appointments for the adolescent immunization programme will be decided by schools which will then inform parents of the date and time.

Travel Advisories (new update/s)

- Laos: Under the lockdown order in Xieng Khouang Province, travel into and out of the province is prohibited. Checkpoints will be established around the province during the lockdown period, which will be in effect until September 30.
- Vietnam: Hanoi's travel permits for inner-city roads are no longer required while zoning and internal checkpoints have been removed. Meanwhile, Quang Ninh authorities resumed intra-provincial tourism and entertainment activities for vaccinated residents from September 21.

Cases and Deaths as of 22 September 2021

- As of 22 September 2021 (2PM, GMT+8), worldwide, there were **230,565,772** confirmed cases, including **4,725,574** deaths. Globally, Case Fatality Rate (CFR) was **2.0**.
- In **China**, there were **124,192** confirmed cases with **5,689** deaths, including deaths in Hong Kong (213) and Taiwan (840). Confirmed cases in China include confirmed cases in Hong Kong (12,167), Macau (63), and Taiwan (16,152). CFR was **4.6**.
- **11,592,374 confirmed cases** of COVID-19 have been reported in the ASEAN region with a total of **254,563 deaths**, with a CFR of **2.2**.

REGION	COUNTRY	FIRST CONFIRMED CASE(S)	LATEST REPORT ON CONFIRMED CASE(S)	TOTAL CONFIRMED CASES	NEW CASES (7-DAY ROLLING AVERAGE)	TOTAL DEATHS	NEW DEATHS (7-DAY ROLLING AVERAGE)	CASE FATALITY RATE	CUMULATIVE CASES/ 100,000	NUMBER OF TESTS LAST 14 DAYS/ 100,000	CUMULATIVE VACCINATED	CUMULATIVE FULLY VACCINATED	FULLY VACCINATED / 100
ASEAN REGION	Brunei	10-Mar-20	21-Sep-21	5,385	124 (136)	29	1 (1)	0.5%	1,243		247,487	157,865	35.8
	Cambodia	27-Jan-20	21-Sep-21	105,344	628 (651)	2,140	17 (12)	2.0%	639	4,305	12,049,739	10,304,104	60.8
	Indonesia	02-Mar-20	21-Sep-21	4,195,958	3,263 (3,106)	140,805	171 (199)	3.4%	1,550	799	79,657,762	45,224,650	16.4
	Lao PDR	24-Mar-20	21-Sep-21	19,730	331 (293)	16	-	0.1%	275	854	2,799,549	1,909,360	25.9
	Malaysia	25-Jan-20	21-Sep-21	2,127,934	15,759 (16,642)	24,078	334 (356)	1.1%	6,660	-	22,099,719	18,648,795	56.9
	Myanmar	23-Mar-20	21-Sep-21	449,845	1,687 (1,903)	17,202	73 (73)	3.8%	832	442	5,530,365	3,471,251	6.3
	Philippines	30-Jan-20	21-Sep-21	2,401,916	16,300 (19,407)	37,074	140 (221)	1.5%	2,222	817	18,697,647	18,560,409	16.7

	Singapore	23-Jan-20	21-Sep-21	78,721	917 (918)	62	2 (9)	0.1%	1,380	7,735	4,662,940	4,551,918	77.2
	Thailand	13-Jan-20	21-Sep-21	1,500,105	10,919 (13,366)	15,612	143 (142)	1.0%	2,155	300	29,002,572	15,118,015	21.6
	Vietnam	23-Jan-20	21-Sep-21	707,436	11,692 (10,340)	17,545	240 (230)	2.5%	733	2,154	27,577,472	6,517,771	6.6
				11,592,374	61,620	254,563	1,121	2.2%					

- **218,849,206 confirmed cases** of COVID-19 have been reported in **222 countries/states** (other than China, Hong Kong, Taiwan, Macau, and ASEAN countries):

REGION	COUNTRY	FIRST CONFIRMED CASE(S)	LATEST REPORT ON CONFIRMED CASE(S)	TOTAL CONFIRMED CASES	NEW CASES	TOTAL DEATHS	NEW DEATHS	CASE FATALITY RATE	CUMULATIVE CASES/ 100,000	NUMBER OF TESTS LAST 14 DAYS/ 100,000	CUMULATIVE IMMUNIZED	CUMULATIVE FULLY VACCINATED	FULLY VACCINATED/ 100
ASIA PACIFIC	Japan	16 Jan 2020	21-Sep-21	1,682,068	1,767	17,216	47	1.0%	1,332	980	84,263,962	68,854,745	54.6
	South Korea	20 Jan 2020	21-Sep-21	289,263	1,727	2,413	4	0.8%	559	998	35,414,516	21,489,009	41.9
	Nepal	24 Jan 2020	21-Sep-21	786,577	1,036	11,053	5	1.4%	2,749	430	6,203,316	5,578,865	18.8
	Australia	25 Jan 2020	21-Sep-21	88,728	1,594	1,178	11	1.3%	346	11,609	15,091,631	9,700,423	37.6
	Sri Lanka	27 Jan 2020	20-Sep-21	506,009	-	12,218	-	2.4%	2,321	628	13,772,541	11,093,465	51.6
	India	30 Jan 2020	21-Sep-21	33,530,077	27,330	445,801	385	1.3%	2,454	1,495	606,563,237	205,669,279	14.8
	Afghanistan	24 Feb 2020	21-Sep-21	154,756	44	7,201	2	4.7%	407		773,002	430,744	1.1
	Pakistan	26 Feb 2020	21-Sep-21	1,227,905	1,897	27,327	81	2.2%	567	342	55,490,525	24,868,018	11.0
	New Zealand	28 Feb 2020	21-Sep-21	4,095	13	27	-	0.7%	83	3,484	3,118,082	1,644,597	33.8
	Bhutan	05 Mar 2020	21-Sep-21	2,599	2	3	-	0.1%	341	3,375	567,220	478,897	61.4
	Maldives	07 Mar 2020	20-Sep-21	83,655	-	229	-	0.3%	15,756	11,216	390,965	331,405	61.0
	Bangladesh	08 Mar 2020	21-Sep-21	1,545,800	1,562	27,277	26	1.8%	948	215	22,491,063	14,909,884	9.0
	Mongolia	10 Mar 2020	21-Sep-21	280,540	2,543	1,132	13	0.4%	8,698	40,788	2,249,078	2,122,790	63.8
	Turkey	10 Mar 2020	21-Sep-21	6,904,285	29,338	62,065	260	0.9%	8,276	5,114	52,824,748	42,286,431	49.7
	French Polynesia	12 Mar 2020	20-Sep-21	45,791	-	599	-	1.3%	16,396		146,890	124,291	44.0
	Guam	15 Mar 2020	20-Sep-21	13,660	-	181	-	1.3%	8,165		124,313	108,851	65.7
New Caledonia	17 Mar 2020	21-Sep-21	4,396	793	33	8	0.8%	1,527		101,168	75,645	26.3	
Fiji	18 Mar 2020	19-Sep-21	49,959	-	566	-	1.1%	5,614	-	569,958	342,191	37.9	

	Papua New Guinea	21 Mar 2020	21-Sep-21	18,968	35	212	3	1.1%	216	-	114,419	40,291	0.4
	Timor Leste	21 Mar 2020	21-Sep-21	19,125	67	107	2	0.6%	1,479	234	420,827	247,183	18.4
	Northern Mariana Islands	28 Mar 2020	28-May-21	183	-	2	-	1.1%	320		35,586	33,771	59.4
	North Korea	24 Jul 2020	25-Jul-20	1	-	-	-	0.0%	0				
	Solomon Islands	03 Oct 2020	16-Apr-21	20	-	-	-	0.0%	3		74,573	23,171	3.3
	Wallis et Futuna	17 Oct 2020	06-May-21	445	-	7	-	1.6%	2,777		4,952	4,950	44.6
	Marshall Islands	26 Oct 2020	17-Nov-20	4	-	-	-	0.0%	7		22,472	19,530	33.4
	Vanuatu	11 Nov 2020	21-Apr-21	4	-	1	-	25.0%	1		39,347	11,273	3.6
	Samoa	18 Nov 2020	12-Feb-21	3	-	-	-	0.0%	2		97,032	45,534	22.8
	Micronesia	11 Jan 2021	11-Jan-21	1	-	-	-	0.0%	1		43,883	36,889	35.6
	Palau	31 May 2021	16-Sep-21	5	-	-	-	0.0%	28		17,608	15,267	85.3
AMERICAS	USA	21 Jan 2020	21-Sep-21	43,132,307	24,679	695,114	495	1.6%	13,140	4,230	212,035,328	181,728,072	54.0
	Canada	25 Jan 2020	21-Sep-21	1,583,683	1,777	27,457	23	1.7%	4,167	3,163	28,755,932	26,451,327	69.5
	Brazil	26 Feb 2020	20-Sep-21	21,252,781	-	591,272	-	2.8%	10,036	-	146,421,254	80,596,815	37.7
	Mexico	28 Feb 2020	20-Sep-21	3,573,074	-	271,765	-	7.6%	2,801	170	62,089,019	41,698,947	32.0
	Saint Martin	01 Mar 2020	16-Sep-21	3,646	-	47	-	1.3%	9,594				
	Ecuador	01 Mar 2020	20-Sep-21	507,020	-	32,666	-	6.4%	2,918	138	11,039,941	9,773,765	54.6
	Dominican Republic	01 Mar 2020	21-Sep-21	355,721	343	4,029	-	1.1%	3,312	370	5,976,376	4,818,161	44.0
	Chile	03 Mar 2020	21-Sep-21	1,648,026	280	37,374	7	2.3%	8,696	3,274	14,677,188	14,009,074	72.9
	Argentina	03 Mar 2020	21-Sep-21	5,243,231	1,837	114,579	61	2.2%	11,668	470	29,032,591	20,011,380	43.9
	Peru	05 Mar 2020	20-Sep-21	2,167,652	-	199,036	-	9.2%	6,668	-	14,141,325	9,337,618	28.0
	Costa Rica	06 Mar 2020	20-Sep-21	510,653	-	6,056	-	1.2%	10,117	1,191	3,144,786	1,727,299	33.6
	Colombia	06 Mar 2020	21-Sep-21	4,943,622	1,373	125,962	38	2.5%	9,821	1,175	25,114,159	16,137,068	31.5
	French Guiana	06 Mar 2020	20-Sep-21	38,711	-	245	-	0.6%	19,800				
	Martinique	06 Mar 2020	15-Sep-21	39,745	-	555	-	1.4%	9,181				
	Paraguay	07 Mar 2020	20-Sep-21	459,665	-	16,132	-	3.5%	6,525	378	2,550,991	1,850,231	25.6
Panama	10 Mar 2020	20-Sep-21	464,440	-	7,176	-	1.5%	10,937	1,928	2,895,346	2,160,453	49.3	
Bolivia	10 Mar 2020	20-Sep-21	497,386	-	18,664	-	3.8%	4,320	508	4,183,793	3,042,201	25.7	

Honduras	11 Mar 2020	20-Sep-21	359,768	-	9,537	-	2.7%	3,691		2,947,650	1,689,501	16.8
Cuba	11 Mar 2020	21-Sep-21	818,200	8,289	6,919	63	0.8%	7,219	-	8,200,250	4,507,757	39.8
Guyana	11 Mar 2020	20-Sep-21	29,683	-	733	-	2.5%	3,792		341,600	176,695	22.4
Jamaica	12 Mar 2020	20-Sep-21	80,406	-	1,794	-	2.2%	2,727	738	506,797	216,103	7.3
St Vincent and the Grenadines	12 Mar 2020	20-Sep-21	2,845	-	16	-	0.6%	2,573		19,718	12,896	11.6
Saint Lucia	13 Mar 2020	20-Sep-21	10,624	-	150	-	1.4%	5,812		43,431	29,146	15.8
Trinidad and Tobago	13 Mar 2020	20-Sep-21	48,629	-	1,422	-	2.9%	3,486	877	558,811	464,129	33.1
Venezuela	13 Mar 2020	20-Sep-21	356,262	-	4,311	-	1.2%	1,249		6,822,809	4,271,397	14.9
Guatemala	13 Mar 2020	20-Sep-21	530,026	-	13,061	-	2.5%	3,192	814	4,116,940	2,031,786	11.1
Uruguay	13 Mar 2020	20-Sep-21	387,744	-	6,048	-	1.6%	11,201	2,496	2,719,832	2,559,811	73.5
Curacao	13 Mar 2020	20-Sep-21	16,086	-	158	-	1.0%	10,211		97,358	88,355	53.6
Puerto Rico	13 Mar 2020	21-Sep-21	179,232	35	3,092	16	1.7%	5,612		2,506,297	2,204,469	69.0
Suriname	13 Mar 2020	20-Sep-21	37,590	-	814	-	2.2%	6,466		217,907	160,664	27.2
Antigua and Barbuda	13 Mar 2020	17-Sep-21	2,603	-	55	-	2.1%	2,680	-	45,099	36,816	37.3
Guadeloupe	13 Mar 2020	15-Sep-21	52,480	-	668	-	1.3%	11,847				
Cayman Islands	13 Mar 2020	17-Sep-21	774	-	2	-	0.3%	1,192		54,167	50,442	75.9
Aruba	14 Mar 2020	20-Sep-21	15,274	-	159	-	1.0%	14,367		80,707	73,993	69.0
Bahamas	15 Mar 2020	20-Sep-21	20,288	-	512	-	2.5%	5,209		105,753	65,915	16.6
US Virgin Islands	16 Mar 2020	20-Sep-21	6,489	-	67	-	1.0%	6,085		53,128	45,716	43.7
Sint Maarten	17 Mar 2020	20-Sep-21	4,117	-	60	-	1.5%	10,107		25,672	23,487	54.1
Montserrat	17 Mar 2020	19-Sep-21	33	-	1	-	3.0%	353		1,472	1,384	27.8
Barbados	17 Mar 2020	19-Sep-21	6,631	-	59	-	0.9%	2,310		125,925	97,580	33.9
El Salvador	18 Mar 2020	20-Sep-21	102,024	-	3,125	-	3.1%	1,581	-	3,907,613	3,246,234	49.8
Nicaragua	18 Mar 2020	14-Sep-21	13,025	-	202	-	1.6%	199		490,472	278,633	4.2
Bermuda	18 Mar 2020	20-Sep-21	4,632	-	43	-	0.9%	7,247		43,549	42,645	68.7
Haiti	19 Mar 2020	19-Sep-21	21,413	-	605	-	2.8%	190		42,494	18,535	0.2
Dominica	22 Mar 2020	19-Sep-21	2,908	-	10	-	0.3%	4,050		23,300	20,671	28.6
Grenada	22 Mar 2020	20-Sep-21	4,213	-	63	-	1.5%	3,762		30,783	20,827	18.4
Belize	23 Mar 2020	20-Sep-21	18,902	-	395	-	2.1%	4,842	7,656	180,196	95,523	23.6

	Turks and Caicos Islands	23 Mar 2020	19-Sep-21	2,805	-	22	-	0.8%	7,345		27,446	24,928	63.6
	Saint Kitts and Nevis	24 Mar 2020	20-Sep-21	1,680	-	10	-	0.6%	3,180	6,993	24,968	21,916	40.9
	British Virgin Islands	25 Mar 2020	08-Sep-21	2,642	-	37	-	1.4%	8,798		18,405	13,824	45.4
	Anguilla	26 Mar 2020	20-Sep-21	340	-	-	-	0.0%	2,565		9,498	9,067	60.0
	Caribbean Netherlands	01 Apr 2020	20-Sep-21	1,974	-	18	-	0.9%	10,959		19,109	16,736	63.3
	Falkland Islands	03 Apr 2020	01-Sep-21	67	-	-	-	0.0%	2,540		2,632	1,775	50.3
	Saint Pierre and Miquelon	05 Apr 2020	02-Sep-21	31	-	-	-	0.0%	442				
	Saint Barthelemy	25 Jul 2020	16-Sep-21	1,548	-	2	-	0.1%	18,320				
EUROPE	France	24 Jan 2020	21-Sep-21	6,964,699	7,851	116,251	201	1.7%	10,386		49,707,676	43,042,655	63.7
	Germany	27 Jan 2020	21-Sep-21	4,179,634	7,314	93,719	87	2.2%	5,028	1,193	55,928,510	52,599,235	62.7
	Finland	29 Jan 2020	21-Sep-21	137,117	860	1,051	-	0.8%	2,484	2,716	4,104,928	3,271,763	59.0
	Italy	30 Jan 2020	21-Sep-21	4,641,890	3,374	130,421	67	2.8%	7,698	5,717	44,356,849	39,771,163	65.9
	Russian Federation	31 Jan 2020	21-Sep-21	7,313,851	19,179	199,808	812	2.7%	5,066	5,064	46,923,762	40,976,870	28.1
	Spain	31 Jan 2020	21-Sep-21	4,937,984	2,450	85,983	82	1.7%	10,489	1,508	37,452,529	36,005,546	77.0
	Sweden	31 Jan 2020	21-Sep-21	1,146,968	1,986	14,749	15	1.3%	11,151		7,070,462	6,332,614	62.3
	United Kingdom of Great Britain	31 Jan 2020	21-Sep-21	7,496,543	31,095	135,455	203	1.8%	11,217	18,132	48,593,019	44,466,121	65.2
	Belgium	05 Feb 2020	21-Sep-21	1,224,885	1,699	25,517	7	2.1%	10,666	4,730	8,529,661	8,319,046	71.5
	Switzerland	25 Feb 2020	21-Sep-21	828,346	1,239	11,028	17	1.3%	9,660	4,840	5,320,184	4,613,934	52.9
	Austria	25 Feb 2020	21-Sep-21	726,674	1,240	10,918	22	1.5%	8,186	49,254	5,669,958	5,355,022	59.2
	Croatia	25 Feb 2020	21-Sep-21	393,285	1,037	8,526	12	2.2%	9,669	2,948	1,782,796	1,671,137	40.9
	Norway	26 Feb 2020	21-Sep-21	183,402	484	841	-	0.5%	3,429	4,314	4,063,186	3,552,348	65.0
	Romania	26 Feb 2020	21-Sep-21	1,158,841	6,789	35,721	129	3.1%	5,987	1,389	5,368,199	5,256,808	27.5
	Estonia	26 Feb 2020	21-Sep-21	150,605	463	1,333	5	0.9%	11,353	5,775	749,179	588,861	44.4
	Georgia	26 Feb 2020	21-Sep-21	598,396	2,470	8,621	46	1.4%	16,084	7,983	952,219	719,076	18.1
	North Macedonia	26 Feb 2020	21-Sep-21	187,622	554	6,489	17	3.5%	9,005	4,789	767,653	667,739	32.1
Greece	26 Feb 2020	21-Sep-21	636,596	3,688	14,548	43	2.3%	5,940	17,491	6,374,615	5,959,272	57.5	
Denmark	27 Feb 2020	21-Sep-21	355,257	344	2,633	3	0.7%	6,106	8,044	4,443,846	4,334,093	74.6	

San Marino	27 Feb 2020	20-Sep-21	5,419	-	90	-	1.7%	16,004		24,329	24,329	71.5
Lithuania	27 Feb 2020	21-Sep-21	317,852	1,157	4,837	27	1.5%	11,405	6,232	1,720,488	1,618,887	60.2
Netherlands	27 Feb 2020	21-Sep-21	1,987,905	1,664	18,128	5	0.9%	11,469	461	12,068,854	10,924,705	63.6
Azerbaijan	27 Feb 2020	21-Sep-21	475,053	1,594	6,353	26	1.3%	4,739	1,878	4,619,842	3,357,732	32.8
Belarus	28 Feb 2020	21-Sep-21	520,286	1,917	4,028	12	0.8%	5,496	2,084	1,751,254	1,455,251	15.4
Iceland	28 Feb 2020	21-Sep-21	11,518	47	33	-	0.3%	3,188	5,030	281,141	274,175	79.9
Ireland	28 Feb 2020	21-Sep-21	377,937	1,420	5,179	-	1.4%	7,648	6,512	3,752,726	3,612,270	72.5
Monaco	29 Feb 2020	21-Sep-21	3,297	6	33	-	1.0%	8,462		26,672	23,308	59.0
Czech Republic	01 Mar 2020	21-Sep-21	1,686,851	487	30,442	11	1.8%	15,810		6,047,611	5,904,420	55.1
Luxembourg	01 Mar 2020	20-Sep-21	77,441	-	834	-	1.1%	12,493	7,748	414,577	399,522	62.9
Armenia	01 Mar 2020	21-Sep-21	254,436	494	5,161	18	2.0%	8,602	2,490	237,454	129,325	4.4
Latvia	02 Mar 2020	21-Sep-21	151,243	494	2,658	13	1.8%	7,907	-	890,735	808,258	43.3
Portugal	02 Mar 2020	21-Sep-21	1,063,100	780	17,925	11	1.7%	10,352	6,184	8,846,756	8,319,395	81.8
Andorra	02 Mar 2020	20-Sep-21	15,140	-	130	-	0.9%	19,626	1,331	51,599	41,831	54.1
Liechtenstein	03 Mar 2020	21-Sep-21	3,425	6	60	-	1.8%	9,009	6,321	23,888	21,765	56.9
Ukraine	03 Mar 2020	21-Sep-21	2,355,805	5,159	55,056	137	2.3%	5,308	796	6,366,923	5,198,661	12.0
Slovenia	04 Mar 2020	21-Sep-21	285,079	1,309	4,506	3	1.6%	13,654	2,965	1,093,723	971,392	46.7
Hungary	04 Mar 2020	21-Sep-21	818,520	289	30,141	5	3.7%	8,378	1,689	5,862,458	5,579,231	57.9
Poland	04 Mar 2020	21-Sep-21	2,899,008	709	75,503	15	2.6%	7,635	1,239	19,648,110	19,244,807	50.9
Faroe Islands	04 Mar 2020	20-Sep-21	1,070	-	2	-	0.2%	2,198		37,658	35,746	72.9
Bosnia and Herzegovina	05 Mar 2020	21-Sep-21	228,105	526	10,317	30	4.5%	6,910	1,123	634,063	426,082	13.1
Gibraltar	05 Mar 2020	21-Sep-21	5,483	4	97	-	1.8%	16,270		39,846	39,459	117.1
Slovakia	06 Mar 2020	21-Sep-21	403,802	880	12,580	7	3.1%	7,404	5,462	2,421,490	2,229,085	40.8
Serbia	06 Mar 2020	21-Sep-21	879,342	7,232	7,846	38	0.9%	12,662	3,884	2,998,753	2,861,250	42.1
Vatican City	06 Mar 2020	17-Oct-20	27	-	-	-	0.0%	2,932				
Malta	07 Mar 2020	21-Sep-21	37,018	24	456	1	1.2%	7,365	-	418,759	418,259	81.3
Moldova	07 Mar 2020	21-Sep-21	283,950	1,300	6,617	12	2.3%	10,684	4,469	573,001	755,304	18.8
Bulgaria	08 Mar 2020	21-Sep-21	486,738	2,192	20,224	58	4.2%	6,978	5,027	1,089,066	1,281,766	18.6
Albania	09 Mar 2020	21-Sep-21	164,276	872	2,594	7	1.6%	5,756	-	918,307	731,577	25.5
Cyprus	09 Mar 2020	19-Sep-21	117,235	-	547	-	0.5%	9,781	61,030	589,098	540,567	60.9
Channel Islands	09 Mar 2020	21-Sep-21	1,526	8	19	-	1.2%	2,339		32,969	13,618	20.3

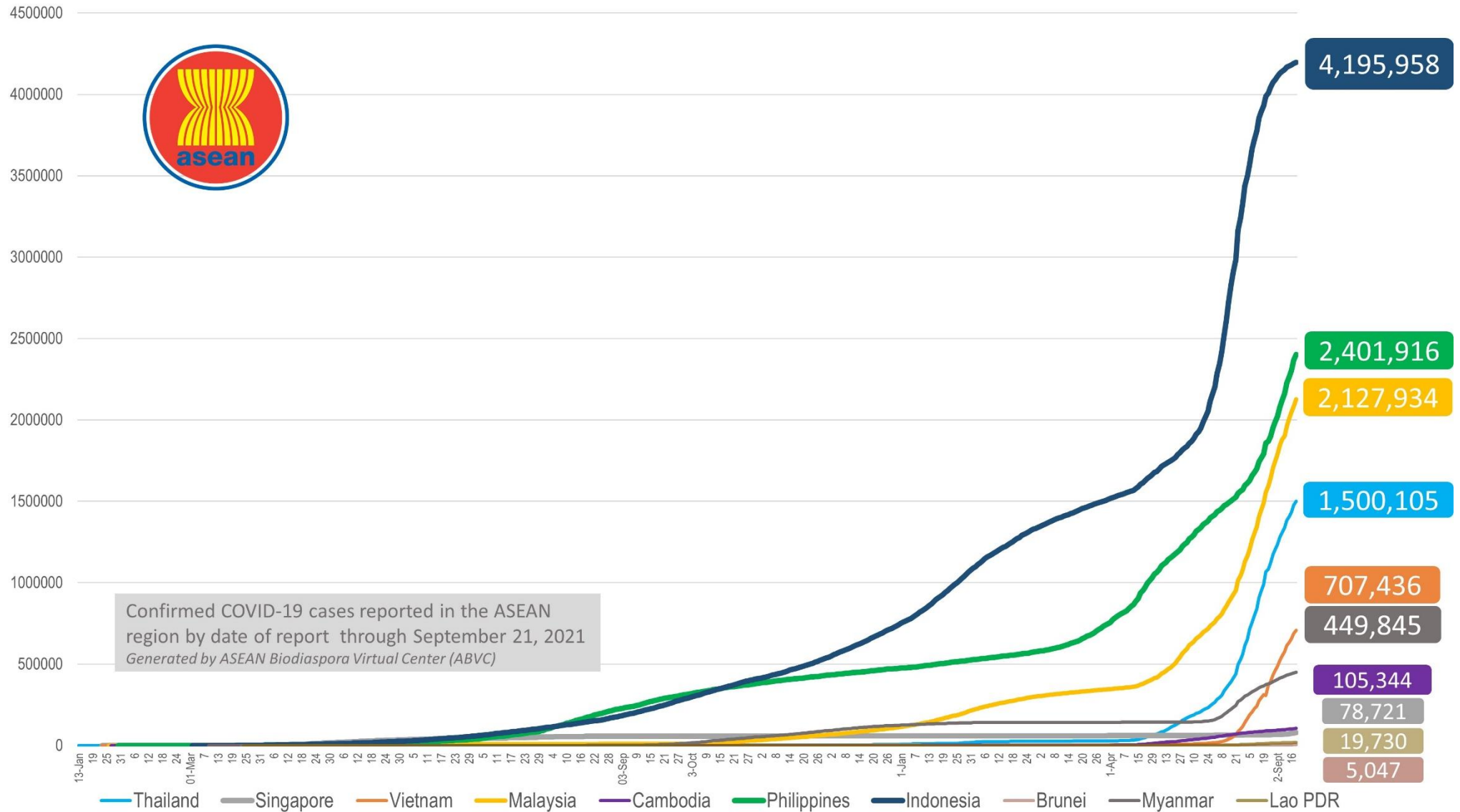
	Jersey	10 Mar 2020	21-Sep-21	9,842	25	78	-	0.8%	10,838		76,918	73,734	73.0
	Kazakhstan	13 Mar 2020	21-Sep-21	864,955	2,093	10,810	47	1.2%	4,672	-	7,300,062	6,161,154	32.4
	Kosovo	13 Mar 2020	21-Sep-21	159,112	48	2,895	6	1.8%	8,868				
	Uzbekistan	15 Mar 2020	21-Sep-21	169,467	529	1,197	5	0.7%	505		9,787,973	3,345,225	9.9
	Greenland	16 Mar 2020	21-Sep-21	504	35	-	-	0.0%	896		40,922	35,850	63.0
	Montenegro	17 Mar 2020	21-Sep-21	127,326	642	1,868	9	1.5%	20,466		230,187	203,680	32.4
	Kyrgyzstan	18 Mar 2020	21-Sep-21	177,869	89	2,592	2	1.5%	2,755		774,616	571,416	8.6
	Isle of Man	19 Mar 2020	20-Sep-21	7,184	-	38	-	0.5%	8,493		65,431	63,488	74.3
	Tajikistan	30 Apr 2020	13-Sep-21	17,084	-	124	-	0.7%	183		2,307,140	1,565,281	16.1
MIDDLE EAST	UAE	29 Jan 2020	21-Sep-21	733,325	322	2,078	1	0.3%	7,505	41,466	9,108,831	8,030,804	80.4
	Iran	19 Feb 2020	21-Sep-21	5,459,796	17,564	117,905	379	2.2%	6,585	1,732	29,526,662	13,961,491	16.4
	Israel	21 Feb 2020	21-Sep-21	1,242,262	7,198	7,567	12	0.6%	13,722	19,535	6,071,020	5,590,150	63.6
	Lebanon	21 Feb 2020	20-Sep-21	618,580	-	8,240	-	1.3%	9,023	-	1,516,847	1,222,780	18.1
	Kuwait	24 Feb 2020	21-Sep-21	411,278	45	2,441	1	0.6%	9,776	4,635	2,668,082	923,307	21.3
	Oman	24 Feb 2020	21-Sep-21	303,490	31	4,093	-	1.3%	6,100		2,810,262	1,826,224	35.0
	Bahrain	24 Feb 2020	21-Sep-21	274,452	69	1,388	-	0.5%	16,723	14,738	1,161,519	1,106,254	63.3
	Iraq	24 Feb 2020	21-Sep-21	1,981,493	3,081	21,911	42	1.1%	5,041	1,001	4,203,578	2,468,604	6.0
	Qatar	29 Feb 2020	21-Sep-21	235,769	143	604	-	0.3%	8,325	2,387	2,360,308	2,218,292	75.7
	Saudi Arabia	02 Mar 2020	21-Sep-21	546,681	69	8,672	5	1.6%	1,595	1,659	23,126,976	17,908,379	50.7
	Jordan	02 Mar 2020	21-Sep-21	815,546	870	10,633	9	1.3%	8,073	4,544	3,638,442	3,185,790	31.0
	Palestine	05 Mar 2020	21-Sep-21	418,328	1,977	4,220	17	1.0%	8,929		1,292,634	564,640	10.8
	Syria	22 Mar 2020	21-Sep-21	31,148	235	2,146	10	6.9%	182		285,087	248,862	1.4
Yemen	10 Apr 2020	21-Sep-21	8,752	34	1,654	5	18.9%	30		308,025	14,909	0.1	
AFRICA	Egypt	14 Feb 2020	20-Sep-21	297,608	-	16,992	-	5.7%	296		8,158,764	4,805,587	4.6
	Algeria	25 Feb 2020	21-Sep-21	201,948	182	5,725	16	2.8%	469		5,815,039	4,174,623	9.4
	Nigeria	28 Feb 2020	20-Sep-21	202,191	-	2,661	-	1.3%	101	56	4,415,507	1,771,140	0.8
	Tunisia	02 Mar 2020	20-Sep-21	700,400	-	24,527	-	3.5%	5,989	1,670	4,656,510	3,209,273	26.9
	Morocco	02 Mar 2020	21-Sep-21	922,222	1,848	14,009	51	1.5%	2,529	772	21,006,394	17,429,646	46.7
	Senegal	02 Mar 2020	21-Sep-21	73,668	14	1,848	3	2.5%	452	166	1,203,066	564,998	3.3
	South Africa	05 Mar 2020	20-Sep-21	2,884,134	-	86,216	-	3.0%	4,925	905	11,579,000	7,911,171	13.2
	Cameroon	06 Mar 2020	15-Sep-21	85,414	-	1,368	-	1.6%	330		370,319	82,017	0.3
	Togo	06 Mar 2020	21-Sep-21	24,791	136	216	1	0.9%	307	267	445,041	387,781	4.6
	Burkina Faso	09 Mar 2020	21-Sep-21	14,064	12	172	-	1.2%	69		166,160	102,268	0.5
	Democratic Republic of Congo	10 Mar 2020	19-Sep-21	56,463	-	1,068	-	1.9%	65		96,764	33,718	0.0
	Ivory Coast	11 Mar 2020	20-Sep-21	59,153	-	569	-	1.0%	230	181	1,193,877	273,400	1.0
	Reunion	11 Mar 2020	14-Sep-21	52,643	-	358	-	0.7%	6,776				

Ghana	13 Mar 2020	16-Sep-21	125,565	-	1,125	-	0.9%	413	-	865,422	758,160	2.4
Guinea	13 Mar 2020	19-Sep-21	30,271	-	375	-	1.2%	237	-	953,942	433,757	3.2
Gabon	13 Mar 2020	20-Sep-21	28,120	-	176	-	0.6%	1,294	870	100,263	71,076	3.1
Sudan	13 Mar 2020	19-Sep-21	38,053	-	2,879	-	7.6%	89	-	649,062	581,846	1.3
Kenya	13 Mar 2020	21-Sep-21	246,956	313	5,008	13	2.0%	470	-	2,480,543	857,370	1.6
Ethiopia	13 Mar 2020	21-Sep-21	335,273	1,575	5,207	43	1.6%	299	86	2,442,551	576,319	0.5
Central African Republic	14 Mar 2020	18-Sep-21	11,340	-	100	-	0.9%	239	-	102,591	9,901	0.2
Seychelles	14 Mar 2020	17-Sep-21	20,943	-	114	-	0.5%	21,452	-	77,311	71,091	71.9
Rwanda	14 Mar 2020	21-Sep-21	95,767	264	1,221	6	1.3%	758	1,242	1,836,045	1,368,758	10.3
Namibia	14 Mar 2020	20-Sep-21	126,900	-	3,471	-	2.7%	5,087	700	232,051	142,127	5.5
Swaziland	14 Mar 2020	20-Sep-21	45,395	-	1,200	-	2.6%	3,954	-	200,605	193,318	16.5
Mauritania	14 Mar 2020	20-Sep-21	35,515	-	766	-	2.2%	785	-	311,544	21,545	0.5
Mayotte	14 Mar 2020	17-Sep-21	20,125	-	176	-	0.9%	12,654	-	-	-	-
Equatorial Guinea	15 Mar 2020	16-Sep-21	11,063	-	137	-	1.2%	816	719	210,358	159,805	11.0
Republic of Congo	15 Mar 2020	09-Sep-21	13,701	-	183	-	1.3%	255	-	207,265	111,966	2.0
Benin	16 Mar 2020	14-Sep-21	21,450	-	146	-	0.7%	182	-	152,699	21,405	0.2
Liberia	16 Mar 2020	20-Sep-21	5,915	-	283	-	4.8%	120	-	104,545	27,392	0.5
Tanzania	16 Mar 2020	10-Aug-21	1,367	-	50	-	3.7%	2	-	350,000	350,000	0.6
Somalia	16 Mar 2020	20-Sep-21	19,235	-	1,079	-	5.6%	125	-	241,945	148,196	0.9
Gambia	17 Mar 2020	19-Sep-21	9,900	-	334	-	3.4%	422	127	179,910	165,785	6.7
Zambia	17 Mar 2020	21-Sep-21	208,599	97	3,639	-	1.7%	1,168	443	311,049	291,947	1.5
Mauritius	18 Mar 2020	21-Sep-21	14,735	329	59	5	0.4%	1,164	-	842,642	783,223	61.5
Djibouti	18 Mar 2020	21-Sep-21	12,143	58	159	-	1.3%	1,247	-	39,923	26,087	2.6
Niger	19 Mar 2020	20-Sep-21	5,964	-	201	-	3.4%	26	-	404,246	87,492	0.4
Chad	19 Mar 2020	19-Sep-21	5,029	-	174	-	3.5%	32	-	98,213	24,839	0.2
Zimbabwe	20 Mar 2020	20-Sep-21	128,186	-	4,569	-	3.6%	875	326	2,961,845	2,082,964	13.8
Cape Verde	20 Mar 2020	20-Sep-21	37,157	-	331	-	0.9%	6,757	-	277,322	108,529	19.3
Madagascar	20 Mar 2020	13-Sep-21	42,898	-	958	-	2.2%	159	-	197,001	184,632	0.7
Uganda	21 Mar 2020	19-Sep-21	122,405	-	3,130	-	2.6%	276	91	1,030,447	366,658	0.8
Eritrea	21 Mar 2020	20-Sep-21	6,674	-	40	-	0.6%	188	-	-	-	-
Angola	21 Mar 2020	20-Sep-21	52,644	-	1,409	-	2.7%	165	-	1,836,547	983,587	2.9
Mozambique	22 Mar 2020	21-Sep-21	150,201	134	1,903	-	1.3%	495	32	1,864,229	1,563,257	4.9
Libya	24 Mar 2020	21-Sep-21	333,064	-	4,533	-	1.4%	4,914	-	1,305,045	159,259	2.3
Guinea-Bissau	25 Mar 2020	19-Sep-21	6,080	-	130	-	2.1%	317	-	76,511	6,783	0.3
Mali	25 Mar 2020	21-Sep-21	15,082	8	547	2	3.6%	77	-	309,550	86,477	0.4
Botswana	30 Mar 2020	17-Sep-21	173,788	-	2,354	-	1.4%	7,544	-	365,655	221,940	9.3
Sierra Leone	31 Mar 2020	18-Sep-21	6,392	-	121	-	1.9%	82	-	181,065	40,045	0.5
Burundi	31 Mar 2020	20-Sep-21	16,766	-	14	-	0.1%	145	-	-	-	-

Malawi	02 Apr 2020	21-Sep-21	61,416	34	2,267	3	3.7%	330	-	748,937	473,443	2.4
South Sudan	05 Apr 2020	20-Sep-21	11,831	-	121	-	1.0%	107	-	69,157	26,884	0.2
Sao Tome and Principe	06 Apr 2020	20-Sep-21	3,097	-	45	-	1.5%	1,440		51,447	14,095	6.3
Comoros	30 Apr 2020	20-Sep-21	4,109	-	147	-	3.6%	483		174,765	159,604	18.0
Lesotho	13May 2020	26-Aug-21	14,395	-	403	-	2.8%	677		249,173	238,727	11.1
			218,849,206	273,150	4,465,322	4,447	2.0%					

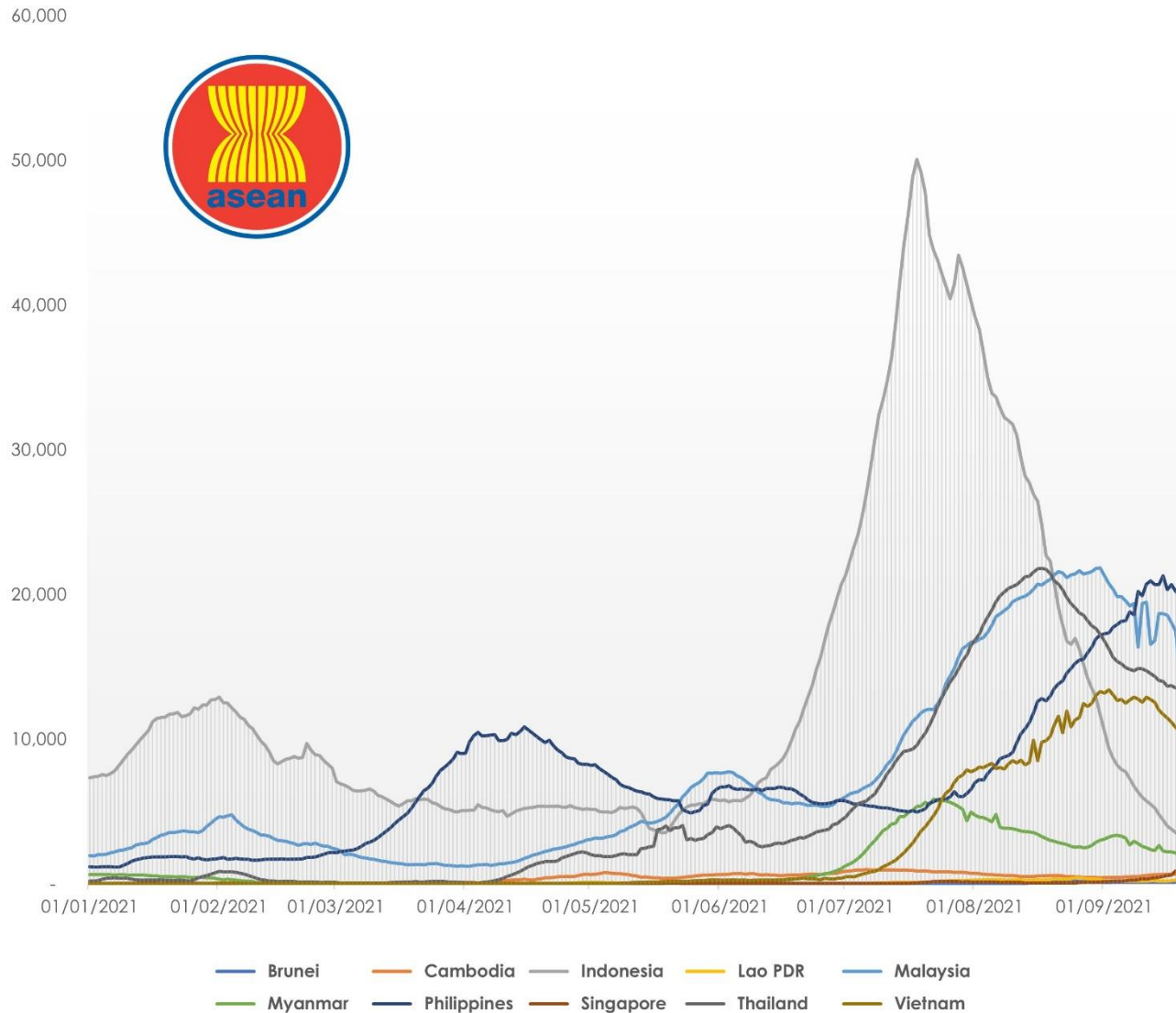
COVID-19 Epi curve among ASEAN Countries

as of 21 September 2021



7-Day Rolling Average of COVID-19 new cases

as of 21 September 2021

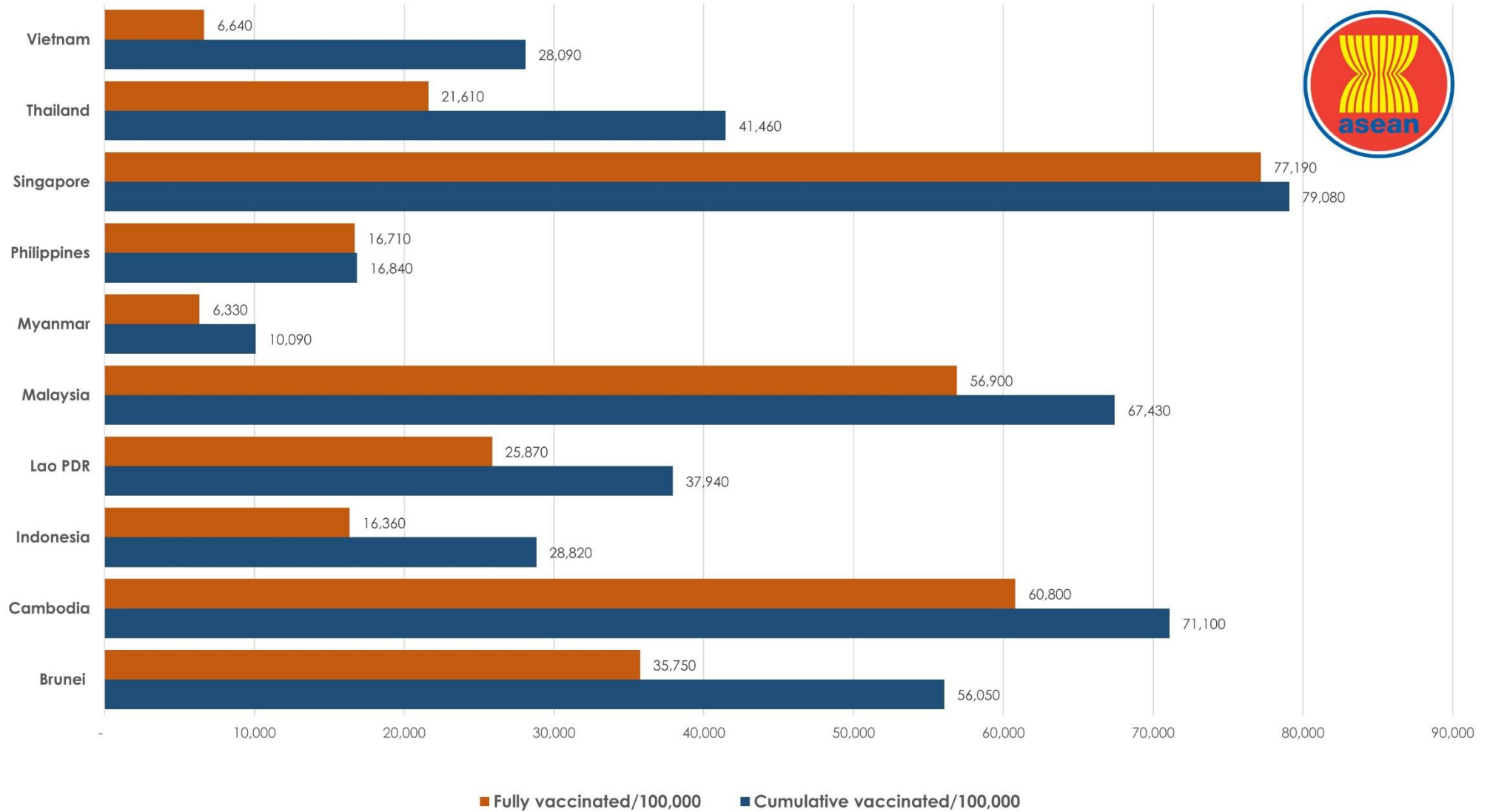


ASEAN Country	New Cases Rate of Change 7-Day Window*	P-value
Brunei	1.862	0.056
Cambodia	0.102	0.947
Indonesia	-209.316	0
Lao PDR	17.597	0
Malaysia	-230.434	0.198
Myanmar	-55.148	0.001
Philippines	-277.046	0.002
Singapore	78.934	0.006
Thailand	-85.832	0.003
Vietnam	-260.031	0

*Beta coefficient of linear line of best fit; equal to the rate of change in the 7-day rolling average of new cases over the past 7 days (as of September 21, 2021)

COVID-19 Vaccination Status

as of 21 September 2021



Outlook Assessment

as of 19 September 2021

ASEAN MEMBER STATE	REQUIREMENT					
	At least 80% of the high-risk population has been vaccinated with at least one dose of a COVID-19 vaccine.		At least 65% of the total population has a level of immunity to COVID-19; either recovered from COVID-19 or have been vaccinated with at least one dose of a COVID-19 vaccine.		Case levels are generally low (a 7-day rolling average number of daily new cases that is <10 cases per 100,000, with each day's past-14-day test positivity is consistently <5%).	
	% of High risk population with one dose	Projected Completion Date <i>(moderate case scenario)</i>	% of Total population with one dose	Projected Completion Date <i>(moderate case scenario)</i>	Daily cases/100,000	Test positivity last 14 days
Brunei	>80.0	Aug 2021	56.4		29.146	
Cambodia	>80.0	Jun 2021	76.6	Aug 2021	3.977	4.1
Indonesia	>80.0	Aug 2021	31.6	Jan 2022	1.227	4.9
Lao PDR	> 80.0	Aug 2021	41.6	Dec 2021	3.642	5.0
Malaysia	>80.0	Jul 2021	69.6	Sep 2021	46.134	
Myanmar	16.2	-	10.0	-	3.446	9.8
Philippines	75.2	Oct 2021	19.5	Jan 2022	18.417	26.7
Singapore	>80.0	May 2021	>80.3	Jul 2021	14.089	0.5
Thailand	>80.0	Sept 2021	43.2	Nov 2021	19.349	30.6
Vietnam	71.0	Oct 2021	30.2	Nov 2021	10.913	4.2



Report generated by
ASEAN Biodiaspora Virtual Center (ABVC)
 in collaboration with **Bluedot Inc.**
 Email: support@biodiaspora.org

