

COVID-19 Situational Report in the ASEAN Region

ASEAN BioDiaspora Virtual Center (ABVC)

as of October 22, 2021



COVID-19: Highlights and Situation Overview

Global Update

- Worldwide, there have been over 243 million cases and almost 5 million deaths attributed to COVID-19.

Regional Update

- Cambodia's Ministry of Education on October 21 (Thursday) gave a green light to primary schools and kindergartens in areas where COVID-19 cases have been controlled, to reopen after most of the targeted population have been inoculated against COVID-19. Education Minister said in a statement that fully vaccinated teachers and students are given priority to return to in-person classes, while teachers, who are older than 50, should continue teaching online. He said schools that have met the Standard Operating Procedures (SOPs) can reopen from November 1. The number of students in a classroom must also be limited from 15 to 20, and social distancing must be maintained.
- Singapore's Ministry of Health said on October 21 (Thursday) that the rise in COVID-19 cases in the community over the past two weeks has increased COVID-19 admissions to the hospitals, and that there were also several new COVID-19 clusters amongst patients and residents in hospitals and residential care homes. The ministry said that visitors will not be allowed at hospital wards and residential care homes for another month to protect healthcare capacity and vulnerable seniors during a period when COVID-19 community cases are on the rise. These measures will also apply to all public acute hospitals, community hospitals and private hospitals. In addition to extending the ban on visitors, booster vaccination jabs have been ramped up for healthcare workers and seniors, including those residing in residential care homes, to mitigate the risk of large outbreaks in these settings. The ministry added that to ensure that patients and residents remain connected with their loved ones, the hospitals and residential care homes will continue to support alternative methods of communication such as through telephone or video calls.

Vaccine Update

- Malaysia reported a total of 23,451,810 individuals or 94.3% of the adult population in the country have completed COVID-19 vaccination. According to the Health Ministry's data on the CovidNow portal, 25,317,072 individuals or 97.4% of the adult population had received at least one dose of the vaccine as of October 21. In addition, 1,367,216 or 43.4% of adolescents aged 12 to 17 years had completed COVID-19 vaccination while 1,156,940 or 80.2% have received at least one dose of the vaccine. The COVID-19 National Immunization Programme (NIP) for adolescents officially kicked off on September 20, targeting the involvement of 3.2 million teenagers aged 12 to 17. Meanwhile, Sinovac vaccine recipients will receive Pfizer-BioNTech's Cominarty vaccines as booster doses according to the health minister. For a start, the heterologous booster dose will be given to individuals aged 60 and above based on the recommendations of the Strategic Advisory Group of Experts (SAGE) on Immunization of the World Health Organization (WHO) which convened on October 4 to October 7. The minister added that the booster doses would be given to individuals who had been fully vaccinated with Sinovac for at least three months.

Travel Advisories (new update/s)

- Cambodia: The Ministry of Foreign Affairs and International Cooperation has announced the resumption of its tourist visa and visa exemption programme. In a statement addressed to foreign embassies and consulates on October 20, the country's foreign minister said that the resumption is based on the improving COVID-19 situation in Cambodia which has enabled the government to reopen the country in the context of COVID-19 whereby businesses and the general public adjust to the new normal. The minister added that the government also resumes e-Visa application to ease the process for travellers to Cambodia, but Visa on Arrival remains closed.
- Malaysia: The country's prime Minister said that international tourists will be allowed to holiday in Langkawi under an international tourism travel bubble pilot project starting November 15. He said that a list of standard operating procedures (SOPs) that was tabled by the Tourism, Arts and Culture Ministry has been endorsed by the COVID-19 pandemic management special committee during the meeting on Friday (October 22). He added that the pilot project will be on for three months for the Health Ministry and National Security Council to evaluate its effectiveness before the initiative is expanded to other islands and tourism destinations. Among the SOP are that international tourists must stay for at least three days, with no quarantine required for those participating in the Langkawi international tourism travel bubble. Those who stay on the island for three days can use the result of the test taken for departure purposes while those staying for more than five days will have to be screened on the fifth day. The list of countries permitted to enter Malaysia for this purpose is subject to the decision of the Immigration Department.
- Thailand: The country's Prime Minister said on October 21 (Thursday) that Thailand will let vaccinated visitors from 46 countries, up from 10 previously announced, to forgo COVID-19 quarantine starting next month. The 46 countries include Britain, the United States, China, Malaysia, Singapore, Germany and Australia. Thailand will reopen the capital Bangkok and other key tourist destinations, including Hua Hin and Pattaya, where curfews will be lifted at the end of the month, according to the Royal Gazette released late on Thursday.
- Vietnam: The country has temporarily approved COVID-19 vaccine certificates from 72 countries and territories including China, the US, UK, UAE, Thailand, India, South Korea, Singapore, Italy, Germany, France, Cambodia, and Canada among others. The move was made to facilitate the entry of entrants who are fully vaccinated or have recovered from COVID-19 into Vietnam in accordance with the Government's Resolution No. 128/NQ-CP adopting provisional guidelines on safe adaptation to the COVID-19 pandemic. Accordingly, eligible entrants shall only undergo seven-day quarantine in line with the Ministry of Health's quarantine protocol.

Cases and Deaths as of 22 October 2021

- As of 22 October 2021 (2PM, GMT+8), worldwide, there were **243,587,636** confirmed cases, including **4,949,628** deaths. Globally, Case Fatality Rate (CFR) was **2.0**.
- In **China**, there were **125,360** confirmed cases with **5,695** deaths, including deaths in Hong Kong (213) and Taiwan (846). Confirmed cases in China include confirmed cases in Hong Kong (12,312), Macau (77), and Taiwan (16,349). CFR was **4.5**.
- **12,903,716 confirmed cases** of COVID-19 have been reported in the ASEAN region with a total of **274,198 deaths**, with a CFR of **2.1**.

REGION	COUNTRY	FIRST CONFIRMED CASE(S)	LATEST REPORT ON CONFIRMED CASE(S)	TOTAL CONFIRMED CASES	NEW CASES (7-DAY ROLLING AVERAGE)	TOTAL DEATHS	NEW DEATHS (7-DAY ROLLING AVERAGE)	CASE FATALITY RATE	CUMULATIVE CASES/100,000	NUMBER OF TESTS LAST 14 DAYS/100,000	CUMULATIVE VACCINATED	CUMULATIVE FULLY VACCINATED	FULLY VACCINATED / 100
ASEAN REGION	Brunei	10-Mar-20	21-Oct-21	11,542	156 (245)	79	1 (2)	0.7%	2,664		344,342	234,921	53.2
	Cambodia	27-Jan-20	21-Oct-21	117,352	151 (211)	2,704	11 (17)	2.3%	712	-	13,622,977	12,797,655	75.5
	Indonesia	02-Mar-20	21-Oct-21	4,237,834	633 (819)	143,120	43 (39)	3.4%	1,566	-	109,796,866	64,622,692	23.4
	Lao PDR	24-Mar-20	21-Oct-21	33,998	392 (483)	49	2 (2)	0.1%	474	717	3,091,161	2,343,258	31.8
	Malaysia	25-Jan-20	21-Oct-21	2,413,592	- (5,396)	28,234	- (65)	1.2%	7,535	4,310	25,286,379	23,265,448	71.0
	Myanmar	23-Mar-20	21-Oct-21	491,584	683 (1,038)	18,465	21 (30)	3.8%	910	323	8,390,746	3,872,956	7.1
	Philippines	30-Jan-20	21-Oct-21	2,740,111	4,742 (5,983)	41,237	260 (145)	1.5%	2,534	479	27,836,530	24,876,889	22.4
	Singapore	23-Jan-20	21-Oct-21	158,587	3,862 (3,313)	264	18 (10)	0.2%	2,780	11,450	4,742,997	4,687,197	79.5
	Thailand	13-Jan-20	21-Oct-21	1,821,579	9,727 (9,982)	18,559	73 (76)	1.0%	2,616	127	36,955,020	25,287,543	36.2
	Vietnam	23-Jan-20	21-Oct-21	877,537	3,636 (3,385)	21,487	71 (77)	2.4%	910	1,276	47,997,541	19,086,016	19.4
				12,903,716	23,982	274,198	500	2.1%					

- **230,564,770 confirmed cases** of COVID-19 have been reported in **222 countries/states** (other than China, Hong Kong, Taiwan, Macau, and ASEAN countries):

REGION	COUNTRY	FIRST CONFIRMED CASE(S)	LATEST REPORT ON CONFIRMED CASE(S)	TOTAL CONFIRMED CASES	NEW CASES	TOTAL DEATHS	NEW DEATHS	CASE FATALITY RATE	CUMULATIVE CASES/100,000	NUMBER OF TESTS LAST 14 DAYS/100,000	CUMULATIVE IMMUNIZED	CUMULATIVE FULLY VACCINATED	FULLY VACCINATED/100
ASIA PACIFIC	Japan	16 Jan 2020	21-Oct-21	1,716,698	196	18,094	11	1.1%	1,360	542	96,203,522	86,515,714	68.6
	South Korea	20 Jan 2020	21-Oct-21	347,529	1,441	2,709	11	0.8%	672	3,385	40,584,013	34,593,403	67.4
	Nepal	24 Jan 2020	21-Oct-21	807,522	470	11,326	8	1.4%	2,823	225	8,415,067	6,470,195	21.8
	Australia	25 Jan 2020	21-Oct-21	152,024	2,603	1,590	13	1.0%	593	9,250	18,542,786	14,946,699	58.0
	Sri Lanka	27 Jan 2020	21-Oct-21	533,860	555	13,562	19	2.5%	2,449	378	14,788,141	12,839,638	59.7
	India	30 Jan 2020	21-Oct-21	34,142,441	15,759	453,076	232	1.3%	2,499	1,154	705,846,235	291,552,797	20.9
	Afghanistan	24 Feb 2020	21-Oct-21	155,891	32	7,249	2	4.7%	410		828,601	430,744	1.1
	Pakistan	26 Feb 2020	21-Oct-21	1,266,826	622	28,328	16	2.2%	585	270	67,580,193	37,468,751	16.6
	New Zealand	28 Feb 2020	21-Oct-21	5,315	102	28	-	0.5%	108	6,166	3,604,171	2,870,575	59.1
	Bhutan	05 Mar 2020	15-Oct-21	2,617	-	3	-	0.1%	343	2,176	585,479	502,274	64.4
	Maldives	07 Mar 2020	21-Oct-21	86,550	131	240	1	0.3%	16,301	7,138	393,718	351,570	64.7
	Bangladesh	08 Mar 2020	21-Oct-21	1,566,907	243	27,801	10	1.8%	961	138	38,544,256	19,332,082	11.6
	Mongolia	10 Mar 2020	21-Oct-21	344,736	1,744	1,607	16	0.5%	10,689	3,467	2,254,204	2,136,979	64.2
Turkey	10 Mar 2020	21-Oct-21	7,772,604	28,465	68,472	198	0.9%	9,316	4,678	55,013,831	47,704,367	56.1	

	French Polynesia	12 Mar 2020	19-Oct-21	46,685	-	635	-	1.4%	16,716		155,290	147,185	52.1
	Guam	15 Mar 2020	20-Oct-21	17,276	-	226	-	1.3%	10,327		130,397	118,496	71.5
	New Caledonia	17 Mar 2020	21-Oct-21	10,305	92	247	2	2.4%	3,581		171,401	141,123	49.0
	Fiji	18 Mar 2020	20-Oct-21	51,909	-	663	-	1.3%	5,833	-	619,734	517,175	57.3
	Papua New Guinea	21 Mar 2020	19-Oct-21	25,769	-	312	-	1.2%	294	-	133,741	61,221	0.7
	Timor Leste	21 Mar 2020	21-Oct-21	19,749	3	120	-	0.6%	1,527	1,299	495,822	315,033	23.4
	Northern Mariana Islands	28 Mar 2020	19-Oct-21	289	-	3	-	1.0%	505		36,128	34,579	60.8
	North Korea	24 Jul 2020	25-Jul-20	1	-	-	-	0.0%	0				
	Solomon Islands	03 Oct 2020	16-Apr-21	20	-	-	-	0.0%	3		113,423	28,497	4.1
	Wallis et Futuna	17 Oct 2020	06-May-21	445	-	7	-	1.6%	2,777		5,781	5,321	48.0
	Marshall Islands	26 Oct 2020	17-Nov-20	4	-	-	-	0.0%	7		23,173	20,113	34.4
	Vanuatu	11 Nov 2020	21-Apr-21	4	-	1	-	25.0%	1		59,215	28,368	9.0
	Samoa	18 Nov 2020	12-Feb-21	3	-	-	-	0.0%	2		115,354	73,310	36.6
	Micronesia	11 Jan 2021	11-Jan-21	1	-	-	-	0.0%	1		45,757	40,157	38.8
	Palau	31 May 2021	08-Oct-21	8	-	-	-	0.0%	44		17,938	15,644	87.4
AMERICAS	USA	21 Jan 2020	21-Oct-21	46,133,983	41,621	752,655	844	1.6%	14,055	3,149	219,381,466	189,709,710	56.4
	Canada	25 Jan 2020	21-Oct-21	1,691,666	1,381	28,655	11	1.7%	4,451	3,218	29,623,268	27,855,332	73.2
	Brazil	26 Feb 2020	20-Oct-21	21,686,383	-	604,516	-	2.8%	10,241	-	156,718,094	108,025,121	50.5
	Mexico	28 Feb 2020	20-Oct-21	3,767,758	-	285,347	-	7.6%	2,953	144	69,478,811	51,763,221	39.7
	Saint Martin	01 Mar 2020	14-Oct-21	3,819	-	55	-	1.4%	10,049				
	Ecuador	01 Mar 2020	19-Oct-21	514,087	-	32,937	-	6.4%	2,959	68	11,800,967	10,090,387	56.4
	Dominican Republic	01 Mar 2020	21-Oct-21	373,929	889	4,097	4	1.1%	3,482	1,104	6,449,174	5,158,185	47.1
	Chile	03 Mar 2020	21-Oct-21	1,676,019	1,793	37,640	12	2.2%	8,843	3,545	16,125,103	14,372,184	74.8
	Argentina	03 Mar 2020	21-Oct-21	5,277,525	1,541	115,796	26	2.2%	11,744	608	31,916,195	24,898,034	54.6
	Peru	05 Mar 2020	20-Oct-21	2,192,205	-	199,945	-	9.1%	6,743	77	17,911,223	14,146,050	42.4
	Costa Rica	06 Mar 2020	20-Oct-21	554,604	-	6,895	-	1.2%	10,988	830	3,597,302	2,527,143	49.2
	Colombia	06 Mar 2020	21-Oct-21	4,986,249	1,498	126,959	28	2.5%	9,905	1,021	28,731,719	19,773,196	38.6

French Guiana	06 Mar 2020	20-Oct-21	43,816	-	297	-	0.7%	22,412				
Martinique	06 Mar 2020	17-Oct-21	42,634	-	670	-	1.6%	9,848				
Paraguay	07 Mar 2020	20-Oct-21	460,615	-	16,228	-	3.5%	6,539	259	2,868,610	2,058,067	28.5
Panama	10 Mar 2020	20-Oct-21	470,855	-	7,300	-	1.6%	11,088	1,287	2,963,668	2,345,238	53.5
Bolivia	10 Mar 2020	20-Oct-21	508,166	-	18,887	-	3.7%	4,414	442	4,357,421	3,465,762	29.3
Honduras	11 Mar 2020	20-Oct-21	373,589	-	10,170	-	2.7%	3,833		3,520,903	2,537,900	25.2
Cuba	11 Mar 2020	21-Oct-21	941,562	1,435	8,133	19	0.9%	8,308	-	9,734,489	6,820,549	60.3
Guyana	11 Mar 2020	20-Oct-21	34,726	-	881	-	2.5%	4,436		369,877	226,649	28.7
Jamaica	12 Mar 2020	21-Oct-21	87,797	74	2,133	4	2.4%	2,978	572	571,498	350,483	11.8
St Vincent and the Grenadines	12 Mar 2020	20-Oct-21	4,729	-	56	-	1.2%	4,276	-	23,127	14,903	13.4
Saint Lucia	13 Mar 2020	20-Oct-21	12,313	-	237	-	1.9%	6,736		49,423	38,023	20.6
Trinidad and Tobago	13 Mar 2020	20-Oct-21	54,623	-	1,621	-	3.0%	3,916	-	614,226	574,472	40.9
Venezuela	13 Mar 2020	20-Oct-21	396,477	-	4,763	-	1.2%	1,390		9,926,613	6,190,629	21.6
Guatemala	13 Mar 2020	19-Oct-21	591,460	-	14,515	-	2.5%	3,562	679	5,114,385	3,052,628	16.7
Uruguay	13 Mar 2020	20-Oct-21	391,522	-	6,069	-	1.6%	11,310	2,807	2,754,054	2,609,329	74.9
Curacao	13 Mar 2020	20-Oct-21	16,972	-	172	-	1.0%	10,773		99,628	91,497	55.5
Puerto Rico	13 Mar 2020	20-Oct-21	183,628	-	3,213	-	1.7%	5,750		2,604,500	2,332,873	73.1
Suriname	13 Mar 2020	20-Oct-21	47,477	-	1,044	-	2.2%	8,166		243,886	189,984	32.1
Antigua and Barbuda	13 Mar 2020	20-Oct-21	3,984	-	97	-	2.4%	4,102	-	55,536	47,298	47.9
Guadeloupe	13 Mar 2020	20-Oct-21	54,350	-	736	-	1.4%	12,269				
Cayman Islands	13 Mar 2020	20-Oct-21	1,136	-	2	-	0.2%	1,749		55,780	55,780	83.9
Aruba	14 Mar 2020	20-Oct-21	15,765	-	170	-	1.1%	14,829		82,236	76,316	71.2
Bahamas	15 Mar 2020	19-Oct-21	22,092	-	626	-	2.8%	5,672	-	133,591	110,710	27.9
US Virgin Islands	16 Mar 2020	20-Oct-21	7,099	-	78	-	1.1%	6,658		55,280	48,370	46.2
Sint Maarten	17 Mar 2020	20-Oct-21	4,467	-	75	-	1.7%	10,967		26,122	24,101	55.5
Montserrat	17 Mar 2020	09-Oct-21	41	-	1	-	2.4%	439		1,502	1,409	28.3
Barbados	17 Mar 2020	20-Oct-21	13,934	-	123	-	0.9%	4,855		145,648	117,900	41.0
El Salvador	18 Mar 2020	20-Oct-21	110,188	-	3,532	-	3.2%	1,707	-	4,246,672	3,616,154	55.5
Nicaragua	18 Mar 2020	19-Oct-21	16,241	-	207	-	1.3%	248		671,784	328,206	4.9

Bermuda	18 Mar 2020	19-Oct-21	5,593	-	95	-	1.7%	8,750		45,017	43,400	69.9
Haiti	19 Mar 2020	20-Oct-21	23,406	-	658	-	2.8%	208		73,568	28,941	0.3
Dominica	22 Mar 2020	19-Oct-21	4,412	-	30	-	0.7%	6,144		26,806	22,024	30.5
Grenada	22 Mar 2020	20-Oct-21	5,790	-	193	-	3.3%	5,170		36,757	28,605	25.3
Belize	23 Mar 2020	20-Oct-21	24,948	-	471	-	1.9%	6,391	5,844	199,932	144,531	35.7
Turks and Caicos Islands	23 Mar 2020	20-Oct-21	2,941	-	23	-	0.8%	7,701		28,305	26,112	66.6
Saint Kitts and Nevis	24 Mar 2020	20-Oct-21	2,591	-	21	-	0.8%	4,905	11,075	26,249	23,069	43.1
British Virgin Islands	25 Mar 2020	06-Oct-21	2,725	-	37	-	1.4%	9,074		17,607	15,468	50.8
Anguilla	26 Mar 2020	20-Oct-21	743	-	1	-	0.1%	5,606		9,548	9,157	60.5
Caribbean Netherlands	01 Apr 2020	20-Oct-21	2,365	-	19	-	0.8%	13,130		19,109	16,736	63.3
Falkland Islands	03 Apr 2020	06-Oct-21	68	-	-	-	0.0%	2,578		2,632	1,775	50.3
Saint Pierre and Miquelon	05 Apr 2020	04-Oct-21	32	-	-	-	0.0%	456				
Saint Barthelemy	25 Jul 2020	14-Oct-21	1,588	-	6	-	0.4%	18,793				
EUROPE												
France	24 Jan 2020	21-Oct-21	7,108,206	6,127	117,411	35	1.7%	10,600		50,921,828	45,510,326	67.4
Germany	27 Jan 2020	21-Oct-21	4,462,304	17,938	95,753	86	2.1%	5,368	1,129	57,379,610	54,897,315	65.4
Finland	29 Jan 2020	21-Oct-21	152,707	608	1,133	-	0.7%	2,766	2,318	4,191,266	3,738,994	67.4
Italy	30 Jan 2020	21-Oct-21	4,729,678	3,791	131,724	36	2.8%	7,844	7,707	46,362,098	42,498,783	70.4
Russian Federation	31 Jan 2020	21-Oct-21	8,131,164	36,339	227,389	1,036	2.8%	5,632	4,506	51,965,705	47,417,071	32.5
Spain	31 Jan 2020	21-Oct-21	4,995,176	1,881	87,102	20	1.7%	10,611	1,058	37,908,612	37,102,507	79.4
Sweden	31 Jan 2020	21-Oct-21	1,165,194	792	14,949	4	1.3%	11,329		7,226,147	6,826,104	67.2
United Kingdom of Great Britain	31 Jan 2020	21-Oct-21	8,641,221	51,484	139,146	115	1.6%	12,929	16,201	49,505,327	45,433,757	66.6
Belgium	05 Feb 2020	21-Oct-21	1,299,439	6,552	25,816	19	2.0%	11,315	5,235	8,664,835	8,515,141	73.2
Switzerland	25 Feb 2020	21-Oct-21	861,123	1,481	11,191	5	1.3%	10,042	3,887	5,653,845	5,338,562	61.3
Austria	25 Feb 2020	21-Oct-21	787,644	3,648	11,220	11	1.4%	8,873	41,843	5,822,953	5,545,578	61.3
Croatia	25 Feb 2020	21-Oct-21	436,189	3,053	8,968	17	2.1%	10,724	2,671	1,875,073	1,760,158	43.1
Norway	26 Feb 2020	20-Oct-21	198,161	-	893	-	0.5%	3,705	1,664	4,193,240	3,711,404	67.9
Romania	26 Feb 2020	21-Oct-21	1,519,532	16,110	43,487	448	2.9%	7,850	5,207	6,620,322	5,714,109	29.9

Estonia	26 Feb 2020	21-Oct-21	177,287	1,505	1,444	6	0.8%	13,364	6,940	775,034	731,826	55.2
Georgia	26 Feb 2020	21-Oct-21	680,182	4,411	9,617	29	1.4%	18,283	13,439	1,013,828	907,106	22.8
North Macedonia	26 Feb 2020	21-Oct-21	198,646	490	7,012	14	3.5%	9,534	-	801,395	764,953	36.7
Greece	26 Feb 2020	21-Oct-21	707,587	3,376	15,519	34	2.2%	6,603	22,871	6,565,983	6,321,535	61.0
Denmark	27 Feb 2020	21-Oct-21	372,533	1,247	2,696	2	0.7%	6,403	8,030	4,468,648	4,399,878	75.7
San Marino	27 Feb 2020	18-Oct-21	5,475	-	91	-	1.7%	16,170		25,084	22,218	65.3
Lithuania	27 Feb 2020	21-Oct-21	379,438	3,349	5,544	33	1.5%	13,615	10,056	1,786,925	1,645,130	61.2
Netherlands	27 Feb 2020	21-Oct-21	2,064,729	5,195	18,280	7	0.9%	11,912	467	12,953,100	11,731,427	68.3
Azerbaijan	27 Feb 2020	21-Oct-21	509,862	2,005	6,829	20	1.3%	5,087	1,443	4,991,242	4,266,230	41.7
Belarus	28 Feb 2020	21-Oct-21	580,029	2,097	4,466	17	0.8%	6,127	-	2,468,546	1,749,584	18.5
Iceland	28 Feb 2020	21-Oct-21	12,827	52	33	-	0.3%	3,550	4,740	282,338	277,837	80.9
Ireland	28 Feb 2020	21-Oct-21	423,260	2,026	5,369	-	1.3%	8,566	4,577	3,792,442	3,729,947	74.9
Monaco	29 Feb 2020	21-Oct-21	3,387	5	34	-	1.0%	8,693		26,672	23,308	59.0
Czech Republic	01 Mar 2020	21-Oct-21	1,718,808	3,293	30,587	13	1.8%	16,109		6,140,934	6,038,062	56.3
Luxembourg	01 Mar 2020	19-Oct-21	80,331	-	842	-	1.0%	12,959	3,389	424,732	399,522	62.9
Armenia	01 Mar 2020	21-Oct-21	288,906	2,603	5,902	32	2.0%	9,768	4,272	344,029	170,212	5.7
Latvia	02 Mar 2020	21-Oct-21	194,256	2,935	2,967	23	1.5%	10,156	11,624	1,044,754	946,223	50.7
Portugal	02 Mar 2020	21-Oct-21	1,082,721	865	18,117	8	1.7%	10,543	5,301	8,995,352	8,827,654	86.8
Andorra	02 Mar 2020	20-Oct-21	15,382	-	130	-	0.8%	19,940	3,750	54,312	47,720	61.7
Liechtenstein	03 Mar 2020	21-Oct-21	3,513	3	60	-	1.7%	9,240	4,508	24,787	23,166	60.6
Ukraine	03 Mar 2020	21-Oct-21	2,701,600	22,415	62,389	546	2.3%	6,087	1,348	8,373,550	6,743,615	15.5
Slovenia	04 Mar 2020	21-Oct-21	314,162	1,846	4,661	7	1.5%	15,046	2,732	1,180,046	1,103,994	53.1
Hungary	04 Mar 2020	21-Oct-21	841,277	2,361	30,468	20	3.6%	8,611	1,594	5,929,164	5,706,773	59.2
Poland	04 Mar 2020	21-Oct-21	2,956,207	5,591	76,300	46	2.6%	7,785	1,019	20,065,807	19,774,453	52.3
Faroe Islands	04 Mar 2020	16-Oct-21	1,350	-	2	-	0.1%	2,773		39,060	37,324	76.1
Bosnia and Herzegovina	05 Mar 2020	21-Oct-21	247,182	627	11,283	30	4.6%	7,488	918	734,195	508,008	15.6
Gibraltar	05 Mar 2020	21-Oct-21	5,824	21	98	-	1.7%	17,281		40,173	39,796	118.1
Slovakia	06 Mar 2020	21-Oct-21	446,305	3,091	12,883	11	2.9%	8,183	8,335	2,487,216	2,287,277	41.9
Serbia	06 Mar 2020	21-Oct-21	1,078,032	7,327	9,331	59	0.9%	15,522	3,926	3,071,523	2,941,696	42.6
Vatican City	06 Mar 2020	17-Oct-20	27	-	-	-	0.0%	2,932				
Malta	07 Mar 2020	21-Oct-21	37,523	17	459	-	1.2%	7,465	4,513	426,516	425,494	82.7

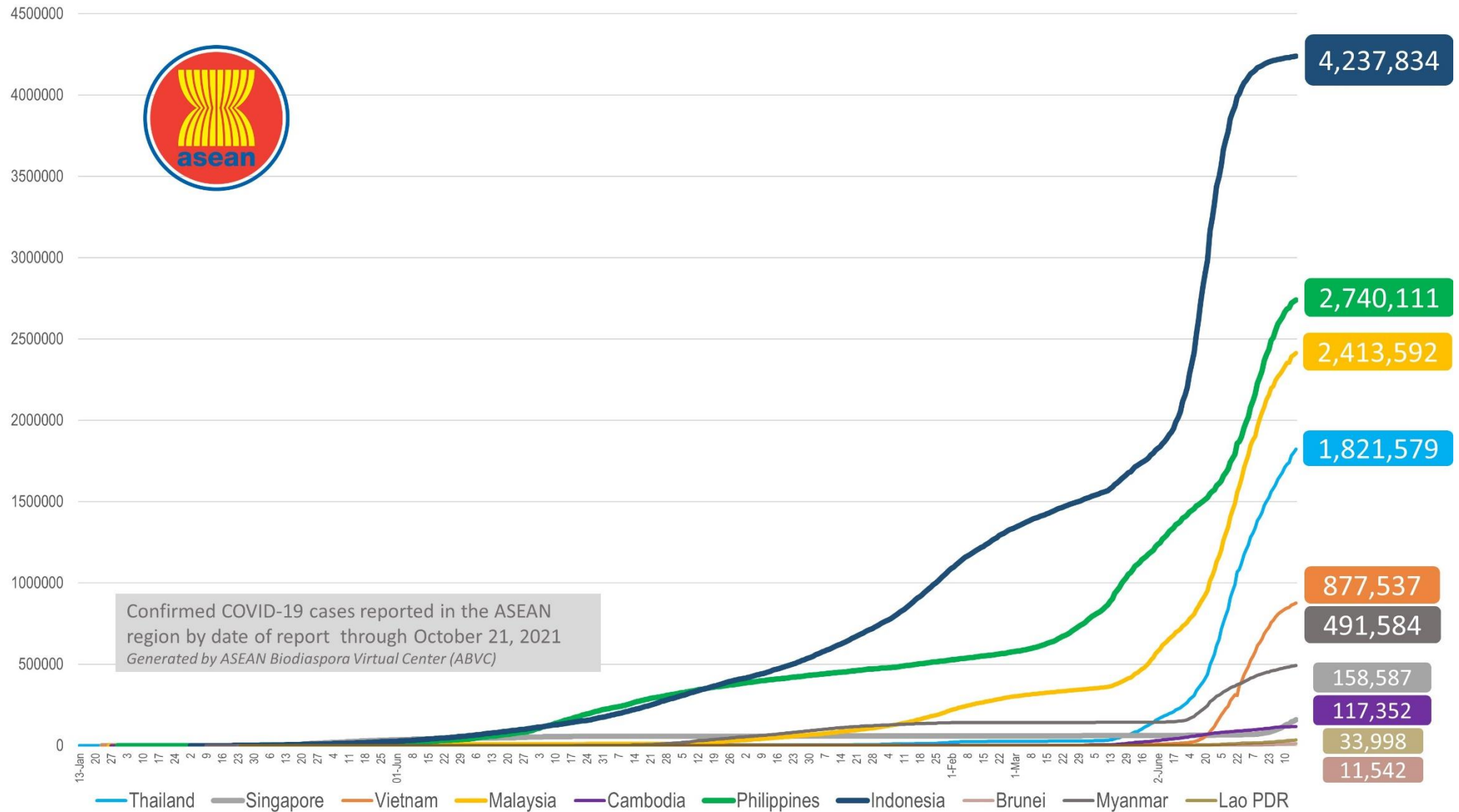
	Moldova	07 Mar 2020	21-Oct-21	323,469	1,787	7,386	40	2.3%	12,171	4,283	824,986	839,851	20.9
	Bulgaria	08 Mar 2020	20-Oct-21	555,077	-	22,719	-	4.1%	7,957	3,346	1,407,830	1,393,292	20.2
	Albania	09 Mar 2020	21-Oct-21	180,029	566	2,855	6	1.6%	6,308	-	982,467	860,194	29.9
	Cyprus	09 Mar 2020	21-Oct-21	121,274	144	567	-	0.5%	10,118	55,132	601,435	566,531	63.2
	Channel Islands	09 Mar 2020	21-Oct-21	1,964	34	22	-	1.1%	3,011		32,969	13,618	20.3
	Jersey	10 Mar 2020	21-Oct-21	10,567	30	80	-	0.8%	11,636		78,261	74,327	73.5
	Kazakhstan	13 Mar 2020	21-Oct-21	923,060	1,844	11,847	32	1.3%	4,986	-	8,078,657	7,202,907	37.9
	Kosovo	13 Mar 2020	21-Oct-21	160,572	14	2,974	-	1.9%	8,949				
	Uzbekistan	15 Mar 2020	21-Oct-21	182,421	361	1,297	2	0.7%	543		12,938,201	5,882,086	17.3
	Greenland	16 Mar 2020	21-Oct-21	716	16	-	-	0.0%	1,273		40,033	36,724	64.6
	Montenegro	17 Mar 2020	21-Oct-21	139,488	422	2,054	4	1.5%	22,421		253,936	234,725	37.4
	Kyrgyzstan	18 Mar 2020	21-Oct-21	180,223	114	2,643	2	1.5%	2,791		930,260	705,161	10.6
	Isle of Man	19 Mar 2020	20-Oct-21	8,817	-	56	-	0.6%	10,424		67,328	64,207	75.2
	Tajikistan	30 Apr 2020	16-Oct-21	17,086	-	124	-	0.7%	183		2,513,950	2,011,987	20.6
MIDDLE EAST	UAE	29 Jan 2020	21-Oct-21	739,018	94	2,126	2	0.3%	7,564	41,644	9,554,350	8,565,287	85.7
	Iran	19 Feb 2020	21-Oct-21	5,833,525	11,788	124,763	178	2.1%	7,036	1,813	48,956,693	25,156,987	29.6
	Israel	21 Feb 2020	21-Oct-21	1,320,884	982	8,035	6	0.6%	14,590	13,529	6,212,587	5,707,275	64.9
	Lebanon	21 Feb 2020	20-Oct-21	635,447	-	8,438	-	1.3%	9,269	-	1,717,237	1,444,306	21.3
	Kuwait	24 Feb 2020	21-Oct-21	412,449	25	2,459	1	0.6%	9,804	4,581	2,668,082	923,307	21.3
	Oman	24 Feb 2020	21-Oct-21	304,116	15	4,107	-	1.4%	6,113		2,959,586	2,294,880	43.9
	Bahrain	24 Feb 2020	20-Oct-21	276,336	-	1,392	-	0.5%	16,838	11,992	1,172,051	1,135,484	65.0
	Iraq	24 Feb 2020	21-Oct-21	2,042,117	1,882	22,875	39	1.1%	5,195	411	5,260,678	3,246,256	7.9
	Qatar	29 Feb 2020	21-Oct-21	238,271	106	608	-	0.3%	8,413	2,385	2,360,308	2,218,292	75.7
	Saudi Arabia	02 Mar 2020	21-Oct-21	548,111	46	8,773	3	1.6%	1,599	1,439	23,991,079	20,959,690	59.3
	Jordan	02 Mar 2020	20-Oct-21	846,033	-	10,903	-	1.3%	8,375	3,063	3,844,590	3,438,716	33.5
	Palestine	05 Mar 2020	21-Oct-21	450,510	530	4,611	7	1.0%	9,615		1,416,215	1,176,037	22.5
	Syria	22 Mar 2020	21-Oct-21	40,630	336	2,467	10	6.1%	238		681,791	367,744	2.0
	Yemen	10 Apr 2020	21-Oct-21	9,635	39	1,831	10	19.0%	33		308,025	48,148	0.2
AFRICA	Egypt	14 Feb 2020	20-Oct-21	321,084	-	18,105	-	5.6%	320		13,552,189	6,602,177	6.3
	Algeria	25 Feb 2020	21-Oct-21	205,599	70	5,881	3	2.9%	478		6,017,036	4,032,942	9.0
	Nigeria	28 Feb 2020	20-Oct-21	209,713	-	2,840	-	1.4%	104	58	5,348,573	2,681,129	1.3
	Tunisia	02 Mar 2020	20-Oct-21	711,164	-	25,121	-	3.5%	6,081	470	5,433,013	4,240,154	35.5
	Morocco	02 Mar 2020	21-Oct-21	943,222	255	14,593	13	1.5%	2,586	332	23,236,666	20,925,569	56.0
	Senegal	02 Mar 2020	21-Oct-21	73,876	1	1,876	3	2.5%	453	117	1,280,390	877,598	5.1
	South Africa	05 Mar 2020	21-Oct-21	2,918,366	520	88,835	81	3.0%	4,984	471	14,313,392	11,036,024	18.4
	Cameroon	06 Mar 2020	19-Oct-21	100,289	-	1,600	-	1.6%	388		405,846	150,894	0.6

Togo	06 Mar 2020	21-Oct-21	25,950	14	240	-	0.9%	321	141	867,386	419,768	5.0
Burkina Faso	09 Mar 2020	20-Oct-21	14,793	-	214	-	1.4%	73		273,428	208,994	1.0
Democratic Republic of Congo	10 Mar 2020	20-Oct-21	57,402	-	1,091	-	1.9%	66		102,610	37,644	0.0
Ivory Coast	11 Mar 2020	20-Oct-21	61,113	-	689	-	1.1%	238	97	2,060,675	701,472	2.6
Reunion	11 Mar 2020	19-Oct-21	54,438	-	372	-	0.7%	7,007				
Ghana	13 Mar 2020	15-Oct-21	129,592	-	1,169	-	0.9%	426	128	1,369,515	820,037	2.6
Guinea	13 Mar 2020	19-Oct-21	30,605	-	385	-	1.3%	240		1,371,867	667,702	5.0
Gabon	13 Mar 2020	19-Oct-21	34,281	-	219	-	0.6%	1,578	4,303	120,033	86,340	3.8
Sudan	13 Mar 2020	16-Oct-21	39,550	-	3,038	-	7.7%	92		1,154,253	581,846	1.3
Kenya	13 Mar 2020	21-Oct-21	252,375	67	5,238	-	2.1%	480	-	3,379,842	1,295,055	2.4
Ethiopia	13 Mar 2020	21-Oct-21	361,027	524	6,316	29	1.7%	322	65	3,046,441	1,001,920	0.9
Central African Republic	14 Mar 2020	17-Oct-21	11,478	-	100	-	0.9%	242		245,444	9,901	0.2
Seychelles	14 Mar 2020	18-Oct-21	21,903	-	119	-	0.5%	22,436		80,595	74,778	75.6
Rwanda	14 Mar 2020	21-Oct-21	99,288	36	1,316	2	1.3%	786	1,002	2,928,553	1,718,424	12.9
Namibia	14 Mar 2020	21-Oct-21	128,414	19	3,544	1	2.8%	5,148	565	285,993	209,055	8.1
Swaziland	14 Mar 2020	21-Oct-21	46,380	4	1,238	2	2.7%	4,040		236,992	229,476	19.6
Mauritania	14 Mar 2020	20-Oct-21	36,783	-	791	-	2.2%	813	-	712,117	588,714	12.3
Mayotte	14 Mar 2020	20-Oct-21	20,464	-	182	-	0.9%	12,867				
Equatorial Guinea	15 Mar 2020	19-Oct-21	13,097	-	163	-	1.2%	966	844	238,787	183,981	12.7
Republic of Congo	15 Mar 2020	17-Oct-21	15,962	-	231	-	1.4%	297		279,091	119,594	2.1
Benin	16 Mar 2020	13-Oct-21	24,560	-	161	-	0.7%	208	-	216,527	186,951	1.5
Liberia	16 Mar 2020	16-Oct-21	5,808	-	286	-	4.9%	118		84,482	9,135	0.2
Tanzania	16 Mar 2020	12-Oct-21	26,034	-	724	-	2.8%	45		885,579	885,579	1.4
Somalia	16 Mar 2020	10-Oct-21	21,269	-	1,180	-	5.5%	138		355,132	280,690	1.7
Gambia	17 Mar 2020	13-Oct-21	9,946	-	339	-	3.4%	424	34	184,817	171,987	6.9
Zambia	17 Mar 2020	21-Oct-21	209,589	18	3,658	-	1.7%	1,173	274	311,049	503,538	2.7
Mauritius	18 Mar 2020	20-Oct-21	16,805	-	141	-	0.8%	1,328		881,907	831,887	65.3
Djibouti	18 Mar 2020	19-Oct-21	13,423	-	181	-	1.3%	1,379		66,010	26,087	2.6
Niger	19 Mar 2020	20-Oct-21	6,203	-	205	-	3.3%	27		479,613	323,533	1.3
Chad	19 Mar 2020	15-Oct-21	5,067	-	174	-	3.4%	32		155,038	44,478	0.3
Zimbabwe	20 Mar 2020	19-Oct-21	132,437	-	4,659	-	3.5%	904	248	3,257,360	2,523,407	16.7
Cape Verde	20 Mar 2020	21-Oct-21	38,098	16	347	-	0.9%	6,928		286,160	186,276	33.2
Madagascar	20 Mar 2020	13-Sep-21	42,898	-	958	-	2.2%	159	-	381,633	184,632	0.7
Uganda	21 Mar 2020	19-Oct-21	125,426	-	3,192	-	2.5%	283	85	2,378,171	415,486	0.9
Eritrea	21 Mar 2020	21-Oct-21	6,788	8	45	-	0.7%	191				
Angola	21 Mar 2020	20-Oct-21	63,340	-	1,682	-	2.7%	199		3,787,300	1,437,397	4.2

Mozambique	22 Mar 2020	21-Oct-21	151,174	17	1,927	-	1.3%	498	41	1,973,519	1,808,510	5.6
Libya	24 Mar 2020	20-Oct-21	352,192	-	4,962	-	1.4%	5,197		1,467,363	331,651	4.8
Guinea-Bissau	25 Mar 2020	19-Oct-21	6,131	-	141	-	2.3%	319		111,771	9,730	0.5
Mali	25 Mar 2020	20-Oct-21	15,697	-	558	-	3.6%	80		327,313	257,460	1.2
Botswana	30 Mar 2020	18-Oct-21	184,051	-	2,389	-	1.3%	7,989	-	525,739	258,260	10.8
Sierra Leone	31 Mar 2020	03-Oct-21	6,396	-	121	-	1.9%	82		318,380	110,744	1.4
Burundi	31 Mar 2020	20-Oct-21	19,867	-	14	-	0.1%	172				
Malawi	02 Apr 2020	20-Oct-21	61,738	-	2,296	-	3.7%	331	-	900,023	521,378	2.7
South Sudan	05 Apr 2020	20-Oct-21	12,270	-	133	-	1.1%	111	-	84,658	35,809	0.3
Sao Tome and Principe	06 Apr 2020	21-Oct-21	3,689	2	56	-	1.5%	1,715		75,837	27,883	12.5
Comoros	30 Apr 2020	19-Oct-21	4,194	-	147	-	3.5%	493		245,694	162,098	18.2
Lesotho	13May 2020	19-Oct-21	21,566	-	655	-	3.0%	1,015		347,836	339,506	15.7
			230,564,770	353,993	4,669,830	4,752	2.0%					

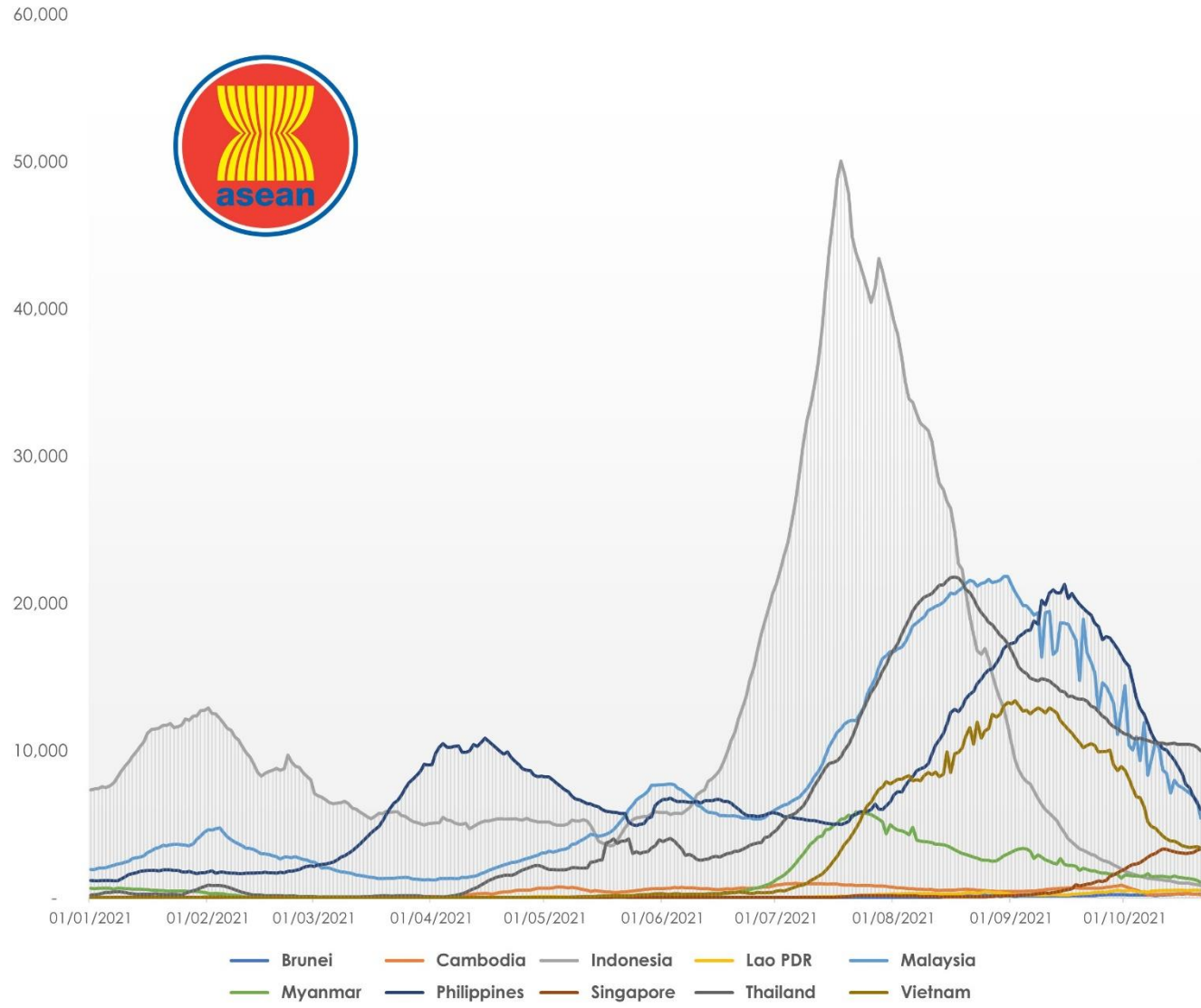
COVID-19 Epi curve among ASEAN Countries

as of 21 October 2021



7-Day Rolling Average of COVID-19 new cases

as of 21 October 2021

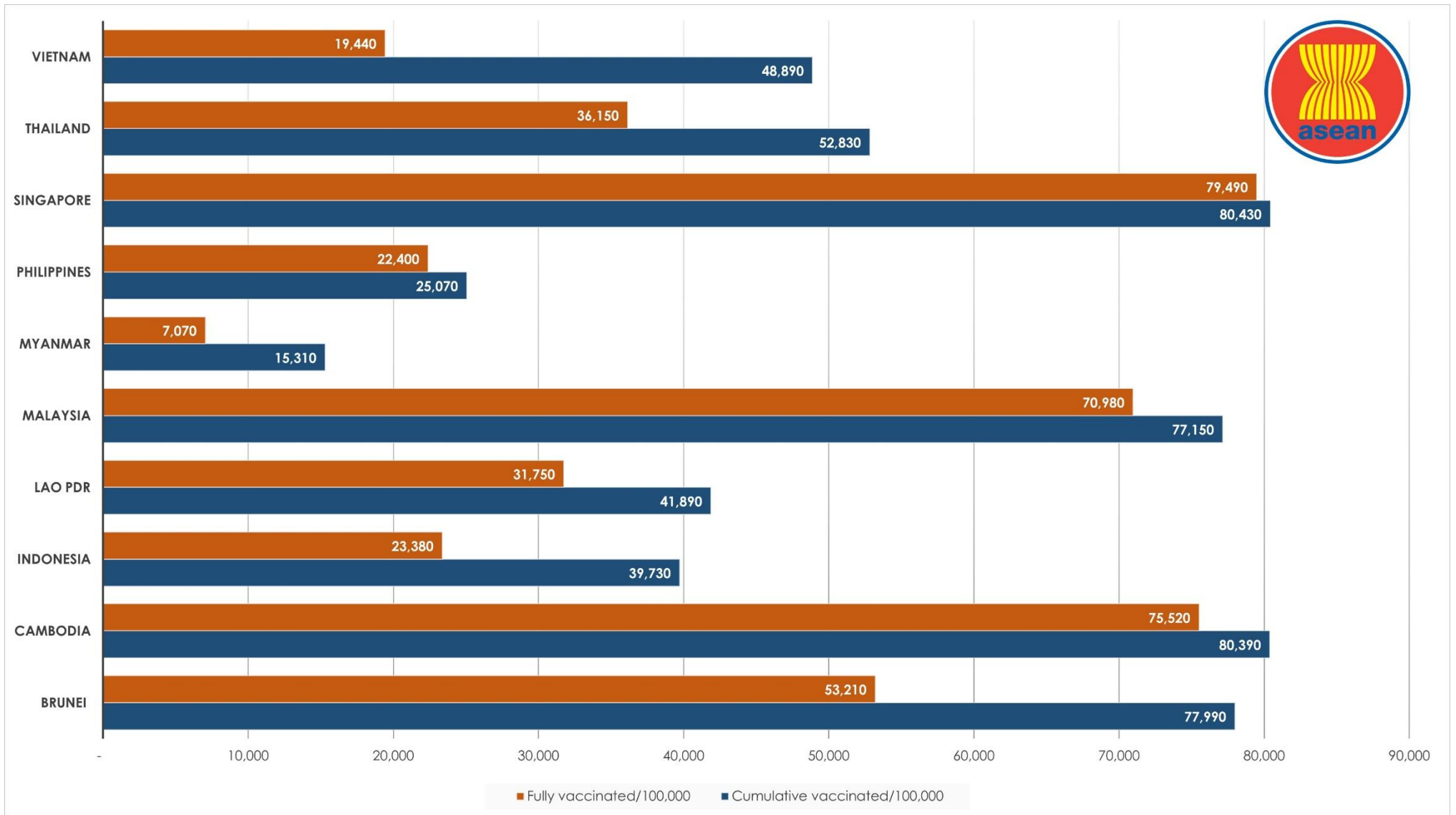


ASEAN Country	New Cases Rate of Change 7-Day Window*	P-value
Brunei	-2.16	0.291
Cambodia	-8.04	0.011
Indonesia	-31.7	0.001
Lao PDR	-3.24	0.317
Malaysia	-321.94	0.004
Myanmar	-54.83	0.001
Philippines	-484.64	0
Singapore	41.48	0.04
Thailand	-59.06	0.034
Vietnam	-42.35	0.02

*Beta coefficient of linear line of best fit; equal to the rate of change in the 7-day rolling average of new cases over the past 7 days (as of October 21, 2021)


COVID-19 Vaccination Status

as of 21 October 2021



Outlook Assessment

as of 20 October 2021

 ASEAN MEMBER STATE	REQUIREMENT							
	At least 80% of the high-risk population has been vaccinated with at least one dose of a COVID-19 vaccine.		At least 65% of the total population has a level of immunity to COVID-19; either recovered from COVID-19 or have been vaccinated with at least one dose of a COVID-19 vaccine.		Case levels are generally low (a 7-day rolling average number of daily new cases that is <10 cases per 100,000, with each day's past-14-day test positivity is consistently <5%).		Government Policy on containment and health (strictness and comprehensiveness in COVID-19 related government policies)	
	% of High risk population with one dose	Population vaccinated/day (7-day average)	% of Total population with one dose	Completion date (moderate case scenario)	Daily cases/100,000	Test positivity last 14 days	Containment and health index score -Oxford COVID-19 Government Response Tracker (OxCGRT)	Change over the past 30 days
Brunei	>80.0	0%/day	78.3	Sept 2021	56.743	Unknown	82.1/100	0.0
Cambodia	>80.0	0%/day	>80.1	Aug 2021	1.381	Unknown	70.2/100	0.0
Indonesia	>80.0	0%/day	42.9	Jan 2022	0.325	Unknown	75.1/100	+2.6
Lao PDR	> 80.0	0%/day	45.9	Dec 2021	7.257	9.1	71.5/100	+1.2
Malaysia	>80.0	0%/day	79.2	Sep 2021	20.502	6.6	62.5/100	-5.7
Myanmar	34.0	unknown-	16.6		2.432	7.8	73.0/100	+6.9
Philippines	>80.0	0%/day	28.7		7.110	19.7	81.3/100	+0.8
Singapore	>80.0	0%/day	>80.5	Jul 2021	56.406	4.5	61.3	-4.8
Thailand	>80.0	0%/day	54.9	Nov 2021	14.655	23.8	63.2/100	+2.4
Vietnam	>80.0	1.67%/day	52.2	Nov 2021	3.585	3.3	61.0/100	-17.3



Report generated by
ASEAN Biodiaspora Virtual Center (ABVC)
 in collaboration with **Bluedot Inc.**
 Email: support@biodiaspora.org

