

COVID-19 Situational Report in the ASEAN Region

ASEAN BioDiaspora Virtual Center (ABVC)

as of November 22, 2021



COVID-19: Highlights and Situation Overview

Global Update

- Worldwide, there have been over 258 million cases and over 5 million deaths attributed to COVID-19.
- According to the World Health Organization (WHO), 3.3 million (+7.8% increase) new cases and less than 50,000 (+1.8% increase) new deaths were reported globally during the week of November 8 to November 14, as compared to the previous week. The European region continues to report an increase in new cases (+8%) and new deaths (+5%) compared to last week. The only other regions reporting an increase in new cases are the Americas (+8%) and Western Pacific (+6%) regions. The largest decrease in new deaths was reported by the Eastern Mediterranean region with a 14% decline compared to the same time period. Based on the BlueDot COVID-19 Data Suite, as of November 18, the top five countries with the highest seven-day rolling average number of daily new cases are the United States, Germany, United Kingdom, Russia, and Turkey. The top five countries/overseas territories with the highest seven-day rolling average number of daily new cases per million population are Cayman Islands, Gibraltar, Slovenia, Austria, and Croatia. As of November 18, Europe is the continent with the largest proportion of countries (45%, or 23 out of 51) with a high incidence rate (>350 per 100,000 over the past 14 days) and a stable or increasing trend in daily new cases over the last seven days. Asia has the highest proportion of countries (19%, or nine out of 48) with a low (≤ 140) to moderate (140.1 - 350) incidence rate and an increasing trend in new cases over the last seven days, followed by Africa (14%, or eight out of 56). South America has the highest proportion of countries (71%, or 10 out of 14) reporting a low incidence rate (≤ 140) with a stable or decreasing trend in new cases, followed closely by Africa (70%, or 39 out of 56).
- As of November 16, Pfizer has submitted the oral antiviral COVID-19 treatment, Paxlovid, for Emergency Use Authorization (EUA) in several countries including the United States, United Kingdom (UK), Australia, New Zealand, and South Korea after the recommendation to stop recruiting for the phase 2/3 trial due to favorable results. Paxlovid is a combination of two drugs (PF-07321332; ritonavir) intended to be taken at-home early in infection or post-exposure to prevent severe outcomes. The primary outcome evaluated the risk of hospitalization or death over 28 days after randomization in participants that began the regimen within three days of symptom onset. Results announced through a press release, indicate Paxlovid reduced the risk of hospitalization or death by 89% in this group, with more participants in the placebo group (7.0%; 27 hospitalizations and seven deaths out of 385) experiencing more hospitalizations or death than the treated group (0.8%, three hospitalizations and no deaths out of 389). Participants that began treatment within five days of symptom onset observed similar results with 1.0% of participants in the treatment group (six hospitalization and no deaths out of 607) and 6.7% from the placebo group (41 hospitalizations and 10 deaths out of 612) reporting hospitalization or death. Overall mortality within 28 days was 1.6% in the placebo group with 10 deaths, compared to no deaths observed in the treatment group. Additionally, the incidence of adverse events was comparable in the Paxlovid and placebo groups with the majority being mild events. A larger percentage of participants from the placebo group reported experiencing serious adverse events and the need for discontinuation compared to the treatment group.

Regional Update

- Singapore's COVID-19 multi-ministry task force announced on November 20 (Saturday) that fully vaccinated people, including those from different households, can dine together in groups of up to five starting November 22. The group size limit on social gatherings will also be

raised from two to five people, and the cap on household visitors will likewise increase to five. According to the co-chair of the COVID-19 task force, Singapore's Stabilization Phase has ended on November 21, and the country will return to the Transition Phase, adding that the country is now in a better position to further relax the safe management measures.

Vaccine Update

- A total of 10 countries accounted for 67.3% of all vaccinations administered globally as of November 18. The top five countries/territories with the highest number of cumulative people fully vaccinated per 100,000 population are Gibraltar (118,180), Singapore (91,910), United Arab Emirates (88,400), Portugal (87,780), and Malta (83,500). Conversely, the top five countries with the lowest number of cumulative people fully vaccinated per 100,000 population are Burundi (0), Congo (50), Chad (390), Haiti (420), and South Sudan (580).
- Malaysia reported a total of 22,390,580 individuals or 95.6% of the adult population have completed the COVID-19 vaccination as of November 21. Based on the Health Ministry's CovidNow portal, 22,914,289 individuals or 97.8% of the adult population have received at least one dose of the vaccine. As for adolescents aged 12-17, 82.3% or 2,589,925 individuals have completed the vaccination, while 87.6% or 2,755,745 have received at least one dose of the vaccine. A total of 36,028 vaccine doses were dispensed yesterday with 2,244 as the first dose, 4,325 the second and 29,459 were booster doses, bringing the cumulative number of vaccine doses administered under the National COVID-19 Immunization Programme (NIP) to 51,938,646.
- Thailand has administered 88.87 million COVID-19 shots nationwide as of November 21. As of Sunday, 46.6 million individuals received their first dose, 39.1 million received their second dose, and 3 million received their third/booster shot. 16 provinces including Bangkok, Phuket, Samut Prakan, Samut Sakhon, Nonthaburi, Chonburi, Pathum Thani, Nakhon Pathom, Phetchaburi, Krabi, Phang Nga, Ranong, Rayong, Chachoengsao, Trat and Ayutthaya, reported that 70% of its population has received at least one dose. The Public Health Ministry also expects to administer 100 million doses sooner than initially planned.

Travel Advisories (new update/s)

- Singapore: Commercial flights between Singapore and India under the Vaccinated Travel Lane (VTL) will start on November 29, after both countries reached an agreement. In a press release yesterday, the Civil Aviation Authority of Singapore (CAAS) said that there will be six designated VTL flights every day from the Indian cities of Chennai, Delhi and Mumbai. Under the VTL, fully vaccinated travellers from India may enter Singapore without quarantine and need to undergo COVID-19 testing. Children aged 12 years and under who are not vaccinated will be allowed to travel into Singapore if they are accompanied by a VTL traveller who meets the requirements. Applications for the vaccinated travel pass for short-term visitors and long-term pass holders from India will open on November 22. Fully vaccinated Singapore citizens, permanent residents and children aged 12 and below do not need to apply for a pass to enter Singapore under the VTL.
- Vietnam: Hanoi authorities scrapped the quarantine requirement for travelers from high-risk areas such as Ho Chi Minh City. Rather people that are fully vaccinated will have to self-monitor their health for seven days and be tested on the first day. Travelers that are not vaccinated will need to self-isolate for seven days and will be tested twice.

Cases and Deaths as of 22 November 2021

- As of 22 November 2021 (2PM, GMT+8), worldwide, there were **258,445,703** confirmed cases, including **5,174,789** deaths. Globally, Case Fatality Rate (CFR) was **2.0**.
- In **China**, there were **377,916** confirmed cases with **6,351** deaths, including deaths in Hong Kong (213), Taiwan (848) and Macau (654). Confirmed cases in China include confirmed cases in Hong Kong (12,402), Macau (250,518), and Taiwan (16,529). CFR was **1.7**.
- 13,790,576 confirmed cases** of COVID-19 have been reported in the ASEAN region with a total of **287,768 deaths**, with a CFR of **2.1**.

| REGION | COUNTRY | FIRST CONFIRMED CASE(S) | LATEST REPORT ON CONFIRMED CASE(S) | TOTAL CONFIRMED CASES | NEW CASES (7-DAY ROLLING AVERAGE) | TOTAL DEATHS | NEW DEATHS (7-DAY ROLLING AVERAGE) | CASE FATALITY RATE | CUMULATIVE CASES/ 100,000 | NUMBER OF TESTS LAST 14 DAYS/ 100,000 | CUMULATIVE VACCINATED | CUMULATIVE FULLY VACCINATED | FULLY VACCINATED / 100 |
|--------------|-------------|-------------------------|------------------------------------|-----------------------|-----------------------------------|----------------|------------------------------------|--------------------|---------------------------|---------------------------------------|-----------------------|-----------------------------|------------------------|
| ASEAN REGION | Brunei | 10-Mar-20 | 21-Nov-21 | 14,591 | 77 (54) | 96 | - | 0.7% | 3,368 | | 394,039 | 313,239 | 70.9 |
| | Cambodia | 27-Jan-20 | 21-Nov-21 | 119,867 | 41 (47) | 2,900 | 4 (5) | 2.4% | 727 | - | 14,088,395 | 13,232,757 | 78.1 |
| | Indonesia | 02-Mar-20 | 21-Nov-21 | 4,253,412 | 314 (365) | 143,739 | 11 (11) | 3.4% | 1,572 | - | 134,025,009 | 88,760,197 | 32.1 |
| | Lao PDR | 24-Mar-20 | 21-Nov-21 | 62,160 | 921 (1,138) | 132 | 6 (5) | 0.2% | 867 | 828 | 3,251,958 | 2,776,646 | 37.6 |
| | Malaysia | 25-Jan-20 | 21-Nov-21 | 2,586,601 | 4,854 (5,756) | 30,002 | 24 (47) | 1.2% | 8,096 | 4,002 | 25,616,307 | 24,936,588 | 76.1 |
| | Myanmar | 23-Mar-20 | 21-Nov-21 | 517,922 | 527 (666) | 19,025 | 14 (14) | 3.7% | 958 | - | 14,692,607 | 9,561,157 | 17.5 |
| | Philippines | 30-Jan-20 | 21-Nov-21 | 2,826,410 | 1,911 (1,347) | 47,074 | 171 (213) | 1.7% | 2,614 | 290 | 32,954,936 | 32,993,083 | 29.7 |
| | Singapore | 23-Jan-20 | 21-Nov-21 | 250,518 | 1,931 (2,148) | 654 | 13 (11) | 0.3% | 4,392 | 2,041 | 5,071,148 | 5,012,181 | 91.9 |
| | Thailand | 13-Jan-20 | 21-Nov-21 | 2,064,581 | 7,006 (6,596) | 20,385 | 29 (50) | 1.0% | 2,965 | 403 | 46,473,004 | 38,836,504 | 55.5 |
| Vietnam | 23-Jan-20 | 21-Nov-21 | 1,094,514 | 9,889 (9,713) | 23,761 | 76 (97) | 2.2% | 1,135 | 1,130 | 66,483,363 | 40,059,938 | 40.8 | |
| | | | | 13,790,576 | 27,471 | 287,768 | 348 | 2.1% | | | | | |

- 244,277,211 confirmed cases** of COVID-19 have been reported in **223 countries/states** (other than China, Hong Kong, Taiwan, Macau, and ASEAN countries):

| REGION | COUNTRY | FIRST CONFIRMED CASE(S) | LATEST REPORT ON CONFIRMED CASE(S) | TOTAL CONFIRMED CASES | NEW CASES | TOTAL DEATHS | NEW DEATHS | CASE FATALITY RATE | CUMULATIVE CASES/ 100,000 | NUMBER OF TESTS LAST 14 DAYS/ 100,000 | CUMULATIVE IMMUNIZED | CUMULATIVE FULLY VACCINATED | FULLY VACCINATED/ 100 |
|--------------|-------------|-------------------------|------------------------------------|-----------------------|-----------|--------------|------------|--------------------|---------------------------|---------------------------------------|----------------------|-----------------------------|-----------------------|
| ASIA PACIFIC | Japan | 16 Jan 2020 | 21-Nov-21 | 1,725,975 | 143 | 18,258 | - | 1.1% | 1,367 | 434 | 99,430,887 | 96,059,314 | 76.2 |
| | South Korea | 20 Jan 2020 | 21-Nov-21 | 415,425 | 3,114 | 3,274 | 30 | 0.8% | 803 | - | 42,208,322 | 40,452,376 | 78.9 |
| | Nepal | 24 Jan 2020 | 21-Nov-21 | 819,019 | 232 | 11,496 | 1 | 1.4% | 2,863 | 331 | 8,911,971 | 7,624,038 | 25.7 |
| | Australia | 25 Jan 2020 | 21-Nov-21 | 198,445 | 1,467 | 1,942 | 4 | 1.0% | 774 | 6,572 | 19,779,653 | 18,309,411 | 71.0 |
| | Sri Lanka | 27 Jan 2020 | 21-Nov-21 | 556,437 | 737 | 14,127 | 19 | 2.5% | 2,552 | 256 | 15,900,295 | 13,694,959 | 63.7 |
| | India | 30 Jan 2020 | 21-Nov-21 | 34,510,413 | 10,488 | 465,662 | 313 | 1.3% | 2,526 | 978 | 765,364,845 | 398,320,160 | 28.6 |
| | Afghanistan | 24 Feb 2020 | 21-Nov-21 | 156,896 | 32 | 7,365 | 2 | 4.7% | 412 | | 3,530,173 | 3,188,609 | 8.0 |
| | Pakistan | 26 Feb 2020 | 21-Nov-21 | 1,281,872 | 313 | 28,659 | 4 | 2.2% | 592 | 214 | 78,845,170 | 49,010,906 | 21.8 |

| | | | | | | | | | | | | | | |
|-----------------|---------------------------------|-------------|-----------|------------|--------|---------|------|-------|--------|--------|-------------|-------------|------|--|
| | New Zealand | 28 Feb 2020 | 21-Nov-21 | 9,972 | 149 | 39 | - | 0.4% | 203 | 6,545 | 3,838,939 | 3,502,536 | 68.4 | |
| | Bhutan | 05 Mar 2020 | 19-Nov-21 | 2,632 | - | 3 | - | 0.1% | 345 | 1,817 | 588,307 | 559,839 | 71.8 | |
| | Maldives | 07 Mar 2020 | 21-Nov-21 | 90,725 | 124 | 248 | - | 0.3% | 17,087 | 7,606 | 395,233 | 361,635 | 66.5 | |
| | Bangladesh | 08 Mar 2020 | 21-Nov-21 | 1,574,088 | 199 | 27,953 | 7 | 1.8% | 965 | 111 | 52,995,353 | 33,999,865 | 20.4 | |
| | Mongolia | 10 Mar 2020 | 21-Nov-21 | 377,387 | 509 | 1,940 | 7 | 0.5% | 11,701 | 2,643 | 2,258,631 | 2,147,034 | 64.5 | |
| | Turkey | 10 Mar 2020 | 21-Nov-21 | 8,571,554 | 21,177 | 75,042 | 195 | 0.9% | 10,274 | 4,679 | 56,026,218 | 50,012,340 | 58.8 | |
| | French Polynesia | 12 Mar 2020 | 19-Nov-21 | 46,770 | - | 636 | - | 1.4% | 16,746 | | 159,343 | 153,474 | 54.3 | |
| | Guam | 15 Mar 2020 | 20-Nov-21 | 19,065 | - | 262 | - | 1.4% | 11,396 | | 134,196 | 122,961 | 73.0 | |
| | New Caledonia | 17 Mar 2020 | 21-Nov-21 | 11,871 | 8 | 276 | 2 | 2.3% | 4,125 | | 178,199 | 164,607 | 57.1 | |
| | Fiji | 18 Mar 2020 | 19-Nov-21 | 52,453 | - | 695 | - | 1.3% | 5,894 | - | 632,505 | 576,311 | 63.8 | |
| | Papua New Guinea | 21 Mar 2020 | 18-Nov-21 | 34,022 | - | 484 | - | 1.4% | 388 | - | 254,708 | 181,283 | 2.0 | |
| | Timor Leste | 21 Mar 2020 | 20-Nov-21 | 19,819 | - | 122 | - | 0.6% | 1,533 | - | 616,024 | 401,231 | 29.9 | |
| | Northern Mariana Islands | 28 Mar 2020 | 19-Nov-21 | 431 | - | 3 | - | 0.7% | 753 | | 38,485 | 35,239 | 68.0 | |
| | North Korea | 24 Jul 2020 | 25-Jul-20 | 1 | - | - | - | 0.0% | 0 | | | | | |
| | Solomon Islands | 03 Oct 2020 | 16-Apr-21 | 20 | - | - | - | 0.0% | 3 | | 135,995 | 35,567 | 5.1 | |
| | Wallis et Futuna | 17 Oct 2020 | 06-May-21 | 445 | - | 7 | - | 1.6% | 2,777 | | 5,988 | 5,870 | 52.9 | |
| | Marshall Islands | 26 Oct 2020 | 17-Nov-20 | 4 | - | - | - | 0.0% | 7 | | 24,762 | 21,714 | 27.9 | |
| | Vanuatu | 11 Nov 2020 | 24-Oct-21 | 6 | - | 1 | - | 16.7% | 2 | | 85,976 | 36,891 | 11.7 | |
| | Samoa | 18 Nov 2020 | 12-Feb-21 | 3 | - | - | - | 0.0% | 2 | | 137,258 | 86,246 | 43.1 | |
| | Micronesia | 11 Jan 2021 | 11-Jan-21 | 1 | - | - | - | 0.0% | 1 | | 47,480 | 41,747 | 40.8 | |
| Palau | 31 May 2021 | 08-Oct-21 | 8 | - | - | - | 0.0% | 44 | | 18,055 | 15,781 | 73.3 | | |
| Tonga | 05 Nov 2021 | 05-Nov-21 | 1 | - | | | | 1 | | 63,259 | 39,309 | 36.8 | | |
| AMERICAS | USA | 21 Jan 2020 | 21-Nov-21 | 48,565,372 | 7,143 | 793,562 | 23 | 1.6% | 14,796 | 2,758 | 229,837,421 | 194,643,878 | 57.9 | |
| | Canada | 25 Jan 2020 | 21-Nov-21 | 1,765,905 | 1,615 | 29,498 | 8 | 1.7% | 4,646 | 2,380 | 30,142,460 | 28,833,278 | 75.7 | |
| | Brazil | 26 Feb 2020 | 20-Nov-21 | 22,016,170 | - | 612,847 | - | 2.8% | 10,397 | 2 | 162,436,791 | 128,481,994 | 60.0 | |
| | Mexico | 28 Feb 2020 | 20-Nov-21 | 3,862,137 | - | 292,372 | - | 7.6% | 3,027 | 100 | 75,785,054 | 64,131,916 | 49.2 | |

| | | | | | | | | | | | | |
|--------------------------------------|-------------|-----------|-----------|-------|---------|----|------|--------|-------|------------|------------|------|
| Saint Martin | 01 Mar 2020 | 14-Nov-21 | 3,949 | - | 56 | - | 1.4% | 10,392 | | | | |
| Ecuador | 01 Mar 2020 | 18-Nov-21 | 523,847 | - | 33,121 | - | 6.3% | 3,015 | - | 12,918,843 | 10,467,328 | 58.5 |
| Dominican Republic | 01 Mar 2020 | 21-Nov-21 | 402,731 | 817 | 4,186 | - | 1.0% | 3,750 | - | 6,844,199 | 5,533,108 | 50.5 |
| Chile | 03 Mar 2020 | 21-Nov-21 | 1,743,137 | 2,641 | 38,117 | 23 | 2.2% | 9,198 | 4,047 | 16,752,572 | 15,853,872 | 82.5 |
| Argentina | 03 Mar 2020 | 20-Nov-21 | 5,314,702 | - | 116,374 | - | 2.2% | 11,827 | - | 36,105,691 | 28,379,784 | 62.2 |
| Peru | 05 Mar 2020 | 20-Nov-21 | 2,222,879 | - | 200,833 | - | 9.0% | 6,837 | - | 21,340,345 | 16,826,014 | 50.4 |
| Costa Rica | 06 Mar 2020 | 19-Nov-21 | 565,548 | - | 7,251 | - | 1.3% | 11,204 | 498 | 3,821,682 | 3,030,603 | 59.0 |
| Colombia | 06 Mar 2020 | 20-Nov-21 | 5,045,412 | - | 128,054 | - | 2.5% | 10,023 | 962 | 34,369,897 | 23,405,714 | 45.7 |
| French Guiana | 06 Mar 2020 | 19-Nov-21 | 45,616 | - | 322 | - | 0.7% | 23,332 | | | | |
| Martinique | 06 Mar 2020 | 16-Nov-21 | 44,318 | - | 700 | - | 1.6% | 10,237 | | | | |
| Paraguay | 07 Mar 2020 | 20-Nov-21 | 462,242 | - | 16,355 | - | 3.5% | 6,562 | 292 | 3,279,439 | 2,557,956 | 35.4 |
| Panama | 10 Mar 2020 | 20-Nov-21 | 475,835 | - | 7,352 | - | 1.5% | 11,206 | 1,475 | 2,997,886 | 2,411,769 | 55.0 |
| Bolivia | 10 Mar 2020 | 21-Nov-21 | 529,075 | 668 | 19,062 | 11 | 3.6% | 4,595 | 578 | 4,688,731 | 3,948,592 | 33.4 |
| Honduras | 11 Mar 2020 | 19-Nov-21 | 377,420 | - | 10,388 | - | 2.8% | 3,873 | | 3,987,966 | 3,928,749 | 39.0 |
| Cuba | 11 Mar 2020 | 21-Nov-21 | 960,802 | 330 | 8,295 | 2 | 0.9% | 8,478 | - | 10,118,526 | 8,991,195 | 79.5 |
| Guyana | 11 Mar 2020 | 19-Nov-21 | 37,184 | - | 971 | - | 2.6% | 4,750 | | 394,094 | 266,127 | 33.7 |
| Jamaica | 12 Mar 2020 | 21-Nov-21 | 90,705 | 75 | 2,358 | 2 | 2.6% | 3,077 | 359 | 644,420 | 490,610 | 16.5 |
| St Vincent and the Grenadines | 12 Mar 2020 | 19-Nov-21 | 5,391 | - | 73 | - | 1.4% | 4,875 | 1,678 | 29,249 | 21,500 | 19.3 |
| Saint Lucia | 13 Mar 2020 | 20-Nov-21 | 12,902 | - | 278 | - | 2.2% | 7,058 | | 53,634 | 45,248 | 24.5 |
| Trinidad and Tobago | 13 Mar 2020 | 21-Nov-21 | 65,889 | 404 | 1,967 | 20 | 3.0% | 4,723 | - | 637,017 | 634,513 | 45.2 |
| Venezuela | 13 Mar 2020 | 20-Nov-21 | 424,441 | - | 5,073 | - | 1.2% | 1,488 | | 13,858,057 | 9,271,857 | 32.3 |
| Guatemala | 13 Mar 2020 | 20-Nov-21 | 613,713 | - | 15,837 | - | 2.6% | 3,696 | 194 | 5,683,520 | 3,786,255 | 20.8 |
| Uruguay | 13 Mar 2020 | 20-Nov-21 | 397,712 | - | 6,112 | - | 1.5% | 11,489 | - | 2,776,031 | 2,638,669 | 75.7 |
| Curacao | 13 Mar 2020 | 20-Nov-21 | 17,303 | - | 176 | - | 1.0% | 10,983 | | 102,378 | 94,457 | 57.3 |
| Puerto Rico | 13 Mar 2020 | 20-Nov-21 | 187,321 | - | 3,261 | - | 1.7% | 5,865 | | 2,692,723 | 2,374,770 | 74.4 |
| Suriname | 13 Mar 2020 | 21-Nov-21 | 50,438 | 28 | 1,149 | 3 | 2.3% | 8,676 | | 255,589 | 214,655 | 36.3 |
| Antigua and Barbuda | 13 Mar 2020 | 20-Nov-21 | 4,135 | - | 108 | - | 2.6% | 4,258 | - | 60,789 | 54,698 | 55.4 |
| Guadeloupe | 13 Mar 2020 | 18-Nov-21 | 55,147 | - | 746 | - | 1.4% | 12,449 | | | | |
| Cayman Islands | 13 Mar 2020 | 19-Nov-21 | 5,532 | - | 4 | - | 0.1% | 8,518 | | 57,357 | 55,157 | 83.0 |

| | | | | | | | | | | | | | |
|----------------------------------|---------------------------|-------------|-----------|-----------|--------|---------|-------|--------|--------|-----------|------------|------------|------|
| Aruba | 14 Mar 2020 | 21-Nov-21 | 16,202 | 8 | 173 | - | 1.1% | 15,240 | | 83,424 | 77,689 | 72.5 | |
| Bahamas | 15 Mar 2020 | 18-Nov-21 | 22,655 | - | 671 | - | 3.0% | 5,817 | 477 | 149,231 | 134,481 | 33.9 | |
| US Virgin Islands | 16 Mar 2020 | 19-Nov-21 | 7,439 | - | 85 | - | 1.1% | 6,976 | | 59,473 | 51,784 | 48.7 | |
| Sint Maarten | 17 Mar 2020 | 20-Nov-21 | 4,561 | - | 75 | - | 1.6% | 11,197 | | 26,640 | 24,515 | 56.5 | |
| Montserrat | 17 Mar 2020 | 09-Oct-21 | 41 | - | 1 | - | 2.4% | 439 | | 1,531 | 1,417 | 28.5 | |
| Barbados | 17 Mar 2020 | 20-Nov-21 | 23,623 | - | 206 | - | 0.9% | 8,230 | | 152,195 | 133,458 | 46.4 | |
| El Salvador | 18 Mar 2020 | 19-Nov-21 | 118,041 | - | 3,751 | - | 3.2% | 1,829 | - | 4,390,900 | 3,997,138 | 61.3 | |
| Nicaragua | 18 Mar 2020 | 16-Nov-21 | 17,023 | - | 208 | - | 1.2% | 260 | | 1,249,238 | 563,164 | 8.4 | |
| Bermuda | 18 Mar 2020 | 19-Nov-21 | 5,715 | - | 106 | - | 1.9% | 8,941 | | 48,464 | 47,365 | 76.3 | |
| Haiti | 19 Mar 2020 | 19-Nov-21 | 24,768 | - | 711 | - | 2.9% | 220 | | 104,920 | 48,603 | 0.4 | |
| Dominica | 22 Mar 2020 | 20-Nov-21 | 5,642 | - | 35 | - | 0.6% | 7,857 | | 28,590 | 26,544 | 36.8 | |
| Grenada | 22 Mar 2020 | 19-Nov-21 | 5,866 | - | 200 | - | 3.4% | 5,237 | | 39,254 | 33,028 | 29.2 | |
| Belize | 23 Mar 2020 | 18-Nov-21 | 29,501 | - | 558 | - | 1.9% | 7,558 | 5,293 | 226,060 | 187,697 | 46.4 | |
| Turks and Caicos Islands | 23 Mar 2020 | 19-Nov-21 | 3,076 | - | 23 | - | 0.7% | 8,054 | | 29,210 | 27,133 | 69.2 | |
| Saint Kitts and Nevis | 24 Mar 2020 | 20-Nov-21 | 2,766 | - | 28 | - | 1.0% | 5,236 | 4,362 | 26,851 | 24,563 | 45.9 | |
| British Virgin Islands | 25 Mar 2020 | 06-Oct-21 | 2,725 | - | 37 | - | 1.4% | 9,074 | | 18,137 | 16,471 | 54.1 | |
| Anguilla | 26 Mar 2020 | 19-Nov-21 | 1,268 | - | 3 | - | 0.2% | 9,567 | | 9,906 | 9,160 | 60.6 | |
| Caribbean Netherlands | 01 Apr 2020 | 20-Nov-21 | 2,698 | - | 21 | - | 0.8% | 14,979 | | 19,109 | 16,736 | 63.3 | |
| Falkland Islands | 03 Apr 2020 | 04-Nov-21 | 72 | - | - | - | 0.0% | 2,729 | | 2,632 | 1,775 | 50.3 | |
| Saint Pierre and Miquelon | 05 Apr 2020 | 17-Nov-21 | 33 | - | - | - | 0.0% | 471 | | | | | |
| Saint Barthelemy | 25 Jul 2020 | 14-Nov-21 | 1,595 | - | 6 | - | 0.4% | 18,876 | | | | | |
| EUROPE | France | 24 Jan 2020 | 21-Nov-21 | 7,414,971 | 19,749 | 118,461 | 15 | 1.6% | 11,057 | | 51,644,678 | 46,587,994 | 69.0 |
| | Germany | 27 Jan 2020 | 21-Nov-21 | 5,393,496 | 36,860 | 99,613 | 60 | 1.8% | 6,488 | 1,933 | 58,580,138 | 56,493,326 | 67.3 |
| | Finland | 29 Jan 2020 | 19-Nov-21 | 174,823 | - | 1,249 | - | 0.7% | 3,167 | 2,651 | 4,266,460 | 3,985,173 | 71.8 |
| | Italy | 30 Jan 2020 | 21-Nov-21 | 4,925,688 | 9,707 | 133,177 | 46 | 2.7% | 8,169 | 9,221 | 46,975,851 | 44,039,915 | 73.0 |
| | Russian Federation | 31 Jan 2020 | 21-Nov-21 | 9,331,158 | 36,970 | 264,095 | 1,252 | 2.8% | 6,463 | 5,239 | 63,496,542 | 53,578,117 | 36.7 |
| | Spain | 31 Jan 2020 | 19-Nov-21 | 5,080,663 | - | 87,810 | - | 1.7% | 10,792 | 1,305 | 38,209,702 | 37,519,860 | 80.3 |
| | Sweden | 31 Jan 2020 | 18-Nov-21 | 1,188,735 | - | 15,110 | - | 1.3% | 11,557 | | 7,289,691 | 6,992,273 | 68.8 |

| | | | | | | | | | | | | |
|--|-------------|-----------|-----------|--------|---------|-----|------|--------|--------|------------|------------|------|
| United Kingdom of Great Britain | 31 Jan 2020 | 21-Nov-21 | 9,845,492 | 39,458 | 143,927 | 61 | 1.5% | 14,731 | 13,346 | 50,734,556 | 46,129,532 | 67.6 |
| Belgium | 05 Feb 2020 | 20-Nov-21 | 1,581,500 | - | 26,568 | - | 1.7% | 13,771 | 7,694 | 8,791,141 | 8,647,490 | 74.3 |
| Switzerland | 25 Feb 2020 | 21-Nov-21 | 941,216 | - | 11,398 | 3 | 1.2% | 10,976 | 4,755 | 5,806,371 | 5,649,764 | 64.8 |
| Austria | 25 Feb 2020 | 21-Nov-21 | 1,056,613 | 14,042 | 12,015 | 22 | 1.1% | 11,903 | 63,343 | 6,222,265 | 5,822,919 | 64.4 |
| Croatia | 25 Feb 2020 | 21-Nov-21 | 570,380 | 4,262 | 10,303 | 60 | 1.8% | 14,023 | 4,202 | 2,111,804 | 1,889,974 | 46.3 |
| Norway | 26 Feb 2020 | 20-Nov-21 | 241,441 | - | 999 | - | 0.4% | 4,515 | 2,747 | 4,225,203 | 3,785,677 | 69.3 |
| Romania | 26 Feb 2020 | 21-Nov-21 | 1,762,701 | 1,936 | 54,959 | 121 | 3.1% | 9,106 | 2,067 | 7,507,373 | 7,117,567 | 37.2 |
| Estonia | 26 Feb 2020 | 21-Nov-21 | 217,381 | 837 | 1,735 | 7 | 0.8% | 16,386 | 5,605 | 821,226 | 779,722 | 58.8 |
| Georgia | 26 Feb 2020 | 21-Nov-21 | 812,246 | 3,357 | 11,498 | 76 | 1.4% | 21,832 | - | 1,111,828 | 978,208 | 24.6 |
| North Macedonia | 26 Feb 2020 | 21-Nov-21 | 212,220 | 389 | 7,436 | 18 | 3.5% | 10,186 | 8,198 | 878,424 | 787,837 | 37.8 |
| Greece | 26 Feb 2020 | 21-Nov-21 | 878,920 | 4,108 | 17,313 | 76 | 2.0% | 8,202 | 37,940 | 6,903,597 | 6,512,821 | 62.8 |
| Denmark | 27 Feb 2020 | 21-Nov-21 | 450,091 | 3,415 | 2,810 | 3 | 0.6% | 7,735 | 8,173 | 4,535,368 | 4,436,345 | 76.3 |
| San Marino | 27 Feb 2020 | 14-Nov-21 | 5,654 | - | 92 | - | 1.6% | 16,698 | | 25,284 | 22,335 | 65.7 |
| Lithuania | 27 Feb 2020 | 21-Nov-21 | 455,558 | 1,359 | 6,521 | 27 | 1.4% | 16,347 | 5,679 | 1,852,148 | 1,763,433 | 65.6 |
| Netherlands | 27 Feb 2020 | 21-Nov-21 | 2,442,286 | 20,643 | 18,966 | 11 | 0.8% | 14,091 | 2,315 | 13,171,394 | 12,618,582 | 73.5 |
| Azerbaijan | 27 Feb 2020 | 21-Nov-21 | 573,974 | 1,889 | 7,624 | 25 | 1.3% | 5,726 | 1,336 | 5,047,093 | 4,519,516 | 44.2 |
| Belarus | 28 Feb 2020 | 21-Nov-21 | 640,206 | 1,804 | 4,948 | 16 | 0.8% | 6,763 | 4,366 | 3,259,591 | 2,425,501 | 25.7 |
| Iceland | 28 Feb 2020 | 19-Nov-21 | 16,435 | - | 34 | - | 0.2% | 4,549 | 8,767 | 284,528 | 280,052 | 81.6 |
| Ireland | 28 Feb 2020 | 21-Nov-21 | 528,964 | 4,181 | 5,609 | - | 1.1% | 10,705 | 6,878 | 3,841,607 | 3,773,157 | 75.7 |
| Monaco | 29 Feb 2020 | 21-Nov-21 | 3,554 | 2 | 36 | - | 1.0% | 9,121 | | 26,672 | 23,308 | 59.0 |
| Czech Republic | 01 Mar 2020 | 21-Nov-21 | 1,995,291 | 14,442 | 32,079 | 74 | 1.6% | 18,701 | | 6,507,226 | 6,248,339 | 58.3 |
| Luxembourg | 01 Mar 2020 | 19-Nov-21 | 85,960 | - | 862 | - | 1.0% | 13,867 | 5,541 | 441,243 | 418,437 | 65.9 |
| Armenia | 01 Mar 2020 | 21-Nov-21 | 334,075 | 492 | 7,278 | 25 | 2.2% | 11,295 | 3,802 | 645,035 | 278,495 | 9.4 |
| Latvia | 02 Mar 2020 | 21-Nov-21 | 246,116 | 493 | 3,950 | 10 | 1.6% | 12,867 | 7,254 | 1,249,662 | 1,135,962 | 60.9 |
| Portugal | 02 Mar 2020 | 21-Nov-21 | 1,122,283 | 2,499 | 18,321 | 11 | 1.6% | 10,928 | 3,972 | 9,053,901 | 8,925,907 | 87.8 |
| Andorra | 02 Mar 2020 | 19-Nov-21 | 16,086 | - | 130 | - | 0.8% | 20,852 | 4,499 | 54,999 | 49,535 | 64.0 |
| Liechtenstein | 03 Mar 2020 | 21-Nov-21 | 4,144 | 55 | 61 | - | 1.5% | 10,900 | 5,400 | 25,578 | 24,826 | 64.9 |
| Ukraine | 03 Mar 2020 | 21-Nov-21 | 3,332,943 | 10,635 | 81,272 | 377 | 2.4% | 7,509 | 1,385 | 12,805,744 | 9,784,545 | 22.5 |
| Slovenia | 04 Mar 2020 | 21-Nov-21 | 400,685 | 2,246 | 5,061 | 17 | 1.3% | 19,190 | 4,290 | 1,220,991 | 1,138,530 | 54.8 |
| Hungary | 04 Mar 2020 | 19-Nov-21 | 998,488 | - | 32,780 | - | 3.3% | 10,220 | 4,863 | 6,017,807 | 5,788,775 | 60.1 |

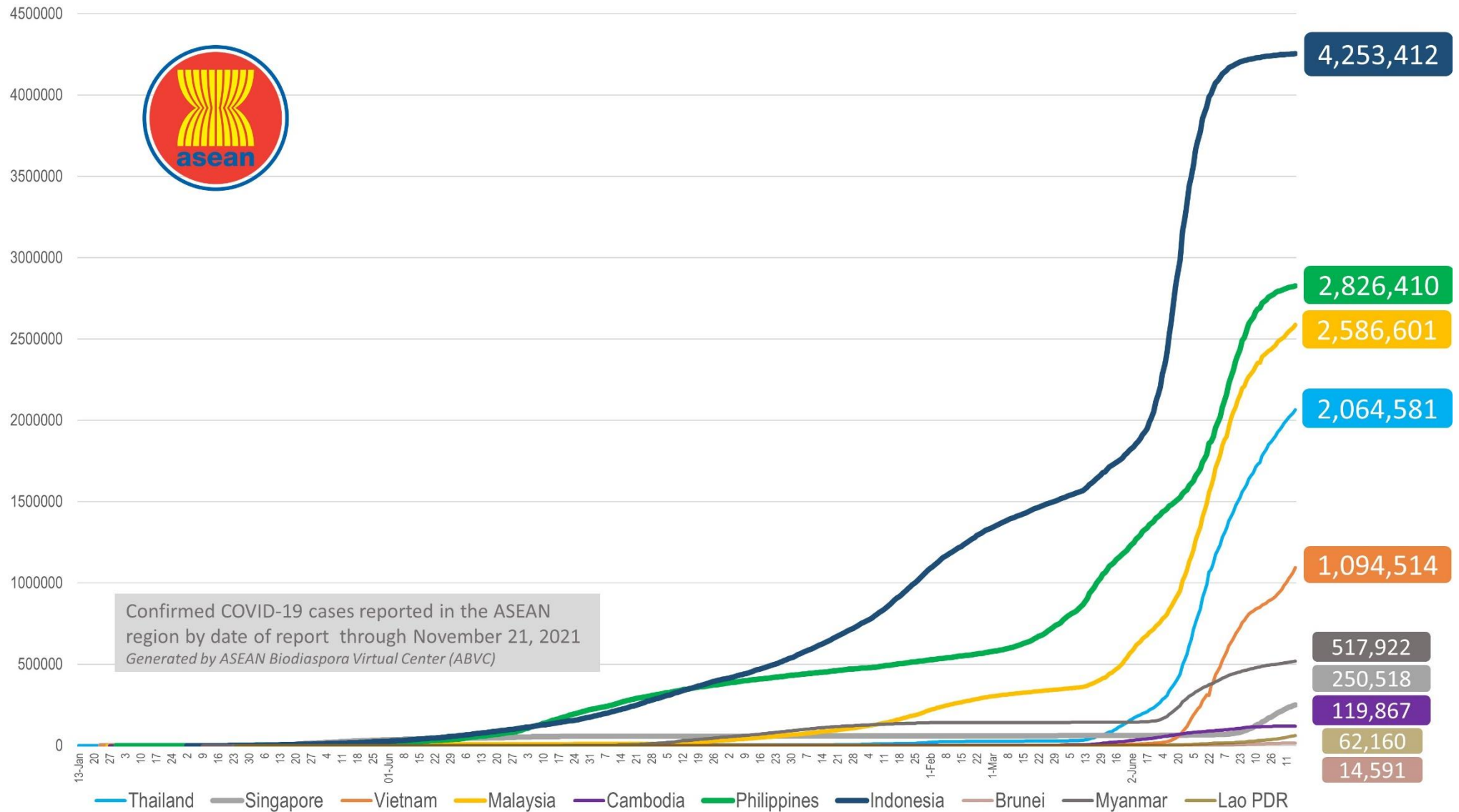
| | | | | | | | | | | | | | |
|--------------------|-------------------------------|-------------|-----------|-----------|--------|---------|------|--------|--------|-----------|------------|------------|-------|
| | Poland | 04 Mar 2020 | 21-Nov-21 | 3,345,388 | 18,924 | 80,822 | 41 | 2.4% | 8,810 | 3,435 | 20,619,823 | 20,264,284 | 53.6 |
| | Faroe Islands | 04 Mar 2020 | 20-Nov-21 | 3,169 | - | 12 | - | 0.4% | 6,510 | | 40,205 | 38,142 | 77.8 |
| | Bosnia and Herzegovina | 05 Mar 2020 | 19-Nov-21 | 268,572 | - | 12,219 | - | 4.5% | 8,136 | 1,375 | 833,233 | 720,641 | 22.1 |
| | Gibraltar | 05 Mar 2020 | 21-Nov-21 | 6,920 | 29 | 98 | - | 1.4% | 20,534 | | 40,787 | 39,815 | 118.2 |
| | Slovakia | 06 Mar 2020 | 21-Nov-21 | 610,140 | 7,727 | 13,861 | 43 | 2.3% | 11,187 | 10,247 | 2,564,688 | 2,331,006 | 42.7 |
| | Serbia | 06 Mar 2020 | 21-Nov-21 | 1,233,057 | 2,081 | 11,225 | 59 | 0.9% | 17,755 | 2,628 | 3,234,195 | 3,080,133 | 44.8 |
| | Vatican City | 06 Mar 2020 | 17-Oct-20 | 27 | - | - | - | 0.0% | 2,932 | | | | |
| | Malta | 07 Mar 2020 | 21-Nov-21 | 38,709 | 122 | 463 | - | 1.2% | 7,701 | 4,793 | 434,315 | 431,232 | 83.6 |
| | Moldova | 07 Mar 2020 | 21-Nov-21 | 358,202 | 371 | 8,834 | 35 | 2.5% | 13,478 | 5,145 | 884,590 | 915,802 | 22.8 |
| | Bulgaria | 08 Mar 2020 | 20-Nov-21 | 672,555 | - | 27,180 | - | 4.0% | 9,641 | 6,808 | 1,532,911 | 1,690,821 | 24.5 |
| | Albania | 09 Mar 2020 | 20-Nov-21 | 195,988 | - | 3,035 | - | 1.5% | 6,867 | - | 1,055,690 | 936,539 | 32.6 |
| | Cyprus | 09 Mar 2020 | 20-Nov-21 | 129,888 | - | 590 | - | 0.5% | 10,837 | 51,949 | 612,550 | 576,530 | 64.3 |
| | Channel Islands | 09 Mar 2020 | 19-Nov-21 | 2,995 | - | 23 | - | 0.8% | 4,592 | | 32,969 | 13,618 | 21.5 |
| | Jersey | 10 Mar 2020 | 19-Nov-21 | 12,697 | - | 80 | - | 0.6% | 13,982 | | 79,346 | 74,906 | 74.1 |
| | Kazakhstan | 13 Mar 2020 | 21-Nov-21 | 963,828 | 1,047 | 12,551 | 14 | 1.3% | 5,206 | - | 8,620,968 | 7,929,289 | 41.7 |
| | Kosovo | 13 Mar 2020 | 21-Nov-21 | 160,999 | 7 | 2,982 | 1 | 1.9% | 8,973 | | | | |
| | Uzbekistan | 15 Mar 2020 | 21-Nov-21 | 191,334 | 212 | 1,375 | 2 | 0.7% | 570 | | 16,153,695 | 5,882,086 | 17.3 |
| | Greenland | 16 Mar 2020 | 19-Nov-21 | 1,129 | - | - | - | 0.0% | 2,008 | | 40,125 | 37,258 | 65.5 |
| | Montenegro | 17 Mar 2020 | 21-Nov-21 | 154,758 | 294 | 2,245 | 6 | 1.5% | 24,875 | | 269,436 | 251,325 | 40.0 |
| | Kyrgyzstan | 18 Mar 2020 | 21-Nov-21 | 182,833 | 53 | 2,723 | 3 | 1.5% | 2,832 | | 1,071,066 | 847,420 | 12.8 |
| Isle of Man | 19 Mar 2020 | 21-Nov-21 | 10,610 | 52 | 66 | - | 0.6% | 12,544 | | 68,208 | 64,761 | 75.8 | |
| Tajikistan | 30 Apr 2020 | 20-Nov-21 | 17,095 | - | 124 | - | 0.7% | 183 | | 2,788,171 | 2,271,153 | 23.3 | |
| MIDDLE EAST | UAE | 29 Jan 2020 | 21-Nov-21 | 741,433 | 63 | 2,144 | - | 0.3% | 7,588 | 21,504 | 9,801,529 | 8,832,256 | 88.4 |
| | Iran | 19 Feb 2020 | 21-Nov-21 | 6,077,438 | 4,340 | 128,956 | 104 | 2.1% | 7,330 | 1,564 | 55,576,533 | 42,183,468 | 49.6 |
| | Israel | 21 Feb 2020 | 21-Nov-21 | 1,340,435 | 351 | 8,176 | 22 | 0.6% | 14,806 | 9,835 | 6,264,267 | 5,762,489 | 62.0 |
| | Lebanon | 21 Feb 2020 | 20-Nov-21 | 658,467 | - | 8,635 | - | 1.3% | 9,605 | - | 1,866,557 | 1,639,836 | 24.2 |
| | Kuwait | 24 Feb 2020 | 21-Nov-21 | 413,137 | 17 | 2,464 | - | 0.6% | 9,820 | 4,394 | 1,452,148 | 923,307 | 21.3 |
| | Oman | 24 Feb 2020 | 21-Nov-21 | 304,492 | 4 | 4,113 | - | 1.4% | 6,120 | | 3,089,635 | 2,733,021 | 52.3 |
| | Bahrain | 24 Feb 2020 | 21-Nov-21 | 277,389 | 41 | 1,394 | - | 0.5% | 16,902 | 10,475 | 1,185,455 | 1,152,538 | 65.9 |
| | Iraq | 24 Feb 2020 | 21-Nov-21 | 2,074,419 | 584 | 23,665 | 23 | 1.1% | 5,277 | 455 | 6,732,542 | 4,073,479 | 9.9 |
| | Qatar | 29 Feb 2020 | 21-Nov-21 | 242,087 | 118 | 611 | - | 0.3% | 8,548 | - | 2,360,308 | 2,218,292 | 75.7 |
| | Saudi Arabia | 02 Mar 2020 | 21-Nov-21 | 549,479 | 36 | 8,824 | 1 | 1.6% | 1,603 | 1,314 | 24,492,088 | 22,192,521 | 62.8 |
| | Jordan | 02 Mar 2020 | 21-Nov-21 | 914,849 | 3,579 | 11,361 | 14 | 1.2% | 9,056 | 4,387 | 4,074,863 | 3,667,344 | 35.7 |

| | | | | | | | | | | | | | |
|--------------------------|-------------------------------------|-------------|-----------|-----------|-------|--------|------|-------|--------|---------|------------|------------|------|
| AFRICA | Palestine | 05 Mar 2020 | 21-Nov-21 | 458,448 | 175 | 4,779 | 5 | 1.0% | 9,785 | | 1,876,152 | 1,321,529 | 25.3 |
| | Syria | 22 Mar 2020 | 20-Nov-21 | 47,091 | - | 2,699 | - | 5.7% | 276 | | 823,249 | 722,839 | 4.0 |
| | Yemen | 10 Apr 2020 | 20-Nov-21 | 9,955 | - | 1,938 | - | 19.5% | 34 | | 534,259 | 349,292 | 1.2 |
| | Egypt | 14 Feb 2020 | 20-Nov-21 | 349,513 | - | 19,872 | - | 5.7% | 348 | | 21,751,641 | 13,853,984 | 13.3 |
| | Algeria | 25 Feb 2020 | 21-Nov-21 | 208,952 | 113 | 6,021 | 4 | 2.9% | 485 | | 6,446,373 | 4,930,443 | 11.1 |
| | Nigeria | 28 Feb 2020 | 20-Nov-21 | 213,532 | - | 2,973 | - | 1.4% | 106 | 24 | 5,947,322 | 3,306,380 | 1.6 |
| | Tunisia | 02 Mar 2020 | 20-Nov-21 | 716,183 | - | 25,340 | - | 3.5% | 6,124 | 402 | 5,880,737 | 4,830,374 | 40.5 |
| | Morocco | 02 Mar 2020 | 21-Nov-21 | 948,923 | 93 | 14,761 | - | 1.6% | 2,602 | 351 | 24,477,239 | 22,587,253 | 60.5 |
| | Senegal | 02 Mar 2020 | 21-Nov-21 | 73,968 | 3 | 1,883 | - | 2.5% | 454 | 79 | 1,281,042 | 879,073 | 5.1 |
| | South Africa | 05 Mar 2020 | 21-Nov-21 | 2,929,862 | 687 | 89,574 | 2 | 3.1% | 5,003 | 527 | 16,550,176 | 13,758,743 | 22.9 |
| | Cameroon | 06 Mar 2020 | 11-Nov-21 | 106,190 | - | 1,770 | - | 1.7% | 410 | | 502,131 | 259,968 | 1.0 |
| | Togo | 06 Mar 2020 | 20-Nov-21 | 26,205 | - | 243 | - | 0.9% | 324 | 143 | 971,322 | 482,248 | 5.7 |
| | Burkina Faso | 09 Mar 2020 | 16-Nov-21 | 15,514 | - | 265 | - | 1.7% | 76 | | 364,565 | 297,231 | 1.4 |
| | Democratic Republic of Congo | 10 Mar 2020 | 19-Nov-21 | 57,880 | - | 1,104 | - | 1.9% | 67 | | 120,818 | 45,570 | 0.1 |
| | Ivory Coast | 11 Mar 2020 | 20-Nov-21 | 61,577 | - | 702 | - | 1.1% | 239 | 87 | 2,669,432 | 1,176,366 | 4.4 |
| | Reunion | 11 Mar 2020 | 16-Nov-21 | 57,173 | - | 379 | - | 0.7% | 7,359 | | | | |
| | Ghana | 13 Mar 2020 | 12-Nov-21 | 130,727 | - | 1,207 | - | 0.9% | 430 | - | 2,527,761 | 839,770 | 2.7 |
| | Guinea | 13 Mar 2020 | 09-Nov-21 | 30,715 | - | 387 | - | 1.3% | 241 | | 1,588,076 | 776,215 | 5.8 |
| | Gabon | 13 Mar 2020 | 20-Nov-21 | 37,045 | - | 273 | - | 0.7% | 1,705 | 1,544 | 148,798 | 108,176 | 4.8 |
| | Sudan | 13 Mar 2020 | 24-Oct-21 | 40,433 | - | 3,099 | - | 7.7% | 94 | | 1,154,253 | 581,846 | 1.3 |
| | Kenya | 13 Mar 2020 | 21-Nov-21 | 254,710 | 22 | 5,328 | 3 | 2.1% | 484 | - | 3,963,035 | 2,348,714 | 4.3 |
| | Ethiopia | 13 Mar 2020 | 21-Nov-21 | 370,200 | 155 | 6,682 | 10 | 1.8% | 330 | 45 | 3,752,669 | 1,398,856 | 1.2 |
| | Central African Republic | 14 Mar 2020 | 12-Nov-21 | 11,666 | - | 101 | - | 0.9% | 246 | | 362,174 | 321,858 | 6.5 |
| | Seychelles | 14 Mar 2020 | 18-Nov-21 | 22,831 | - | 125 | - | 0.5% | 23,386 | | 81,669 | 77,467 | 78.3 |
| | Rwanda | 14 Mar 2020 | 21-Nov-21 | 100,217 | 10 | 1,340 | - | 1.3% | 794 | 1,098 | 5,227,250 | 2,857,430 | 21.5 |
| | Namibia | 14 Mar 2020 | 18-Nov-21 | 129,076 | - | 3,567 | - | 2.8% | 5,174 | 551 | 346,454 | 283,758 | 11.0 |
| | Swaziland | 14 Mar 2020 | 21-Nov-21 | 46,487 | 1 | 1,248 | - | 2.7% | 4,049 | | 259,022 | 249,607 | 21.3 |
| | Mauritania | 14 Mar 2020 | 20-Nov-21 | 38,583 | - | 816 | - | 2.1% | 853 | - | 1,046,262 | 668,858 | 14.0 |
| | Mayotte | 14 Mar 2020 | 19-Nov-21 | 20,860 | - | 185 | - | 0.9% | 13,116 | | | | |
| | Equatorial Guinea | 15 Mar 2020 | 20-Nov-21 | 13,538 | - | 170 | - | 1.3% | 998 | 656 | 246,407 | 196,448 | 13.6 |
| Republic of Congo | 15 Mar 2020 | 19-Nov-21 | 18,717 | - | 339 | - | 1.8% | 348 | | 464,855 | 126,867 | 2.2 | |
| Benin | 16 Mar 2020 | 18-Nov-21 | 24,846 | - | 161 | - | 0.6% | 211 | - | 304,596 | 265,501 | 2.1 | |
| Liberia | 16 Mar 2020 | 12-Nov-21 | 5,818 | - | 287 | - | 4.9% | 118 | | 494,052 | 456,623 | 8.8 | |
| Tanzania | 16 Mar 2020 | 17-Nov-21 | 26,227 | - | 727 | - | 2.8% | 45 | | 885,579 | 965,778 | 1.6 | |
| Somalia | 16 Mar 2020 | 19-Nov-21 | 22,969 | - | 1,324 | - | 5.8% | 149 | | 589,128 | 564,612 | 3.5 | |
| Gambia | 17 Mar 2020 | 13-Nov-21 | 9,986 | - | 341 | - | 3.4% | 425 | 66 | 236,470 | 222,526 | 9.0 | |
| Zambia | 17 Mar 2020 | 21-Nov-21 | 210,070 | 13 | 3,667 | - | 1.7% | 1,176 | 261 | 806,611 | 628,655 | 3.3 | |

| | | | | | | | | | | | | |
|------------------------------|-------------|-----------|--------------------|----------------|------------------|--------------|-------------|-------|-----|-----------|-----------|------|
| Mauritius | 18 Mar 2020 | 10-Nov-21 | 18,979 | - | 240 | - | 1.3% | 1,499 | | 913,744 | 878,510 | 69.0 |
| Djibouti | 18 Mar 2020 | 19-Nov-21 | 13,501 | - | 186 | - | 1.4% | 1,387 | | 70,081 | 26,087 | 2.6 |
| Niger | 19 Mar 2020 | 19-Nov-21 | 6,793 | - | 238 | - | 3.5% | 29 | | 506,083 | 456,958 | 1.8 |
| Chad | 19 Mar 2020 | 01-Nov-21 | 5,105 | - | 175 | - | 3.4% | 32 | | 175,171 | 67,080 | 0.4 |
| Zimbabwe | 20 Mar 2020 | 20-Nov-21 | 133,638 | - | 4,699 | - | 3.5% | 912 | 215 | 3,651,820 | 2,744,192 | 18.2 |
| Cape Verde | 20 Mar 2020 | 20-Nov-21 | 38,324 | - | 350 | - | 0.9% | 6,969 | | 295,571 | 231,320 | 41.2 |
| Madagascar | 20 Mar 2020 | 10-Nov-21 | 43,672 | - | 964 | - | 2.2% | 162 | - | 455,028 | 406,159 | 1.4 |
| Uganda | 21 Mar 2020 | 17-Nov-21 | 127,128 | - | 3,247 | - | 2.6% | 287 | 117 | 3,838,439 | 912,983 | 1.9 |
| Eritrea | 21 Mar 2020 | 21-Nov-21 | 7,175 | 19 | 54 | - | 0.8% | 202 | | | | |
| Angola | 21 Mar 2020 | 20-Nov-21 | 65,011 | - | 1,730 | - | 2.7% | 204 | | 5,950,213 | 2,281,768 | 6.7 |
| Mozambique | 22 Mar 2020 | 20-Nov-21 | 151,488 | - | 1,936 | - | 1.3% | 499 | - | 5,919,277 | 2,971,969 | 9.2 |
| Libya | 24 Mar 2020 | 21-Nov-21 | 367,811 | 593 | 5,380 | 15 | 1.5% | 5,427 | | 1,621,018 | 557,566 | 8.0 |
| Guinea-Bissau | 25 Mar 2020 | 17-Nov-21 | 6,434 | - | 146 | - | 2.3% | 335 | | 314,543 | 17,954 | 0.9 |
| Mali | 25 Mar 2020 | 21-Nov-21 | 16,946 | 27 | 592 | 1 | 3.5% | 86 | | 324,713 | 271,722 | 1.3 |
| Botswana | 30 Mar 2020 | 18-Nov-21 | 194,445 | - | 2,416 | - | 1.2% | 8,441 | - | 836,794 | 417,445 | 17.4 |
| Sierra Leone | 31 Mar 2020 | 03-Oct-21 | 6,396 | - | 121 | - | 1.9% | 82 | | 603,654 | 302,686 | 3.7 |
| Burundi | 31 Mar 2020 | 18-Nov-21 | 20,332 | - | 14 | - | 0.1% | 176 | | 871 | 395 | - |
| Malawi | 02 Apr 2020 | 20-Nov-21 | 61,863 | - | 2,304 | - | 3.7% | 332 | - | 1,056,988 | 582,261 | 3.0 |
| South Sudan | 05 Apr 2020 | 19-Nov-21 | 12,638 | - | 133 | - | 1.1% | 114 | - | 84,839 | 66,406 | 0.6 |
| Sao Tome and Principe | 06 Apr 2020 | 14-Nov-21 | 3,731 | - | 56 | - | 1.5% | 1,735 | | 81,125 | 28,561 | 12.8 |
| Comoros | 30 Apr 2020 | 21-Nov-21 | 4,450 | 10 | 150 | - | 3.4% | 523 | | 278,152 | 198,198 | 22.3 |
| Lesotho | 13May 2020 | 20-Nov-21 | 21,729 | - | 661 | - | 3.0% | 1,022 | | 347,836 | 339,506 | 15.7 |
| | | | 244,277,211 | 330,224 | 4,880,670 | 3,497 | 2.0% | | | | | |

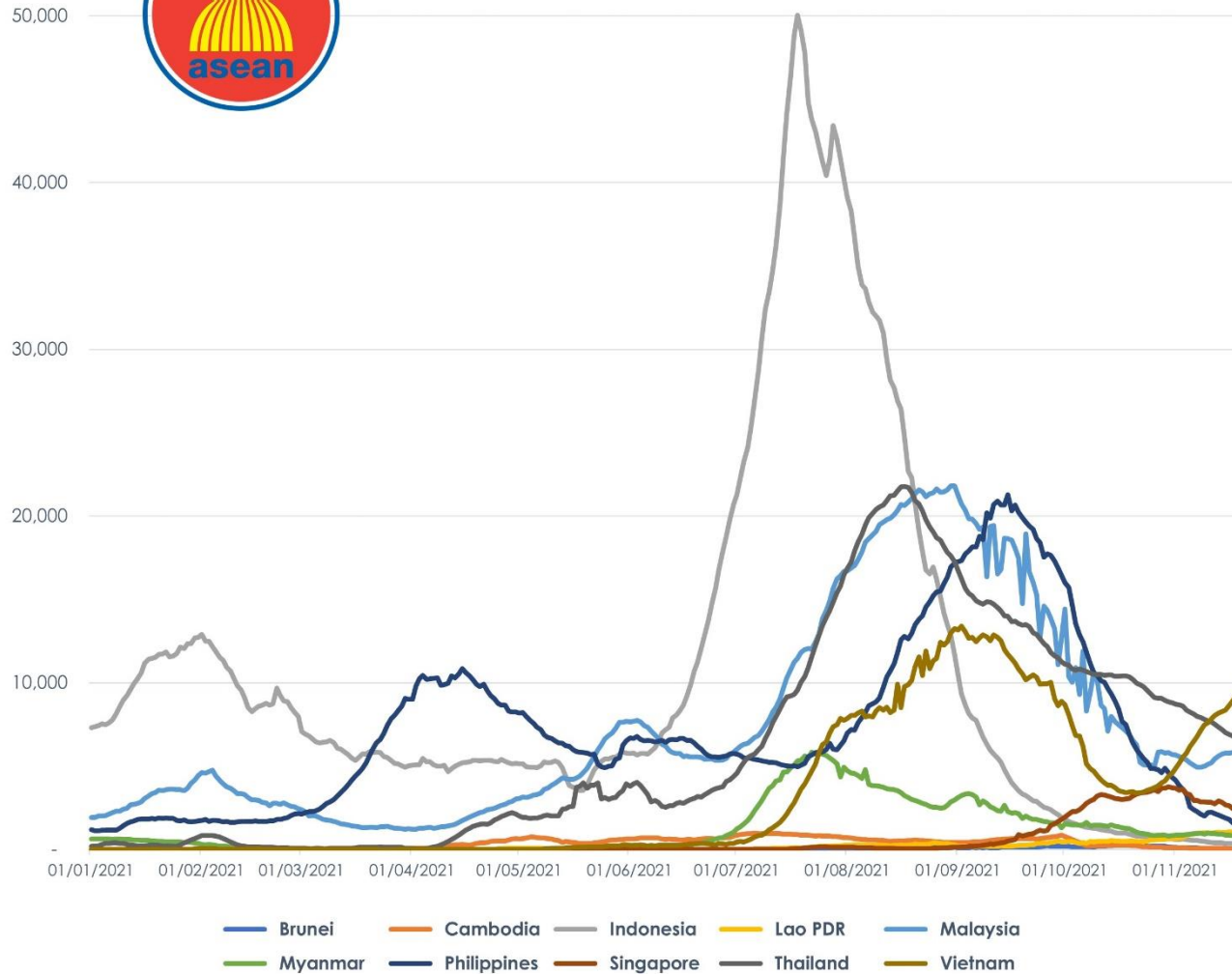
COVID-19 Epi curve among ASEAN Countries

as of 21 November 2021



7-Day Rolling Average of COVID-19 new cases

as of 21 November 2021

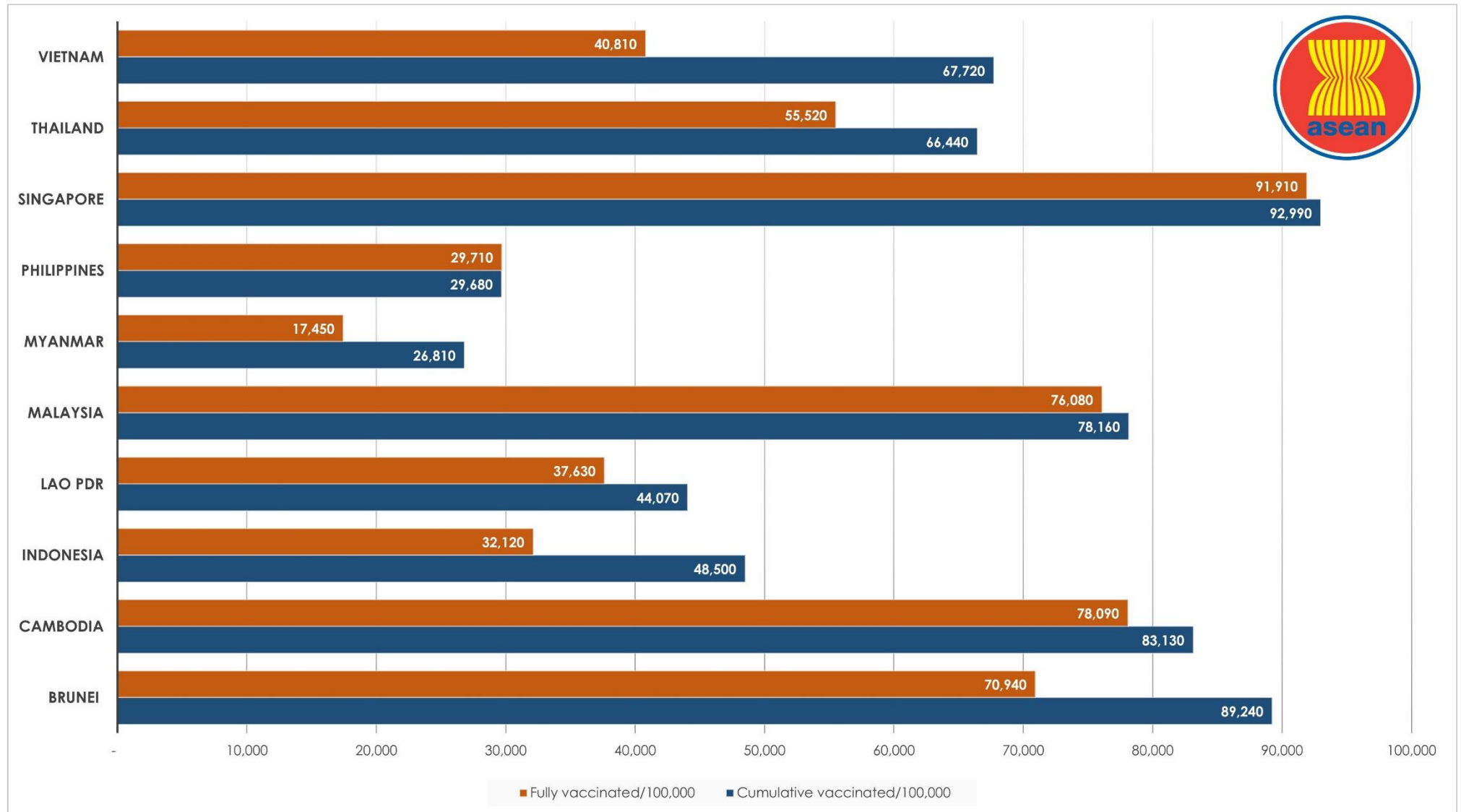


| ASEAN Country | New Cases Rate of Change 7-Day Window* | P-value |
|---------------|--|---------|
| Brunei | -1.367 | 0.167 |
| Cambodia | -2.291 | 0 |
| Indonesia | -2.041 | 0.049 |
| Lao PDR | 20.051 | 0.002 |
| Malaysia | -5.352 | 0.152 |
| Myanmar | -39.551 | 0 |
| Philippines | -96.454 | 0 |
| Singapore | -91.719 | 0 |
| Thailand | -71.122 | 0 |
| Vietnam | 217.633 | 0 |

*Beta coefficient of linear line of best fit; equal to the rate of change in the 7-day rolling average of new cases over the past 7 days (as of November 21, 2021)

COVID-19 Vaccination Status


as of 21 November 2021



Note on Philippine data: Cumulative people vaccinated has not been updated by the source since November 5, 2021.

Outlook Assessment

as of 19 November 2021

|  ASEAN MEMBER STATE | REQUIREMENT | | | | | | | |
|--|---|---|---|--|---|------------------------------|--|------------------------------|
| | At least 80% of the high-risk population has been vaccinated with at least one dose of a COVID-19 vaccine. | | At least 65% of the total population has a level of immunity to COVID-19; either recovered from COVID-19 or have been vaccinated with at least one dose of a COVID-19 vaccine. | | Case levels are generally low (a 7-day rolling average number of daily new cases that is <10 cases per 100,000, with each day's past-14-day test positivity is consistently <5%). | | Government Policy on containment and health (strictness and comprehensiveness in COVID-19 related government policies) | |
| | % of High risk population with one dose | Population vaccinated/day (7-day average) | % of Total population with one dose | Completion date (moderate case scenario) | Daily cases/100,000 | Test positivity last 14 days | Containment and health index score -Oxford COVID-19 Government Response Tracker (OxCGRT) | Change over the past 30 days |
| Brunei | >90.0 | 0%/day | 89.5 | 0.73%/day | 8.97 | Unknown | 82.1/100 | 0.0 |
| Cambodia | >90.0 | 0%/day | 89.5 | 0.05%/day | 0.30 | Unknown | 60.4/100 | -9.8 |
| Indonesia | >90.0 | 0%/day | 51.9 | 0.24%/day | 0.14 | Unknown | 56.6/100 | 0.0 |
| Lao PDR | >90.0 | 0%/day | 48.4 | unknown | 13.33 | 27.6 | 71.2/100 | -0.3 |
| Malaysia | >90.0 | 0%/day | 80.3 | 0.02%/day | 18.15 | 4.3 | 62.5/100 | 0.0 |
| Myanmar | 66.7 | unknown- | 28.5 | Unknown | 1.28 | unknown | 81.9/100 | +8.9 |
| Philippines | >90.0 | 0%/day | 33.7 | unknown | 1.24 | 4.9 | 81.3/100 | 0.0 |
| Singapore | >90.0 | 0%/day | >90.3 | unknown | 38.6 | 16.7 | 64.3/100 | -4.2 |
| Thailand | >90.0 | 0%/day | 67.8 | 0.27%/day | 9.49 | 16.8 | 64.9/100 | -3.6 |
| Vietnam | >90.0 | 0%/day | 71.3 | 0.39%/day | 9.82 | 5.7 | 74.7/100 | +6.5 |



Report generated by
ASEAN Biodiaspora Virtual Center (ABVC)
 in collaboration with **Bluedot Inc.**
 Email: support@biodiaspora.org

