

COVID-19 Situational Report in the ASEAN Region

ASEAN BioDiaspora Virtual Center (ABVC)

as of December 22, 2021



Canada



COVID-19: Highlights and Situation Overview

Global Update

- Worldwide, there have been over 276 million cases and over 5 million deaths attributed to COVID-19.
- The United Kingdom (U.K), Denmark, and South Africa have released early data on hospitalizations for the past weeks paired with the rise of Omicron variant cases. The data reported from South Africa evidenced a consistently lower hospitalization rate of Omicron infections when compared with Delta variant infections, while the latest daily report from Denmark from December 20, with data gathered from November 22 to December 15, has shown that the proportion of cases with the Omicron variant that were hospitalized has been fairly similar, even slightly lower, to the proportion of those infected by other variants in the same timeframe, including Delta. However, early analyses of data from the U.K. suggest that Omicron variant does not have a lower hospitalization rate than infections caused by the Delta variant. On December 16, a preliminary risk factor analysis by the Imperial College London did not find hospitalization to be associated with infection by the Omicron variant, compared to Delta, suggesting that there are “at most limited changes in severity” of disease caused by the Omicron variant compared to Delta. It is important to note that analyses from the U.K. and Denmark were based on relatively few cases and insufficient time has elapsed for mild cases to become more severe and require hospitalization. The immunity profile of the populations in the U.K. and Denmark differs from the regions of South Africa that have been heavily infected by the Omicron variant. A large proportion of the South African population had previous exposure to other SARS-CoV-2 variants and only over 30% of the population have received one dose of a COVID-19 vaccine. In contrast, the U.K. and Denmark have a much higher vaccination coverage but relatively less exposure to SARS-CoV-2. While there is still the need for data and more robust population-based analyses to fully assess the severity of Omicron variant, it is clear that this variant is more transmissible than Delta and more easily overcomes pre-existing immunity. Even if Omicron is equally or even slightly less virulent than other variants, the fact that it is more transmissible and spreads faster than Delta variant poses a significant increased risk at the population-level. With a rapid rise in new infections, an equal or smaller fraction of a larger number of Omicron cases that lead to severe outcomes (i.e., Omicron being equally or even slightly less virulent than other variants) could exceed the absolute number of cases resulting in hospitalization and/or deaths previously caused by other variants, like Delta. In such a scenario, although it could mean no noticeable difference in risk at the individual-level, the burden on the public health and healthcare system would be significant. Thus, it is highly important that we maintain vigilance while actively improving upon other mitigation efforts including the use of higher-quality masks indoors, increasing testing capacity, and improving ventilation of enclosed areas to avoid further impacts at different levels of society.
- The World Health Organization's European head on December 21 (Tuesday) warned countries to brace for a "significant surge" in COVID-19 cases as Omicron spreads, saying the variant has so far circulated mostly among young adults. Since it emerged in late November, Omicron has been detected in at least 38 of the 53 countries in the WHO's European region and is already dominant in several of them including Denmark, Portugal and the United Kingdom. According to Dr. Hans Kluge, so far, 89% of the early Omicron cases in Europe were associated with common COVID symptoms such as cough, sore throat and fever. Most cases had been reported among adults in their 20s and 30s, spreading initially in cities at social and workplace gatherings.

- As of December 20, a total of 80,080 confirmed cases of the Omicron variant (B.1.1.529) reported across 97 countries.

Country	Total number of confirmed cases	New case/s	Evidence of local transmission
Argentina	454	452	Evidence of community transmission
Australia	446	102	
Austria	297	226	
Belgium	170	6	
Botswana	291	0	
Brazil	22	0	
Canada	921	90	
Chile	29	27	
Croatia	8	0	
Cyprus	33	0	
Czech Republic	10	0	
Denmark	23,038	7,586	
Estonia	395	66	
Finland	34	0	
France	347	177	
Germany	329	80	
Gibraltar	61	0	
Greece	26	16	
Hungary	2	0	
Iceland	60	20	
India	173	83	
Ireland	144	0	
Israel	175	85	
Italy	84	30	
Japan	82	70	
Lithuania	5	2	
Namibia	18	0	
Nepal	3	0	
Netherlands	179	28	
Nigeria	11	0	
Norway	3,394	1,334	

Peru	4	4	
Portugal	69	0	
Singapore	71	43	
South Africa	1,440	193	
South Korea	178	0	
Spain	69	0	
Sweden	89	37	
Switzerland	160	18	
Thailand	63	44	
United Kingdom	45,145	8,440	
United States	1,101	242	
Zambia	11	0	
Zimbabwe	50	0	
Algeria	1	0	
Bahrain	1	0	
Bangladesh	2	0	
Bermuda	16	0	
China	2	0	
Cuba	5	0	
Ecuador	3	0	
Egypt	3	0	
Fiji	2	0	
Guernsey	1	0	
Iran	1	0	
Kenya	27	0	
Kuwait	1	0	
Latvia	14	0	
Lebanon	8	0	
Liechtenstein	2	0	
Malaysia	13	11	
Maldives	1	0	
Mauritius	14	12	
New Zealand	22	14	
Pakistan	2	0	

Palestine	3	0		
Philippines	2	0		
Poland	7	0		
Qatar	4	0		
Romania	15	2		
Saudi Arabia	1	0		
Senegal	7	0		
Sierra Leone	1	0		
Slovakia	4	1		
Sri Lanka	4	0		
Taiwan	3	0		
Tunisia	1	0		
Uganda	25	0		
Ukraine	1	0		
Cambodia	5	5	Insufficient information	
Indonesia	5	2		
Turkey	6	0		
Malawi	3	0		
Montenegro	5	0		
Morocco	1	0		
Reunion (France)	7	0		
Slovenia	10	0		
Ghana	40	0		Suspected community transmission
Hong Kong	19	1		
Jordan	7	0		
Luxembourg	1	0		
Mexico	7	0		
Mozambique	17	0		
Russia	25	0		
Rwanda	6	0		
Trinidad and Tobago	5	2		
United Arab Emirates	1	0		

**This list is based on limited data, and may not capture the location of all local transmission events.*

Regional Update

- Thailand will reinstate its mandatory COVID-19 quarantine for foreign visitors and scrap a quarantine waiver starting December 21 (Tuesday) due to concerns over the spread of the COVID-19 Omicron variant. The announcement came a day after Thailand reported the first case of local transmission of the Omicron variant. According to the senior health official, a 49-year-old-Thai woman is the first case of local infection with the Omicron variant. The woman caught the infection from her infected husband, a pilot who arrived from Nigeria on November 26.
- Singapore reported its first suspected local omicron cluster, a group of three COVID-19 infections traced to a gym. Two of the three cases in Singapore's cluster have been preliminarily confirmed as omicron, while the third is still pending. All who tested positive had no recent travel history and were fully vaccinated.

Vaccine Update

- Singapore's COVID-19 vaccination for children aged 5 to 11 will begin on December 27 (Monday). The Ministry of Education (MOE) and the Early Childhood Development Agency (ECDA) said in a statement on December 21 (Tuesday) that the vaccination exercise would open progressively to children born between 2009 and 2012, followed by those born between 2013 and 2017. The Ministry of Health (MOH) said in a separate statement earlier on Tuesday that the first shipment of pediatric doses of the Pfizer-BioNTech/Comirnaty vaccine was on its way from Europe and is expected to arrive in Singapore on Wednesday. More than 300,000 children between five and 11 years old would be covered by the immunization drive. It is open to children who are Singapore citizens, permanent residents and long-term pass holders.
- The Philippine government is allowing adults to get their COVID-19 booster shot three months after their last of a two-dose COVID-19 vaccine, cutting in half the six-month waiting time. As for adults who got the one-dose Janssen vaccine, they can get a booster two months after, from the initial three months. The new policy, announced by the Department of Health (DOH) on December 21 (Tuesday), takes effect starting December 22 (Wednesday). The DOH stressed that 12 to 17-year-olds are not yet recommended to get booster shots at this time.

Travel Advisories (new update/s)

- Thailand: The decision to halt Thailand's "Test and Go" waiver means visitors will have to undergo hotel quarantine, which ranges between 7 to 10 days. Meanwhile, a so-called "sandbox" programme, which requires visitors to remain in a specific location but allows them free movement outside of their accommodation, will also be suspended in all places except for the tourist resort island of Phuket.
- Indonesia: The government has added the United Kingdom, Norway and Denmark to the list of countries banned from entering the country due to the spread of COVID-19 Omicron variant, while Hong Kong has been removed from the list.

Cases and Deaths as of 22 December 2021

- As of 22 December 2021 (2PM, GMT+8), worldwide, there were **276,798,765** confirmed cases, including **5,390,296** deaths. Globally, Case Fatality Rate (CFR) was **1.9**.
- In **China**, there were **129,914** confirmed cases with **5,699** deaths, including deaths in Hong Kong (213) and Taiwan (850). Confirmed cases in China include confirmed cases in Hong Kong (12,542), Macau (77) and Taiwan (16,826). CFR was **4.4**.
- **14,632,998 confirmed cases** of COVID-19 have been reported in the ASEAN region with a total of **300,925 deaths**, with a CFR of **2.1**.

REGION	COUNTRY	FIRST CONFIRMED CASE(S)	LATEST REPORT ON CONFIRMED CASE(S)	TOTAL CONFIRMED CASES	NEW CASES (7-DAY ROLLING AVERAGE)	TOTAL DEATHS	NEW DEATHS (7-DAY ROLLING AVERAGE)	CASE FATALITY RATE	CUMULATIVE CASES/ 100,000	NUMBER OF TESTS LAST 14 DAYS/ 100,000	CUMULATIVE VACCINATED	CUMULATIVE FULLY VACCINATED	FULLY VACCINATED / 100
ASEAN REGION	Brunei	10-Mar-20	21/12/2021	15,418	6 (8)	98	-	0.6%	3,558		405,092	385,414	87.3
	Cambodia	27-Jan-20	21/12/2021	120,427	4 (6)	3,005	- (2)	2.5%	730	-	14,225,712	13,592,006	80.2
	Indonesia	02-Mar-20	21/12/2021	4,260,893	216 (208)	144,024	11 (9)	3.4%	1,574	928	151,775,597	107,180,178	38.8
	Lao PDR	24-Mar-20	21/12/2021	100,524	1,128 (1,244)	284	10 (5)	0.3%	1,402	1,262	3,744,740	3,099,003	42.0
	Malaysia	25-Jan-20	21/12/2021	2,724,684	- (3,186)	31,192	- (26)	1.1%	8,518	3,953	25,947,377	25,547,435	78.0
	Myanmar	23-Mar-20	21/12/2021	528,639	259 (195)	19,230	4 (5)	3.6%	978	-	16,849,172	11,858,598	21.6
	Philippines	30-Jan-20	21/12/2021	2,837,719	168 (123)	50,794	10 (63)	1.8%	2,625	360	56,110,301	44,212,255	39.8
	Singapore	23-Jan-20	21/12/2021	276,385	- (280)	817	- (2)	0.3%	4,841	-	4,744,632	4,744,632	87.0
	Thailand	13-Jan-20	21/12/2021	2,196,529	2,476 (3,089)	21,440	32 (30)	1.0%	3,155	218	50,438,629	44,194,781	63.2
	Vietnam	23-Jan-20	21/12/2021	1,571,780	16,325 (18,305)	30,041	250 (244)	1.9%	1,629	1,328	75,697,403	56,385,381	57.4
				14,632,998	20,582	300,925	317	2.1%					

- **262,039,273 confirmed cases** of COVID-19 have been reported in **223 countries/states** (other than China, Hong Kong, Taiwan, Macau, and ASEAN countries):

REGION	COUNTRY	FIRST CONFIRMED CASE(S)	LATEST REPORT ON CONFIRMED CASE(S)	TOTAL CONFIRMED CASES	NEW CASES	TOTAL DEATHS	NEW DEATHS	CASE FATALITY RATE	CUMULATIVE CASES/ 100,000	NUMBER OF TESTS LAST 14 DAYS/ 100,000	CUMULATIVE IMMUNIZED	CUMULATIVE FULLY VACCINATED	FULLY VACCINATED/ 100
ASIA PACIFIC	Japan	16 Jan 2020	21/12/2021	1,729,948	293	18,291	2	1.1%	1,370	412	100,201,445	98,362,579	78.0
	South Korea	20 Jan 2020	21/12/2021	575,615	5,198	4,828	52	0.8%	1,113	-	43,620,898	42,131,332	82.1
	Nepal	24 Jan 2020	21/12/2021	826,206	252	11,577	3	1.4%	2,888	324	10,431,659	8,725,785	29.4
	Australia	25 Jan 2020	21/12/2021	259,207	4,522	2,154	8	0.8%	1,011	11,174	20,346,169	19,587,839	76.0
	Sri Lanka	27 Jan 2020	21/12/2021	580,727	518	14,795	24	2.5%	2,664	443	15,968,147	13,810,482	64.2
	India	30 Jan 2020	21/12/2021	34,752,164	5,326	478,007	453	1.4%	2,543	1,146	829,219,869	551,003,319	39.5
	Afghanistan	24 Feb 2020	21/12/2021	157,816	21	7,335	-	4.6%	415		4,397,449	3,566,192	9.0
	Pakistan	26 Feb 2020	21/12/2021	1,291,737	270	28,882	4	2.2%	596	283	89,091,860	61,761,440	27.4
	New Zealand	28 Feb 2020	21/12/2021	13,531	36	49	-	0.4%	275	6,823	3,966,212	3,808,013	74.3
	Bhutan	05 Mar 2020	21/12/2021	2,658	1	3	-	0.1%	348	2,669	589,482	564,611	72.4
	Maldives	07 Mar 2020	21/12/2021	94,178	121	260	-	0.3%	17,738	9,626	396,410	366,358	67.4
Bangladesh	08 Mar 2020	21/12/2021	1,581,634	291	28,051	1	1.8%	970	152	87,546,674	44,735,702	26.9	

	Mongolia	10 Mar 2020	21/12/2021	387,356	240	2,047	2	0.5%	12,010	3,689	2,264,437	2,160,217	64.9
	Turkey	10 Mar 2020	21/12/2021	9,209,740	19,859	80,778	187	0.9%	11,039	5,054	56,684,204	51,202,223	60.2
	French Polynesia	12 Mar 2020	21/12/2021	46,846	25	636	-	1.4%	16,773		169,995	159,100	56.3
	Guam	15 Mar 2020	20/12/2021	19,390	-	270	-	1.4%	11,590		140,049	126,219	74.9
	New Caledonia	17 Mar 2020	21/12/2021	12,534	15	280	-	2.2%	4,355		182,486	173,231	60.1
	Fiji	18 Mar 2020	20/12/2021	52,651	-	697	-	1.3%	5,916	-	661,452	605,593	67.1
	Papua New Guinea	21 Mar 2020	18/12/2021	36,006	-	589	-	1.6%	410	-	283,915	220,103	2.4
	Timor Leste	21 Mar 2020	18/12/2021	19,833	-	122	-	0.6%	1,534	-	652,294	489,709	36.4
	Northern Mariana Islands	28 Mar 2020	20/12/2021	2,506	-	8	-	0.3%	4,380		42,908	38,884	75.0
	North Korea	24 Jul 2020	25/07/2020	1	-	-	-	0.0%	0				
	Solomon Islands	03 Oct 2020	18/12/2021	20	-	-	-	0.0%	3		179,973	55,945	8.0
	Wallis et Futuna	17 Oct 2020	03/12/2021	454	-	7	-	1.5%	2,833		6,016	5,923	53.4
	Marshall Islands	26 Oct 2020	17/11/2020	4	-	-	-	0.0%	7		25,953	22,707	29.2
	Vanuatu	11 Nov 2020	24/10/2021	6	-	1	-	16.7%	2		102,308	50,403	16.0
	Samoa	18 Nov 2020	17/12/2021	3	-	-	-	0.0%	2		141,424	121,765	60.8
	Micronesia	11 Jan 2021	11/01/2021	1	-	-	-	0.0%	1		48,364	43,061	42.1
	Palau	31 May 2021	08/10/2021	8	-	-	-	0.0%	44		18,713	15,967	74.2
	Tonga	05 Nov 2021	05/11/2021	1	-				1		73,609	56,627	53.0
AMERICAS	USA	21 Jan 2020	21/12/2021	52,157,610	97,943	830,309	1,473	1.6%	15,890	3,539	241,881,712	202,527,536	61.0
	Canada	25 Jan 2020	21/12/2021	1,906,017	9,568	30,082	19	1.6%	5,015	2,940	31,500,248	29,308,292	77.0
	Brazil	26 Feb 2020	20/12/2021	22,220,001	-	618,140	-	2.8%	10,493	56	165,471,288	141,702,263	66.2
	Mexico	28 Feb 2020	20/12/2021	3,934,102	-	297,916	-	7.6%	3,084	98	81,812,357	66,753,364	51.3
	Saint Martin	01 Mar 2020	12/12/2021	4,008	-	56	-	1.4%	10,547				
	Ecuador	01 Mar 2020	20/12/2021	537,220	-	33,614	-	6.3%	3,092	190	14,039,879	12,142,003	67.9
	Dominican Republic	01 Mar 2020	21/12/2021	412,022	139	4,223	-	1.0%	3,837	-	6,925,553	5,681,607	51.9
	Chile	03 Mar 2020	21/12/2021	1,793,786	884	38,894	9	2.2%	9,465	3,709	17,169,753	16,424,272	85.5

Argentina	03 Mar 2020	21/12/2021	5,404,380	9,336	116,953	23	2.2%	12,026	745	37,668,062	31,747,174	69.6
Peru	05 Mar 2020	20/12/2021	2,266,205	-	202,295	-	8.9%	6,971	15	23,860,076	20,472,834	61.4
Costa Rica	06 Mar 2020	17/12/2021	568,538	-	7,340	-	1.3%	11,264	451	3,922,190	3,364,478	65.5
Colombia	06 Mar 2020	21/12/2021	5,110,788	1,766	129,534	47	2.5%	10,153	1,046	37,866,509	27,266,477	53.2
French Guiana	06 Mar 2020	21/12/2021	46,910	69	337	-	0.7%	23,994				
Martinique	06 Mar 2020	14/12/2021	46,700	-	749	-	1.6%	10,788				
Paraguay	07 Mar 2020	20/12/2021	464,703	-	16,583	-	3.6%	6,597	463	3,444,261	2,871,213	39.8
Panama	10 Mar 2020	20/12/2021	483,638	-	7,400	-	1.5%	11,389	1,998	3,020,754	2,455,800	56.1
Bolivia	10 Mar 2020	20/12/2021	566,591	-	19,459	-	3.4%	4,921	838	5,390,141	4,464,108	37.7
Honduras	11 Mar 2020	20/12/2021	378,843	-	10,428	-	2.8%	3,887		4,927,085	3,891,577	38.7
Cuba	11 Mar 2020	21/12/2021	964,237	61	8,316	1	0.9%	8,508	-	10,316,552	9,498,051	83.9
Guyana	11 Mar 2020	20/12/2021	38,891	-	1,033	-	2.7%	4,968		406,072	286,437	36.2
Jamaica	12 Mar 2020	20/12/2021	92,089	-	2,449	-	2.7%	3,123	447	707,023	554,863	18.7
St Vincent and the Grenadines	12 Mar 2020	16/12/2021	5,758	-	77	-	1.3%	5,207	1,305	33,192	25,261	22.7
Saint Lucia	13 Mar 2020	19/12/2021	13,177	-	295	-	2.2%	7,209		55,387	48,573	26.3
Trinidad and Tobago	13 Mar 2020	21/12/2021	86,596	723	2,639	27	3.0%	6,208	-	703,289	660,103	47.0
Venezuela	13 Mar 2020	20/12/2021	441,937	-	5,291	-	1.2%	1,550		18,393,519	11,608,305	40.4
Guatemala	13 Mar 2020	20/12/2021	623,795	-	16,077	-	2.6%	3,757	-	6,388,361	4,487,882	24.6
Uruguay	13 Mar 2020	20/12/2021	404,821	-	6,156	-	1.5%	11,694	3,140	2,762,732	2,670,348	76.6
Curacao	13 Mar 2020	21/12/2021	17,901	94	184	-	1.0%	11,363		103,763	96,382	58.5
Puerto Rico	13 Mar 2020	20/12/2021	198,301	-	3,286	-	1.7%	6,209		2,811,710	2,443,055	76.5
Suriname	13 Mar 2020	19/12/2021	51,416	-	1,185	-	2.3%	8,844		260,739	226,274	38.2
Antigua and Barbuda	13 Mar 2020	17/12/2021	4,198	-	117	-	2.8%	4,323	-	62,154	58,503	59.3
Guadeloupe	13 Mar 2020	15/12/2021	55,441	-	749	-	1.4%	12,515				
Cayman Islands	13 Mar 2020	20/12/2021	8,245	-	9	-	0.1%	12,695		58,569	56,860	85.5
Aruba	14 Mar 2020	21/12/2021	16,920	72	180	-	1.1%	15,915		84,345	78,702	73.4
Bahamas	15 Mar 2020	19/12/2021	23,112	-	713	-	3.1%	5,934	1,511	157,232	145,793	36.7
US Virgin Islands	16 Mar 2020	20/12/2021	7,681	-	88	-	1.1%	7,203		62,737	53,388	50.2
Sint Maarten	17 Mar 2020	20/12/2021	4,696	-	75	-	1.6%	11,529		27,086	25,109	57.8

Montserrat	17 Mar 2020	20/12/2021	45	-	1	-	2.2%	482		1,531	1,417	28.5
Barbados	17 Mar 2020	19/12/2021	27,218	-	256	-	0.9%	9,483		155,242	142,043	49.4
El Salvador	18 Mar 2020	20/12/2021	121,530	-	3,810	-	3.1%	1,883	-	4,465,139	4,130,209	63.4
Nicaragua	18 Mar 2020	14/12/2021	17,391	-	210	-	1.2%	266		4,628,897	2,679,570	40.0
Bermuda	18 Mar 2020	20/12/2021	5,917	-	106	-	1.8%	9,257		46,194	45,213	72.8
Haiti	19 Mar 2020	20/12/2021	25,923	-	765	-	3.0%	230		120,569	69,835	0.6
Dominica	22 Mar 2020	20/12/2021	6,430	-	44	-	0.7%	8,954		29,200	27,376	37.9
Grenada	22 Mar 2020	18/12/2021	5,920	-	200	-	3.4%	5,286		41,064	35,064	31.0
Belize	23 Mar 2020	20/12/2021	31,294	-	591	-	1.9%	8,017	1,757	229,714	198,204	49.0
Turks and Caicos Islands	23 Mar 2020	18/12/2021	3,172	-	25	-	0.8%	8,306		29,210	27,133	69.2
Saint Kitts and Nevis	24 Mar 2020	20/12/2021	2,808	-	28	-	1.0%	5,316	1,308	27,484	25,359	47.4
British Virgin Islands	25 Mar 2020	15/12/2021	2,886	-	39	-	1.4%	9,610		18,357	16,875	55.5
Anguilla	26 Mar 2020	19/12/2021	1,629	-	5	-	0.3%	12,291		10,079	9,223	61.0
Caribbean Netherlands	01 Apr 2020	20/12/2021	3,213	-	22	-	0.7%	17,838		19,109	16,736	63.3
Falkland Islands	03 Apr 2020	17/12/2021	83	-	-	-	0.0%	3,146		2,632	1,775	50.3
Saint Pierre and Miquelon	05 Apr 2020	13/12/2021	96	-	-	-	0.0%	1,369				
Saint Barthelemy	25 Jul 2020	12/12/2021	1,621	-	6	-	0.4%	19,183				
EUROPE												
France	24 Jan 2020	20/12/2021	8,640,924	-	121,717	-	1.4%	12,885		52,551,832	48,837,275	72.3
Germany	27 Jan 2020	21/12/2021	6,882,724	32,691	109,748	505	1.6%	8,279	2,071	61,091,561	58,539,367	69.8
Finland	29 Jan 2020	20/12/2021	221,292	-	1,495	-	0.7%	4,009	4,013	4,322,687	4,085,147	73.6
Italy	30 Jan 2020	21/12/2021	5,436,143	30,783	135,931	153	2.5%	9,016	11,670	47,954,908	44,476,708	73.7
Russian Federation	31 Jan 2020	21/12/2021	10,267,719	25,907	299,249	1,027	2.9%	7,112	4,379	71,858,958	63,708,591	43.7
Spain	31 Jan 2020	21/12/2021	5,585,054	49,823	88,887	94	1.6%	11,864	5,011	39,100,658	37,799,170	80.9
Sweden	31 Jan 2020	21/12/2021	1,263,566	3,042	15,206	-	1.2%	12,285		7,707,313	7,326,603	72.1
United Kingdom of Great Britain	31 Jan 2020	21/12/2021	11,542,143	89,022	147,433	172	1.3%	17,270	17,727	51,537,827	47,102,814	69.1
Belgium	05 Feb 2020	21/12/2021	2,017,154	9,618	27,992	58	1.4%	17,565	6,590	8,888,630	8,771,125	75.4
Switzerland	25 Feb 2020	21/12/2021	1,198,521	8,151	12,036	19	1.0%	13,977	6,370	5,943,916	5,795,559	66.5

Austria	25 Feb 2020	21/12/2021	1,253,961	2,528	13,538	42	1.1%	14,126	48,273	6,559,466	6,341,664	70.1
Croatia	25 Feb 2020	21/12/2021	678,533	2,803	12,090	47	1.8%	16,682	3,277	2,244,758	2,097,112	51.4
Norway	26 Feb 2020	21/12/2021	354,465	-	1,209	2	0.3%	6,628	3,720	4,274,558	3,905,305	71.5
Romania	26 Feb 2020	21/12/2021	1,799,455	826	58,320	88	3.2%	9,296	2,687	7,888,314	7,738,599	40.5
Estonia	26 Feb 2020	21/12/2021	233,367	861	1,893	5	0.8%	17,591	5,289	837,563	810,360	61.2
Georgia	26 Feb 2020	21/12/2021	913,738	3,282	13,169	53	1.4%	24,560	-	1,311,371	1,088,111	27.3
North Macedonia	26 Feb 2020	21/12/2021	221,744	333	7,838	13	3.5%	10,643	1,843	836,816	804,518	38.6
Greece	26 Feb 2020	21/12/2021	1,044,301	6,542	20,055	79	1.9%	9,745	37,904	7,362,308	6,871,578	66.3
Denmark	27 Feb 2020	21/12/2021	640,413	13,057	3,101	17	0.5%	11,006	27,774	4,764,091	4,523,594	77.8
San Marino	27 Feb 2020	19/12/2021	7,160	-	96	-	1.3%	21,146		24,282	21,623	63.6
Lithuania	27 Feb 2020	21/12/2021	504,422	1,453	7,169	26	1.4%	18,100	5,537	1,903,775	1,817,452	67.6
Netherlands	27 Feb 2020	21/12/2021	3,001,461	9,304	20,534	30	0.7%	17,317	3,427	12,519,077	11,492,899	66.9
Azerbaijan	27 Feb 2020	21/12/2021	611,557	662	8,222	14	1.3%	6,101	1,293	5,140,918	4,641,918	45.4
Belarus	28 Feb 2020	21/12/2021	686,294	832	5,415	16	0.8%	7,249	2,385	4,064,247	3,039,334	32.2
Iceland	28 Feb 2020	21/12/2021	21,215	325	37	-	0.2%	5,872	5,835	287,229	282,962	82.4
Ireland	28 Feb 2020	21/12/2021	666,657	5,269	5,835	-	0.9%	13,491	8,214	3,882,892	3,824,067	76.7
Monaco	29 Feb 2020	21/12/2021	4,485	62	37	-	0.8%	11,511		26,672	23,308	59.0
Czech Republic	01 Mar 2020	21/12/2021	2,415,624	8,635	35,401	113	1.5%	22,640		6,784,646	6,583,156	61.4
Luxembourg	01 Mar 2020	21/12/2021	97,258	-	904	-	0.9%	15,689	6,636	458,702	429,705	67.7
Armenia	01 Mar 2020	21/12/2021	343,845	137	7,914	11	2.3%	11,625	2,902	869,750	582,624	19.6
Latvia	02 Mar 2020	21/12/2021	268,456	991	4,466	12	1.7%	14,035	2,847	1,302,400	1,245,351	66.7
Portugal	02 Mar 2020	21/12/2021	1,233,608	5,754	18,812	16	1.5%	12,012	15,729	9,059,512	9,059,512	89.1
Andorra	02 Mar 2020	20/12/2021	21,062	-	137	-	0.7%	27,303	10,749	56,628	50,551	65.4
Liechtenstein	03 Mar 2020	21/12/2021	5,728	56	68	-	1.2%	15,066	5,768	26,076	25,514	66.7
Ukraine	03 Mar 2020	21/12/2021	3,616,716	6,029	93,608	346	2.6%	8,148	933	14,422,441	13,082,157	30.1
Slovenia	04 Mar 2020	21/12/2021	450,703	1,554	5,512	6	1.2%	21,586	2,361	1,243,261	1,180,685	56.8
Hungary	04 Mar 2020	21/12/2021	1,230,385	1,985	38,028	132	3.1%	12,594	3,427	6,232,575	5,945,349	61.7
Poland	04 Mar 2020	21/12/2021	3,982,257	13,807	92,052	538	2.3%	10,488	3,062	21,424,563	20,861,652	55.2
Faroe Islands	04 Mar 2020	20/12/2021	4,792	-	13	-	0.3%	9,844		40,205	38,142	77.8
Bosnia and Herzegovina	05 Mar 2020	21/12/2021	285,724	591	13,204	16	4.6%	8,656	818	882,641	720,631	22.1
Gibraltar	05 Mar 2020	21/12/2021	7,902	59	100	-	1.3%	23,447		41,144	40,026	118.8

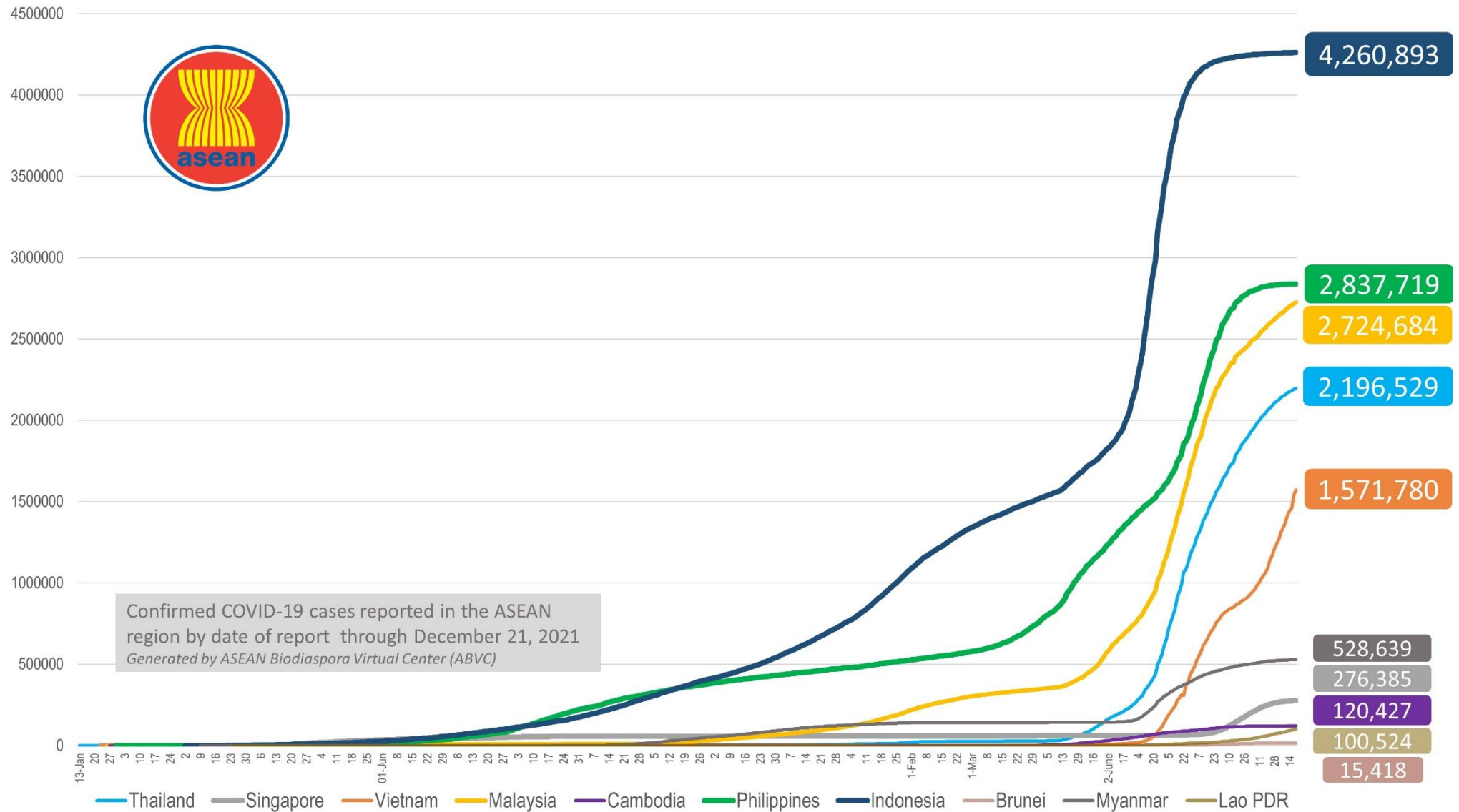
	Slovakia	06 Mar 2020	21/12/2021	811,022	3,683	16,129	61	2.0%	14,870	10,231	2,706,027	2,401,921	44.0
	Serbia	06 Mar 2020	21/12/2021	1,284,757	1,267	12,461	29	1.0%	18,499	2,204	3,291,994	3,172,131	46.2
	Vatican City	06 Mar 2020	17/10/2020	27	-	-	-	0.0%	2,932				
	Malta	07 Mar 2020	21/12/2021	42,491	386	471	-	1.1%	8,453	9,394	438,483	434,835	84.3
	Moldova	07 Mar 2020	21/12/2021	372,983	554	9,540	19	2.6%	14,034	-	989,897	966,337	24.0
	Bulgaria	08 Mar 2020	20/12/2021	726,794	-	30,239	-	4.2%	10,419	5,047	1,904,143	1,877,872	27.2
	Albania	09 Mar 2020	21/12/2021	206,273	376	3,178	6	1.5%	7,227	-	1,119,430	1,008,465	35.1
	Cyprus	09 Mar 2020	21/12/2021	146,802	806	623	-	0.4%	12,248	82,081	640,166	600,751	67.1
	Channel Islands	09 Mar 2020	21/12/2021	5,946	129	23	-	0.4%	9,116		32,969	13,618	21.5
	Jersey	10 Mar 2020	21/12/2021	16,634	147	88	1	0.5%	18,317		80,760	76,307	75.5
	Kazakhstan	13 Mar 2020	21/12/2021	983,663	369	12,936	13	1.3%	5,313	-	8,899,669	8,363,114	44.0
	Kosovo	13 Mar 2020	21/12/2021	161,265	3	2,989	-	1.9%	8,988				
	Uzbekistan	15 Mar 2020	21/12/2021	197,392	124	1,465	4	0.7%	588		18,519,076	11,102,403	32.7
	Greenland	16 Mar 2020	17/12/2021	1,969	-	-	-	0.0%	3,502		40,385	37,855	66.6
	Montenegro	17 Mar 2020	21/12/2021	161,364	237	2,380	2	1.5%	25,937		281,453	267,480	42.6
	Kyrgyzstan	18 Mar 2020	21/12/2021	184,269	51	2,786	2	1.5%	2,854		1,174,065	950,978	14.4
	Isle of Man	19 Mar 2020	21/12/2021	13,258	104	67	-	0.5%	15,674		68,542	65,095	76.2
	Tajikistan	30 Apr 2020	20/11/2021	17,095	-	124	-	0.7%	183		4,374,694	3,206,282	32.9
MIDDLE EAST	UAE	29 Jan 2020	21/12/2021	744,890	452	2,154	2	0.3%	7,624	21,178	9,890,441	9,020,082	90.3
	Iran	19 Feb 2020	21/12/2021	6,175,782	2,413	131,167	43	2.1%	7,448	1,636	59,126,764	50,340,978	59.2
	Israel	21 Feb 2020	21/12/2021	1,357,476	897	8,232	-	0.6%	14,994	12,268	6,462,710	5,841,326	62.9
	Lebanon	21 Feb 2020	21/12/2021	703,555	1,806	8,965	15	1.3%	10,262	-	2,162,655	1,783,699	26.4
	Kuwait	24 Feb 2020	21/12/2021	414,270	92	2,466	-	0.6%	9,847	5,701	3,325,463	3,203,278	74.0
	Oman	24 Feb 2020	21/12/2021	304,896	22	4,113	-	1.3%	6,129		3,121,257	2,890,827	55.3
	Bahrain	24 Feb 2020	21/12/2021	278,714	114	1,394	-	0.5%	16,983	17,069	1,196,261	1,170,160	66.9
	Iraq	24 Feb 2020	21/12/2021	2,091,180	336	24,087	13	1.2%	5,320	503	8,271,151	5,402,359	13.1
	Qatar	29 Feb 2020	21/12/2021	246,897	183	614	-	0.2%	8,718	-	2,360,308	2,218,292	75.7
	Saudi Arabia	02 Mar 2020	21/12/2021	551,210	222	8,865	1	1.6%	1,609	1,566	24,887,008	22,958,830	65.0
	Jordan	02 Mar 2020	21/12/2021	1,043,266	3,023	12,300	32	1.2%	10,328	6,642	4,287,150	3,876,060	37.8
	Palestine	05 Mar 2020	21/12/2021	467,391	333	4,882	7	1.0%	9,976		2,020,110	1,403,992	26.9
	Syria	22 Mar 2020	20/12/2021	49,806	-	2,850	-	5.7%	292		1,186,091	774,866	4.2
	Yemen	10 Apr 2020	21/12/2021	10,103	1	1,977	-	19.6%	35		556,652	366,587	1.2
AFRICA	Egypt	14 Feb 2020	20/12/2021	376,233	-	21,410	-	5.7%	375		31,543,226	19,089,596	18.3
	Algeria	25 Feb 2020	21/12/2021	215,145	310	6,198	8	2.9%	500		7,019,879	5,554,702	12.5
	Nigeria	28 Feb 2020	20/12/2021	225,255	-	2,985	-	1.3%	112	61	8,811,055	4,153,915	2.0

Tunisia	02 Mar 2020	20/12/2021	721,103	-	25,475	-	3.5%	6,166	780	6,427,305	5,495,388	46.0
Morocco	02 Mar 2020	21/12/2021	953,297	381	14,814	4	1.6%	2,614	362	24,592,087	22,929,634	61.4
Senegal	02 Mar 2020	21/12/2021	74,196	13	1,886	-	2.5%	455	92	1,328,153	941,230	5.5
South Africa	05 Mar 2020	21/12/2021	3,332,008	15,423	90,488	35	2.7%	5,690	1,455	18,674,488	15,599,136	26.0
Cameroon	06 Mar 2020	20/12/2021	108,026	-	1,841	-	1.7%	417	-	806,176	627,046	2.3
Togo	06 Mar 2020	20/12/2021	26,742	-	245	-	0.9%	331	162	1,366,662	928,238	11.0
Burkina Faso	09 Mar 2020	21/12/2021	17,040	368	317	21	1.9%	84	-	442,769	334,172	1.6
Democratic Republic of Congo	10 Mar 2020	20/12/2021	67,298	-	1,126	-	1.7%	78	-	202,178	85,665	0.1
Ivory Coast	11 Mar 2020	20/12/2021	62,166	-	706	-	1.1%	242	110	3,306,299	1,505,936	5.6
Reunion	11 Mar 2020	14/12/2021	67,237	-	393	-	0.6%	8,654	-	-	-	-
Ghana	13 Mar 2020	15/12/2021	132,609	-	1,261	-	1.0%	436	-	2,651,463	1,565,507	4.9
Guinea	13 Mar 2020	12/12/2021	30,814	-	388	-	1.3%	241	-	1,687,180	818,351	6.1
Gabon	13 Mar 2020	20/12/2021	37,830	-	286	-	0.8%	1,741	-	392,898	173,123	7.6
Sudan	13 Mar 2020	19/12/2021	45,901	-	3,296	-	7.2%	107	-	4,016,849	1,234,386	2.8
Kenya	13 Mar 2020	21/12/2021	267,571	2,844	5,354	1	2.0%	509	2,345	5,930,258	3,592,043	6.5
Ethiopia	13 Mar 2020	20/12/2021	377,056	-	6,872	-	1.8%	336	-	9,165,615	1,454,887	1.2
Central African Republic	14 Mar 2020	12/12/2021	11,961	-	101	-	0.8%	252	-	446,712	344,070	7.0
Seychelles	14 Mar 2020	16/12/2021	24,047	-	131	-	0.5%	24,632	-	82,323	78,238	79.1
Rwanda	14 Mar 2020	21/12/2021	102,232	343	1,345	-	1.3%	810	1,776	6,847,793	4,182,307	31.5
Namibia	14 Mar 2020	20/12/2021	139,518	-	3,583	-	2.6%	5,593	1,305	387,413	326,185	12.6
Swaziland	14 Mar 2020	21/12/2021	62,094	948	1,265	2	2.0%	5,408	-	326,455	295,361	25.2
Mauritania	14 Mar 2020	21/12/2021	40,182	56	857	2	2.1%	888	-	1,112,438	711,701	14.9
Mayotte	14 Mar 2020	20/12/2021	21,229	-	185	-	0.9%	13,348	-	-	-	-
Equatorial Guinea	15 Mar 2020	17/12/2021	13,618	-	175	-	1.3%	1,004	308	249,215	203,357	14.0
Republic of Congo	15 Mar 2020	16/12/2021	19,179	-	365	-	1.9%	356	-	734,721	560,880	9.9
Benin	16 Mar 2020	15/12/2021	24,907	-	161	-	0.6%	211	-	1,363,471	1,062,378	8.5
Liberia	16 Mar 2020	20/12/2021	5,916	-	287	-	4.9%	120	-	784,838	755,263	14.6
Tanzania	16 Mar 2020	15/12/2021	26,483	-	734	-	2.8%	46	-	1,592,897	1,078,102	1.8
Somalia	16 Mar 2020	17/12/2021	23,169	-	1,333	-	5.8%	150	-	1,088,665	745,600	4.6
Gambia	17 Mar 2020	17/12/2021	10,051	-	342	-	3.4%	428	79	243,996	230,044	9.3
Zambia	17 Mar 2020	21/12/2021	219,023	1,906	3,685	1	1.7%	1,226	432	806,611	978,860	5.2
Mauritius	18 Mar 2020	20/12/2021	22,979	-	680	-	3.0%	1,816	-	916,524	914,936	71.9
Djibouti	18 Mar 2020	21/12/2021	13,546	8	189	-	1.4%	1,391	-	108,945	26,087	2.6
Niger	19 Mar 2020	20/12/2021	7,214	-	272	-	3.8%	31	-	507,223	464,413	1.9
Chad	19 Mar 2020	02/12/2021	5,703	-	181	-	3.2%	36	-	285,922	80,663	0.5
Zimbabwe	20 Mar 2020	20/12/2021	195,079	-	4,805	-	2.5%	1,332	905	4,060,322	3,074,691	20.4

Cape Verde	20 Mar 2020	21/12/2021	38,619	23	351	-	0.9%	7,022		302,802	255,954	45.6
Madagascar	20 Mar 2020	19/12/2021	47,295	-	996	-	2.1%	175	-	589,003	541,160	1.9
Uganda	21 Mar 2020	19/12/2021	129,676	-	3,274	-	2.5%	293	142	8,354,808	1,408,222	3.0
Eritrea	21 Mar 2020	21/12/2021	7,807	28	70	-	0.9%	220				
Angola	21 Mar 2020	20/12/2021	66,086	-	1,738	-	2.6%	208		7,246,240	3,559,041	10.5
Mozambique	22 Mar 2020	20/12/2021	160,457	-	1,952	-	1.2%	528	-	7,845,444	5,404,760	16.8
Libya	24 Mar 2020	20/12/2021	382,884	-	5,615	-	1.5%	5,649		1,823,248	786,157	11.3
Guinea-Bissau	25 Mar 2020	17/12/2021	6,456	-	149	-	2.3%	336		389,157	22,845	1.1
Mali	25 Mar 2020	21/12/2021	19,470	105	647	1	3.3%	99		852,496	353,103	1.7
Botswana	30 Mar 2020	20/12/2021	204,701	-	2,425	-	1.2%	8,886	669	1,125,993	1,002,358	41.8
Sierra Leone	31 Mar 2020	21/12/2021	6,525	15	121	-	1.9%	84		747,044	385,232	4.7
Burundi	31 Mar 2020	18/12/2021	22,639	-	14	-	0.1%	196		4,010	2,076	0.0
Malawi	02 Apr 2020	21/12/2021	66,166	943	2,313	-	3.5%	355	-	1,375,112	656,393	3.3
South Sudan	05 Apr 2020	20/12/2021	13,614	-	133	-	1.0%	123	-	227,262	181,577	1.6
Sao Tome and Principe	06 Apr 2020	21/12/2021	3,736	1	57	-	1.5%	1,737		86,396	51,216	22.9
Comoros	30 Apr 2020	19/12/2021	4,677	-	152	-	3.2%	550		282,378	244,741	27.6
Lesotho	13May 2020	20/12/2021	25,609	-	665	-	2.6%	1,205		648,817	641,007	29.7
			262,039,273	536,262	5,083,731	6,310	1.9%					

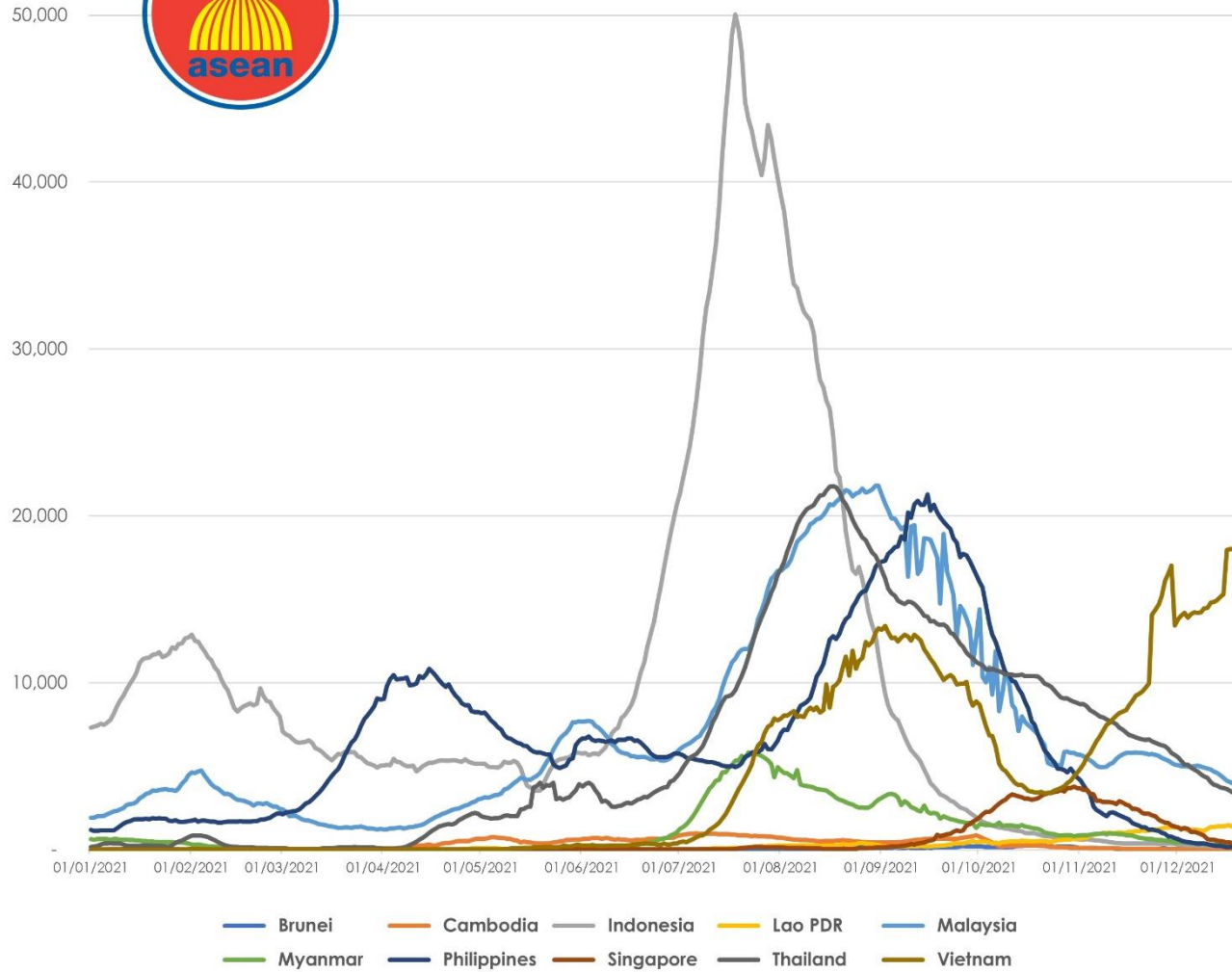
COVID-19 Epi curve among ASEAN Countries

as of 21 December 2021



7-Day Rolling Average of COVID-19 new cases

as of 21 December 2021

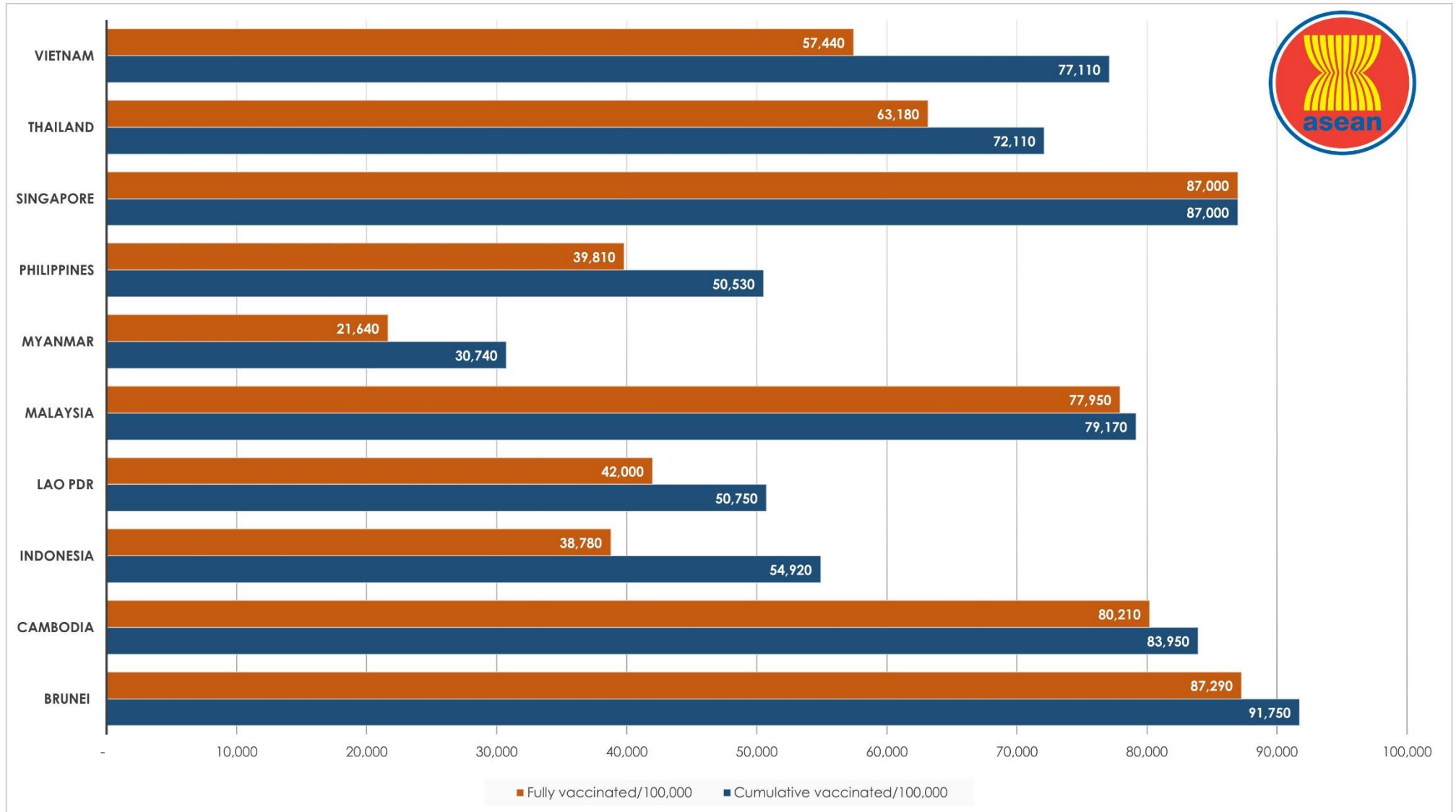


ASEAN Country	New Cases Rate of Change 7-Day Window*	P-value
Brunei	-1.67	0.02
Cambodia	-1.1	0
Indonesia	3.65	0.003
Lao PDR	-31.98	0.006
Malaysia	-150.25	0.005
Myanmar	-17.91	0
Philippines	-9.41	0.03
Singapore	-28.85	0
Thailand	-109.03	0
Vietnam	341.37	0.087

**Beta coefficient of linear line of best fit; equal to the rate of change in the 7-day rolling average of new cases over the past 7 days (as of December 21, 2021)


COVID-19 Vaccination Status

as of 21 December 2021



Outlook Assessment

as of 19 December 2021

 ASEAN MEMBER STATE	REQUIREMENT							
	At least 80% of the high-risk population has been vaccinated with at least one dose of a COVID-19 vaccine.		At least 65% of the total population has a level of immunity to COVID-19; either recovered from COVID-19 or have been vaccinated with at least one dose of a COVID-19 vaccine.		Case levels are generally low (a 7-day rolling average number of daily new cases that is <10 cases per 100,000, with each day's past-14-day test positivity is consistently <5%).		Government Policy on containment and health (strictness and comprehensiveness in COVID-19 related government policies)	
	% of High risk population fully vaccinated	Population vaccinated/day (7-day average)	% of Total population fully vaccinated	Population vaccinated/day (7-day average)	Daily cases/100,000	Test positivity last 14 days	Containment and health index score - Oxford COVID-19 Government Response Tracker (OxCGRT)	Change over the past 30 days
Brunei	≥90.0	0.85%/day	87.1	0.85%/day	1.65	Unknown	67.9/100	-14.3
Cambodia	≥90.0	0%/day	86.2	0.05%/day	0.95	Unknown	64.4/100	+1.8
Indonesia	≥90.0	0%/day	41.0	0.38%/day	0.08	0.1	58.4/100	0.0
Lao PDR	≥90.0	0%/day	45.9	Unknown	11.81	23.9	70.0/100	-4.8
Malaysia	≥90.0	0%/day	78.4	0.01%/day	11.81	3.5	58.6/100	0.0
Myanmar	63.2	unknown-	22.4	Unknown	0.39	Unknown	71.2/100	+0.6
Philippines	≥90.0	0%/day	42.1	0.49%/day	0.12	0.6	54.8/100	0.0
Singapore	≥90.0	0%/day	84.1	unknown	5.53	unknown	64.3/100	0.0
Thailand	≥90.0	0%/day	64.2	0.63%/day	4.52	12.4	55.4/100	-9.5
Vietnam	61.5	unknown	57.4	unknown	18.81	13.4	73.5/100	0.0



Report generated by
ASEAN Biodiaspora Virtual Center (ABVC)
 in collaboration with **Bluedot Inc.**
 Email: support@biodiaspora.org

