

COVID-19 Situational Report in the ASEAN Region

ASEAN BioDiaspora Virtual Center (ABVC)

as of March 21, 2022



COVID-19: Highlights and Situation Overview

Global Update

- Worldwide, there have been over 478 million cases and over 6 million deaths attributed to COVID-19.
- Based on the BlueDot COVID-19 Data Suite, as of March 17, the top five countries with the highest seven-day rolling average number of daily new cases are South Korea, Vietnam, Germany, France, and the United Kingdom. The top five countries/territories with the highest seven-day rolling average number of daily new cases per million population are St Pierre-Miquelon, Hong Kong, South Korea, Brunei Darussalam, and Iceland.
- As of March 17, Europe is the continent with the largest proportion of countries (49%, or 25 out of 51) with a high incidence rate (>350 per 100,000 over the past 14 days) and a stable or increasing trend in daily new cases over the last seven days. Africa has the highest proportion of countries (18%, or 10 out of 56) with a low (≤ 140) to moderate (140.1 - 350) incidence rate and an increasing trend in new cases over the last seven days. Africa also has the highest proportion of countries (70%, or 39 out of 56) reporting a low incidence rate (≤ 140) with a stable or decreasing trend in new cases.
- China, Hong Kong, Singapore, and South Korea are currently experiencing surge of COVID-19 due to Delta and Omicron variants. As Asia experiences rebound of COVID-19, China is now facing a mounting pressure to keep up against the new variants amid a recent surge of cases in the country. On a latest report, Mainland China reported 1,835 new cases and total of 130,298 cases, Hong Kong with 16,587 new cases and a total of 1,033,541 cases, Singapore with 7,859 new cases and a total of 1,015,017 cases, and South Korea with 334,708 new cases and a total of 9,373,646 cases.

Regional Update

- Malaysia recorded 19,105 new COVID-19 cases on March 20, bringing the total number of COVID-19 in the country to 3,993,124 cases. According to data from the ministry's GitHub data repository, this is the first time that new cases have dropped below 20,000 cases since February 10, 2022. According to the health ministry's portal, 18,719 of Sunday's new cases were local transmissions, while 386 were imported cases. Of the total COVID-19 cases in the country, 263,985 individuals (96.7%) are asymptomatic or only have minor symptoms and are undergoing home quarantine while 1,623 cases, or 0.6% of the total, are being treated at low-risk quarantine and treatment centres nationwide. Meanwhile, a total of 7,080 COVID-19 patients, or 2.6% of the total cases are seeking treatment at hospitals while 371 have been admitted to intensive care units (ICUs). The nationwide ICU utilization rate now stands at 58.4%, with eight states and localities reporting usage rates of more than 60%. The ICU utilization rate is the highest in Kuala Lumpur at 78.4% followed by Perlis (73.7%), Johor (71.9%), the Klang Valley (68.0%) and Kelantan and Selangor (both 64.6%).

Vaccine Update

- A total of 10 countries accounted for 67.2% of all vaccinations administered globally as of March 17. The top five countries/territories with the highest number of cumulative people fully vaccinated per 100,000 population are Gibraltar (121,590), the United Arab Emirates (95,720), Portugal (92,600), Brunei Darussalam (91,610), and Singapore (90,680). Conversely, the five countries with the lowest number of cumulative people fully vaccinated per 100,000 population are Burundi (80), the Democratic Republic of the Congo (480), Chad (870), Haiti (930), and Yemen (1,260).
- Based on Malaysia's CovidNow portal, a total of 22,943,182 individuals or 97.5%, of the adult population have been fully vaccinated, 23,219,105, or 98.7%, have received at least one dose of the vaccine, and 15,483,571 or 65.8% of the adult population have received the COVID-19 booster dose. For adolescents aged 12 to 17 years old, 2,843,805 individuals, or 94.6% of the population have been fully vaccinated while 2,942,399 had received at least one dose of a two-dose vaccine. In addition, a total of 1,263,287 children aged five to 11 years old, or 35.6% of the group have received first dose of COVID-19 vaccine under the National COVID-19 Immunization Programme for Children (PICKids) as of March 20 (Sunday). On March 20, about 27,330 doses were administered with 9,849 as first doses, 1,116 as second dose and 16,365 as booster shots, bringing the cumulative number of vaccine doses dispensed under the National COVID-19 Immunization Programme (PICK) to 68,484,635.

Travel Advisories (new update/s)

- Malaysia: Malaysia will be issuing digital travel's card to foreign tourists as it fully opens its border on April 1, 2022. According to the Health Minister, all fully vaccinated foreign tourists will no longer be required to undergo quarantine upon arrival in the country, however, travellers still need to have a negative result of RT-PCR, two days before departures and professionally administered antigen test within 24 hours after arrival. Meanwhile, beginning March 24, 2022, fully vaccinated truck drivers and their companions from Malaysia will only need to present a negative COVID-19 test either RT-PCR or professionally conducted antigen test within two days of testing upon entering Singapore.
- Myanmar: According to the country's Central Committee on Prevention, Control and Treatment of COVID-19, Myanmar will be allowing international flights to resume operations on April 17 in accordance with the health and safety guidelines.

Cases and Deaths as of 21 March 2022

- As of 21 March 2022 (2PM, GMT+8), worldwide, there were **478,567,491** confirmed cases, including **6,123,960** deaths. Globally, Case Fatality Rate (CFR) was **1.3**.
- In **China**, there were **1,185,825** confirmed cases with **11,141** deaths, including deaths in Hong Kong (5,650) and Taiwan (853). Confirmed cases in China include confirmed cases in Hong Kong (1,033,541), Macau (82) and Taiwan (21,905). CFR was **0.9**.
- **26,812,369 confirmed cases** of COVID-19 have been reported in the ASEAN region with a total of **336,975 deaths**, with a CFR of **1.3**.

REGION	COUNTRY	FIRST CONFIRMED CASE(S)	LATEST REPORT ON CONFIRMED CASE(S)	TOTAL CONFIRMED CASES	NEW CASES (7-Day Rolling Average)	TOTAL DEATHS	NEW DEATHS (7-Day Rolling Average)	CASE FATALITY RATE	CUMULATIVE CASES/100,000	NUMBER OF TESTS LAST 14 DAYS/100,000	CUMULATIVE VACCINATED	CUMULATIVE FULLY VACCINATED	CUMULATIVE BOOSTERED	FULLY VACCINATED / 100
ASEAN REGION	Brunei	10 Mar 20	20-Mar-22	124,716	1,294(1,803)	189	9(3)	0.2%	28,784		407,876	404,788	118,331	91.68
	Cambodia	27 Jan 20	20-Mar-22	134,986	97(131)	3,051	1(1)	2.3%	819	137	14,774,115	13,892,556	8,843,793	81.98
	Indonesia	02 Mar 20	20-Mar-22	5,962,483	5,922(10,284)	153,738	139(225)	2.6%	2,203	430	194,559,612	153,649,398		55.6

	Lao PDR	24 Mar 20	20-Mar-22	152,957	1,001(947)	645	0(1)	0.4%	2,133	82	5,452,875	4,406,248		59.71
	Malaysia	25 Jan 20	20-Mar-22	3,993,124	19,105(24,222)	34,400	71(85)	0.9%	12,498	4,282	27,414,222	25,785,542	15,465,855	78.67
	Myanmar	23 Mar 20	20-Mar-22	608,990	227(520)	19,425	2(2)	3.2%	1,127	230	25,195,819	21,501,523		39.23
	Philippines	30 Jan 20	20-Mar-22	3,674,286	569(507)	58,263	240(93)	1.6%	3,398	-	69,535,753	64,660,228	11,224,502	58.23
	Singapore	23 Jan 20	20-Mar-22	1,015,017	7,859(10,797)	1,194	4(7)	0.1%	17,658		4,998,970	4,945,516	3,776,854	90.68
	Thailand	13 Jan 20	20-Mar-22	3,353,969	24,996(24,163)	24,249	84(77)	0.7%	4,817	-	54,811,496	49,999,590	22,249,979	71.48
	Vietnam	23 Jan 20	20-Mar-22	7,791,841	424,729(269,813)	41,817	77(75)	0.5%	8,078	1,673	79,690,136	77,674,112	44,202,212	79.12
				26,812,369	485,799	336,975	627	1.3%						

Note: Population of each member state has remained constant.

- **450,569,296 confirmed cases** of COVID-19 have been reported in **216 countries/states** (other than China, Hong Kong, Taiwan, Macau, and ASEAN countries):

REGION	COUNTRY	FIRST CONFIRMED CASE(S)	LATEST REPORT ON CONFIRMED CASE(S)	TOTAL CONFIRMED CASES	NEW CASES	TOTAL DEATHS	NEW DEATH	CASE FATALITY RATE	CUMULATIVE CASES/100,000	NUMBER OF TESTS LAST 14 DAYS/100,000	CUMULATIVE VACCINATED	CUMULATIVE FULLY VACCINATED	CUMULATIVE BOOSTERED	FULLY VACCINATED / 100
ASIA PACIFIC	Japan	16 Jan 2020	20-Mar-22	6,088,825	39,659	26,963	66	0.4%	4,822	833	102,058,113	100,476,635	42,177,127	79.71
	South Korea	20 Jan 2020	20-Mar-22	9,373,646	334,708	12,428	327	0.1%	18,128	7,951	44,928,059	44,458,206	32,370,305	86.65
	Nepal	24 Jan 2020	20-Mar-22	978,155	28	11,950	0	1.2%	3,419	213	21,890,015	18,703,726	1,892,810	63.03
	Australia	25 Jan 2020	20-Mar-22	3,717,546	41,766	5,730	9	0.2%	14,493	2,657	22,162,034	20,931,268	12,484,446	81.17
	Sri Lanka	27 Jan 2020	20-Mar-22	658,197	236	16,431	5	2.5%	3,019	222	16,982,423	14,357,444	7,653,009	66.79
	India	30 Jan 2020	20-Mar-22	43,007,841	1,761	516,479	127	1.2%	3,147	456	971,067,179	818,968,798	20,436,854	58.77
	Afghanistan	24 Feb 2020	20-Mar-22	177,093	54	7,654	2	4.3%	466	-	5,066,540	4,402,868		11.05
	Pakistan	26 Feb 2020	20-Mar-22	1,521,888	375	30,329	1	2.0%	703	131	128,074,138	101,881,176	4,869,245	45.24
	New Zealand	28 Feb 2020	20-Mar-22	483,222	11,997	151	7	0.0%	9,828	659	4,281,145	4,009,045	2,584,877	78.21
	Bhutan	05 Mar 2020	20-Mar-22	22,004	694	9	0	0.0%	2,884	-	682,653	577,321	351,962	74.03
	Maldives	07 Mar 2020	13-Mar-22	174,658	-	297	0	0.2%	32,895	2,472	398,348	371,439	143,477	68.33
	Bangladesh	08 Mar 2020	20-Mar-22	1,950,609	82	29,117	3	1.5%	1,196	76	126,580,112	91,157,926	5,813,046	54.81
	Mongolia	10 Mar 2020	20-Mar-22	467,560	39	2,177	0	0.5%	14,497	1,406	2,272,176	2,174,046	1,029,716	65.3
	Turkey	10 Mar 2020	20-Mar-22	14,693,917	13,081	97,267	85	0.7%	17,612	3,286	57,752,216	52,926,256	35,757,229	62.23
	French Polynesia	12 Mar 2020	16-Mar-22	71,243	-	645	0	0.9%	25,509		186,020	180,807		63.99
	Guam	15 Mar 2020	19-Mar-22	46,723	-	341	0	0.7%	27,929		152,240	137,644		81.69
New Caledonia	17 Mar 2020	18-Mar-22	59,861	-	306	0	0.5%	20,800		187,893	179,630		62.32	
Fiji	18 Mar 2020	19-Mar-22	64,221	-	834	0	1.3%	7,216	475	678,761	624,416	113,453	69.16	

	Papua New Guinea	21 Mar 2020	03-Mar-22	41,533	-	639	0	1.5%	473	-	311,111	250,752		2.75
	Timor Leste	21 Mar 2020	12-Mar-22	22,789	-	129	0	0.6%	1,762	388	692,594	577,299		42.96
	Northern Mariana Islands	28 Mar 2020	18-Mar-22	10,689	-	31	0	0.3%	18,682		45,253	43,074		83.07
	North Korea	24 Jul 2020	25-Jul-20	1	-	-	0	0.0%	0					
	Solomon Islands	03 Oct 2020	19-Mar-22	9,851	-	127	0	1.3%	1,471		214,939	100,347		14.25
	Wallis et Futuna	17 Oct 2020	03-Dec-21	454	-	7	0	1.5%	2,833		6,450	6,399		57.68
	Marshall Islands	26 Oct 2020	06-Jan-22	7	-	-	0	0.0%	12		30,113	24,915		32.05
	Vanuatu	11 Nov 2020	19-Mar-22	753	-	1	0	0.1%	251	-	114,284	85,180		27.09
	Samoa	18 Nov 2020	20-Mar-22	111	-	-	0	0.0%	56		145,989	130,289		65.1
	Micronesia	11 Jan 2021	11-Jan-21	1	-	-	0	0.0%	1		62,156	51,619		50.45
	Palau	31 May 2021	19-Mar-22	3,945	-	6	0	0.2%	21,907		20,347	18,041		83.79
	Tonga	05 Nov 2021	20-Mar-22	3,232	444	2	0	0.1%	3,093		76,910	70,283		65.83
	Kiribati	25 Jan 2022	20-Mar-22	3,049	7	13	0	0.4%	2,593		76,491	50,428		41.54
	Cook Islands	17 Feb 2022	20-Mar-22	743	-	-	0	0.0%	3,474		14,992	14,241		81.04
	Niue	09 Mar 2022	09-Mar-22	1	-				46		1,650	1,417		87.79
AMERICAS	USA	21 Jan 2020	20-Mar-22	81,407,028	2,893	997,924	79	1.2%	24,801	871	254,936,123	217,014,961	96,542,252	65.36
	Canada	25 Jan 2020	20-Mar-22	3,395,738	2,634	37,200	0	1.1%	8,935	746	32,617,498	31,039,461	18,059,668	81.54
	Brazil	26 Feb 2020	19-Mar-22	29,624,435	-	657,389	0	2.2%	13,990	459	180,341,198	158,832,351	73,204,533	74.22
	Mexico	28 Feb 2020	19-Mar-22	5,633,928	-	322,072	0	5.7%	4,416	34	85,502,104	79,496,022		61.03
	Saint Martin	01 Mar 2020	03-Mar-22	9,912	-	63	0	0.6%	26,083					
	Ecuador	01 Mar 2020	15-Mar-22	849,699	-	35,348	0	4.2%	4,891	157	14,819,542	13,669,308	4,877,560	76.41
	Dominican Republic	01 Mar 2020	19-Mar-22	577,317	-	4,375	0	0.8%	5,376	243	7,170,986	5,897,465	2,273,991	53.84
	Chile	03 Mar 2020	20-Mar-22	3,392,978	11,297	44,518	114	1.3%	17,903	3,384	17,850,881	17,327,128	15,434,094	90.19
	Argentina	03 Mar 2020	20-Mar-22	9,007,753	1,227	127,494	11	1.4%	20,045	432	40,558,354	36,510,014	18,396,608	80.06
	Peru	05 Mar 2020	19-Mar-22	3,540,793	-	211,814	0	6.0%	10,891	770	28,128,515	25,048,958	10,974,841	75.09
	Costa Rica	06 Mar 2020	18-Mar-22	829,400	-	8,226	0	1.0%	16,432	-	4,273,569	3,892,636	1,624,107	75.75
	Colombia	06 Mar 2020	20-Mar-22	6,081,131	542	139,452	18	2.3%	12,080	330	41,688,633	34,327,440	9,711,573	66.96
	French Guiana	06 Mar 2020	17-Mar-22	78,326	-	394	0	0.5%	40,063					
	Martinique	06 Mar 2020	15-Mar-22	135,881	-	905	0	0.7%	31,389					

Paraguay	07 Mar 2020	19-Mar-22	646,968	-	18,577	0	2.9%	9,184	321	3,859,037	3,296,570	1,219,673	45.66
Panama	10 Mar 2020	18-Mar-22	761,004	-	8,153	0	1.1%	17,921	1,574	3,401,715	2,984,157	1,403,146	68.11
Bolivia	10 Mar 2020	18-Mar-22	899,524	-	21,482	0	2.4%	7,813	51	6,996,135	5,694,373	1,117,890	48.12
Honduras	11 Mar 2020	18-Mar-22	418,300	-	10,857	0	2.6%	4,292		5,551,533	4,654,100	1,796,006	46.25
Cuba	11 Mar 2020	20-Mar-22	1,081,472	786	8,506	0	0.8%	9,542	-	10,623,250	9,900,934	6,143,537	87.48
Guyana	11 Mar 2020	19-Mar-22	63,183	-	1,226	0	1.9%	8,072	-	471,030	359,317	55,722	45.46
Jamaica	12 Mar 2020	19-Mar-22	128,500	-	2,863	0	2.2%	4,358	766	776,761	666,950	31,594	22.43
St Vincent and the Grenadines	12 Mar 2020	18-Mar-22	6,745	-	106	0	1.6%	6,099	16	35,873	29,875	3,379	26.85
Saint Lucia	13 Mar 2020	18-Mar-22	22,878	-	365	0	1.6%	12,516	799	57,992	52,449	6,908	28.44
Trinidad and Tobago	13 Mar 2020	20-Mar-22	135,097	219	3,712	4	2.7%	9,685	-	744,851	707,304	142,679	50.4
Venezuela	13 Mar 2020	19-Mar-22	519,558	-	5,667	0	1.1%	1,822		22,157,232	14,287,370	410,887	49.77
Guatemala	13 Mar 2020	19-Mar-22	815,776	-	17,231	0	2.1%	4,913	376	7,410,775	5,840,510	2,131,776	32
Uruguay	13 Mar 2020	19-Mar-22	874,404	-	7,134	0	0.8%	25,259	1,633	2,968,439	2,825,520	2,126,145	81.07
Curacao	13 Mar 2020	18-Mar-22	39,853	-	265	0	0.7%	25,297		107,366	98,407	40,291	59.71
Puerto Rico	13 Mar 2020	19-Mar-22	477,334	-	4,154	0	0.9%	14,946		3,056,719	2,617,261		81.95
Suriname	13 Mar 2020	19-Mar-22	78,928	-	1,323	0	1.7%	13,576	225	267,084	236,852	47,265	40.02
Antigua and Barbuda	13 Mar 2020	20-Mar-22	7,473	3	135	0	1.8%	7,695	-	63,836	61,550		62.34
Guadeloupe	13 Mar 2020	09-Mar-22	130,705	-	843	0	0.6%	29,505					
Cayman Islands	13 Mar 2020	16-Mar-22	20,336	-	23	0	0.1%	31,311		61,502	59,726		89.82
Aruba	14 Mar 2020	17-Mar-22	33,843	-	212	0	0.6%	31,833		87,725	80,770		75.35
Bahamas	15 Mar 2020	17-Mar-22	33,843	-	212	0	0.6%	31,833		87,725	80,770		75.35
US Virgin Islands	16 Mar 2020	18-Mar-22	15,578	-	110	0	0.7%	14,609		68,101	56,317		52.98
Sint Maarten	17 Mar 2020	03-Mar-22	9,912	-	63	0	0.6%	26,083					
Montserrat	17 Mar 2020	17-Mar-22	174	-	2	0	1.1%	1,863		1,887	1,783		35.8
Barbados	17 Mar 2020	20-Mar-22	57,733	185	329	3	0.6%	20,114	1,930	160,780	150,645		52.36
El Salvador	18 Mar 2020	18-Mar-22	161,052	-	4,109	0	2.6%	2,496	-	4,577,641	4,275,527	1,454,110	65.59
Nicaragua	18 Mar 2020	15-Mar-22	18,290	-	223	0	1.2%	279		5,498,389	4,113,547		61.37
Bermuda	18 Mar 2020	17-Mar-22	12,094	-	126	0	1.0%	18,921		48,040	46,439	31,982	74.79
Haiti	19 Mar 2020	16-Mar-22	30,478	-	827	0	2.7%	271	11	159,661	108,801		0.94
Dominica	22 Mar 2020	19-Mar-22	577,317	-	4,375	0	0.8%	5,376	243	7,170,986	5,897,465	2,273,991	53.84
Grenada	22 Mar 2020	18-Mar-22	13,936	-	217	0	1.6%	12,443		43,245	37,825	5,870	33.47
Belize	23 Mar 2020	18-Mar-22	57,143	-	654	0	1.1%	14,639	3,360	235,606	208,577	41,723	51.51

	Turks and Caicos Islands	23 Mar 2020	10-Mar-22	5,874	-	36	0	0.6%	15,381		31,296	29,317		74.74
	Saint Kitts and Nevis	24 Mar 2020	17-Mar-22	5,544	-	42	0	0.8%	10,495	719	31,162	26,294	3,011	49.11
	British Virgin Islands	25 Mar 2020	12-Mar-22	6,104	-	62	0	1.0%	20,326		19,008	17,459		57.39
	Anguilla	26 Mar 2020	14-Mar-22	2,595	-	9	0	0.3%	19,579		10,547	9,603	2,489	63.49
	Caribbean Netherlands	01 Apr 2020	15-Mar-22	7,739	-	31	0	0.4%	42,966		19,109	16,736		63.29
	Falkland Islands	03 Apr 2020	12-Mar-22	118	-	-	0	0.0%	4,473		2,632	1,775		50.31
	Saint Pierre and Miquelon	05 Apr 2020	17-Mar-22	1,693	-	1	0	0.1%	24,144					
	Saint Barthelemy	25 Jul 2020	03-Mar-22	3,780	-	6	0	0.2%	44,734					
EUROPE	France	24 Jan 2020	20-Mar-22	24,137,160	81,283	140,933	30	0.6%	35,993	2,577	54,008,101	52,431,847	36,046,161	77.77
	Germany	27 Jan 2020	20-Mar-22	18,699,435	88,879	127,432	20	0.7%	22,493	-	63,609,768	63,033,693	48,392,799	75.13
	Finland	29 Jan 2020	18-Mar-22	786,312	-	2,783	0	0.4%	14,244	1,200	4,499,620	4,287,316	2,828,912	77.27
	Italy	30 Jan 2020	20-Mar-22	13,861,743	61,564	157,785	93	1.1%	22,989	4,951	50,698,449	47,752,839	38,492,666	79.1
	Russian Federation	31 Jan 2020	20-Mar-22	17,582,692	31,035	364,492	434	2.1%	12,179	1,783	78,982,311	72,324,976	12,676,299	49.57
	Spain	31 Jan 2020	18-Mar-22	11,324,637	-	101,703	0	0.9%	24,056	1,070	41,112,436	39,976,615	24,312,467	85.52
	Sweden	31 Jan 2020	18-Mar-22	2,475,687	-	18,020	0	0.7%	24,070	-	7,813,945	7,608,355	5,102,154	74.88
	United Kingdom of Great Britain	31 Jan 2020	18-Mar-22	20,093,762	-	163,511	0	0.8%	30,065	8,060	52,725,660	49,269,524	38,596,693	72.24
	Belgium	05 Feb 2020	19-Mar-22	3,707,561	-	30,529	0	0.8%	32,284	1,426	9,227,152	9,115,904	7,263,322	78.37
	Switzerland	25 Feb 2020	18-Mar-22	3,253,776	-	13,467	0	0.4%	37,946	4,664	6,080,022	5,993,679	3,625,125	68.77
	Austria	25 Feb 2020	20-Mar-22	3,466,203	37,192	15,409	22	0.4%	39,047	45,821	6,810,455	6,584,654	5,066,335	72.81
	Croatia	25 Feb 2020	19-Mar-22	1,083,111	-	15,425	0	1.4%	26,628	929	2,309,407	2,235,641	594,785	54.77
	Norway	26 Feb 2020	19-Mar-22	1,378,238	-	2,169	0	0.2%	25,772	1,099	4,330,298	4,024,612	2,901,865	73.63
	Romania	26 Feb 2020	20-Mar-22	2,816,039	2,241	64,685	16	2.3%	14,548	129	8,157,395	8,079,154		42.24
	Estonia	26 Feb 2020	20-Mar-22	542,386	835	2,392	7	0.4%	40,886	2,633	858,651	841,952	453,120	63.53
	Georgia	26 Feb 2020	20-Mar-22	1,641,874	475	16,663	20	1.0%	44,132	1,236	1,588,656	1,253,699	80,818	31.5
	North Macedonia	26 Feb 2020	20-Mar-22	303,354	214	9,180	8	3.0%	14,560	794	852,030	834,203	143,397	40.05
	Greece	26 Feb 2020	20-Mar-22	2,788,654	12,462	26,937	44	1.0%	26,022	17,546	7,888,229	7,580,073	5,512,480	73.09
	Denmark	27 Feb 2020	20-Mar-22	2,860,917	4,735	5,402	27	0.2%	49,169	5,728	4,842,306	4,736,649	3,608,647	81.48
	San Marino	27 Feb 2020	14-Mar-22	14,726	-	112	0	0.8%	43,491		26,308	23,554	13,152	69.26
Lithuania	27 Feb 2020	20-Mar-22	992,101	2,671	8,728	12	0.9%	35,599	1,940	1,947,819	1,871,892	916,342	69.59	

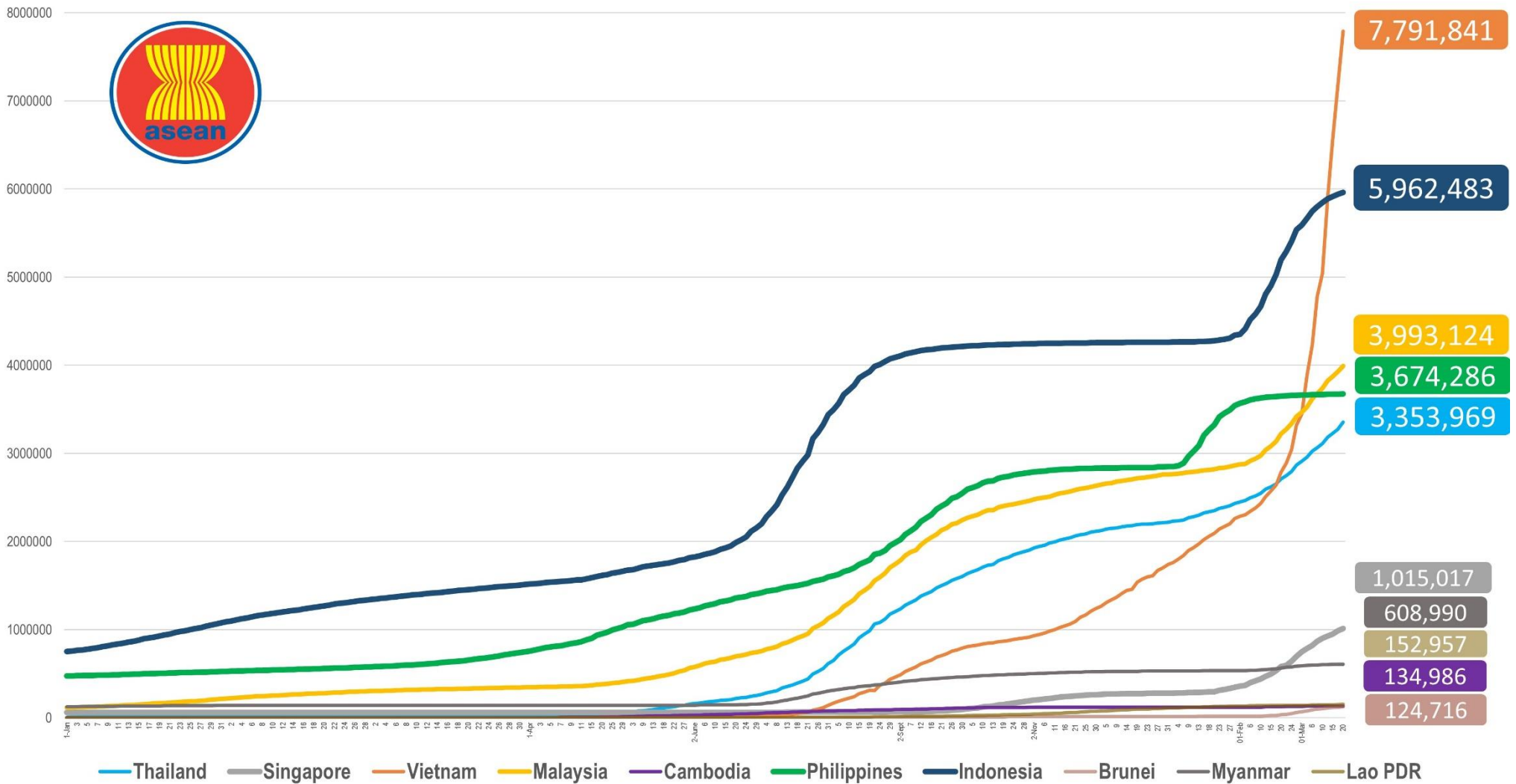
Netherlands	27 Feb 2020	20-Mar-22	7,511,397	34,823	21,793	8	0.3%	43,336	3,221	13,454,519	12,362,618	9,069,069	71.99
Azerbaijan	27 Feb 2020	20-Mar-22	7,511,397	34,823	21,793	8	0.3%	43,336	3,221	13,454,519	12,362,618	9,069,069	71.99
Belarus	28 Feb 2020	20-Mar-22	951,081	1,087	6,722	6	0.7%	10,046	1,434	5,683,247	5,107,020	275,734	54.08
Iceland	28 Feb 2020	18-Mar-22	170,806	-	91	0	0.1%	47,274	8,129	309,646	289,886	250,084	78.6
Ireland	28 Feb 2020	16-Mar-22	1,365,467	-	6,638	0	0.5%	27,633	2,007	4,063,016	3,994,662	2,868,884	80.17
Monaco	29 Feb 2020	20-Mar-22	10,127	3	54	0	0.5%	25,991		28,875	25,667	10,598	64.95
Czech Republic	01 Mar 2020	20-Mar-22	3,737,891	4,792	39,359	7	1.1%	35,033	2,071	6,948,969	6,854,979	4,069,615	63.92
Luxembourg	01 Mar 2020	18-Mar-22	199,202	-	1,010	0	0.5%	32,135	2,812	479,766	456,085	365,154	71.85
Armenia	01 Mar 2020	20-Mar-22	422,307	21	8,595	2	2.0%	14,278	593	1,100,694	919,397	18,849	30.98
Latvia	02 Mar 2020	20-Mar-22	771,038	1,907	5,511	4	0.7%	40,310	5,047	1,343,502	1,301,472	509,775	69.71
Portugal	02 Mar 2020	18-Mar-22	3,458,727	-	21,408	0	0.6%	33,680	3,831	9,663,542	9,415,073	6,213,268	92.6
Andorra	02 Mar 2020	17-Mar-22	39,234	-	153	0	0.4%	50,859	-	57,805	53,301	24,732	68.91
Liechtenstein	03 Mar 2020	20-Mar-22	15,312	69	81	0	0.5%	40,275	-	26,715	26,387	18,234	68.98
Ukraine	03 Mar 2020	18-Mar-22	4,928,032	-	107,477	0	2.2%	11,103	-	15,729,617	15,221,792	752,581	35.02
Slovenia	04 Mar 2020	20-Mar-22	936,847	1,518	6,441	6	0.7%	44,869	3,825	1,264,404	1,219,721	635,598	58.68
Hungary	04 Mar 2020	18-Mar-22	1,824,089	-	44,961	0	2.5%	18,670	866	6,399,894	6,181,814	4,070,745	64.17
Poland	04 Mar 2020	20-Mar-22	5,891,140	5,694	114,218	12	1.9%	15,515	1,299	22,569,643	22,315,117	11,603,187	59.04
Faroe Islands	04 Mar 2020	03-Mar-22	34,658	-	28	0	0.1%	71,198	-	41,715	40,895	21,284	83.37
Bosnia and Herzegovina	05 Mar 2020	18-Mar-22	373,985	-	15,664	0	4.2%	11,329	-	943,394	846,080	120,530	25.93
Gibraltar	05 Mar 2020	18-Mar-22	16,166	-	101	0	0.6%	47,969	13,142	42,026	41,101	31,647	121.99
Slovakia	06 Mar 2020	20-Mar-22	1,634,669	6,833	19,110	17	1.2%	29,972	4,177	2,819,069	2,760,220	1,633,254	50.65
Serbia	06 Mar 2020	20-Mar-22	1,955,280	1,383	15,687	11	0.8%	28,154	1,502	3,345,631	3,266,852	1,872,225	47.54
Vatican City	06 Mar 2020	19-Jan-22	29	-	-	-	0.0%	3,149					
Malta	07 Mar 2020	20-Mar-22	74,518	203	622	1	0.8%	14,825	2,768	472,860	465,353	348,080	90.17
Moldova	07 Mar 2020	20-Mar-22	510,001	254	11,374	8	2.2%	19,190		1,081,073	1,051,070	82,869	26.12
Bulgaria	08 Mar 2020	19-Mar-22	1,123,714	-	36,272	0	3.2%	16,109	1,409	2,078,146	2,056,729	710,810	29.82
Albania	09 Mar 2020	20-Mar-22	273,088	48	3,487	0	1.3%	9,568	159	1,275,907	1,209,791	252,161	42.11
Cyprus	09 Mar 2020	20-Mar-22	377,356	3,698	919	3	0.2%	31,484	49,827	687,926	645,292	440,267	72.02
Channel Islands	09 Mar 2020	15-Mar-22	17,849	-	31	0	0.2%	27,364		54,146	51,351	39,278	81.01
Jersey	10 Mar 2020	18-Mar-22	42,995	-	116	0	0.3%	47,345		82,751	79,180	61,258	78.34
Kazakhstan	13 Mar 2020	20-Mar-22	1,304,867	49	13,654	1	1.0%	7,048	-	9,437,543	9,111,274	2,514,071	47.97
Kosovo	13 Mar 2020	18-Mar-22	227,001	-	3,127	0	1.4%	12,652		901,130	819,268	99,202	45.97

	Uzbekistan	15 Mar 2020	20-Mar-22	237,476	38	1,637	0	0.7%	707		18,579,474	13,564,885		39.97
	Greenland	16 Mar 2020	18-Mar-22	11,926	-	20	0	0.2%	21,211		41,243	38,502		67.7
	Montenegro	17 Mar 2020	20-Mar-22	232,193	76	2,696	0	1.2%	37,322		289,335	281,166	96,363	44.77
	Kyrgyzstan	18 Mar 2020	20-Mar-22	200,809	7	2,979	1	1.5%	3,110		1,476,131	1,217,722		18.37
	Isle of Man	19 Mar 2020	18-Mar-22	26,101	-	81	0	0.3%	30,858		69,470	66,836	52,454	78.25
	Tajikistan	30 Apr 2020	07-Mar-22	17,786	-	125	0	0.7%	191		5,053,081	4,479,355	2,386	45.94
MIDDLE EAST	UAE	29 Jan 2020	20-Mar-22	887,732	347	2,302	0	0.3%	9,086	26,457	9,890,217	9,573,731	4,909,504	95.82
	Iran	19 Feb 2020	20-Mar-22	7,141,033	1,816	139,610	60	2.0%	8,613	719	63,743,044	56,522,644	25,669,551	66.47
	Israel	21 Feb 2020	19-Mar-22	3,758,955	-	10,419	0	0.3%	41,520	4,612	6,701,101	6,125,422	5,208,693	65.93
	Lebanon	21 Feb 2020	20-Mar-22	1,088,196	361	10,248	5	0.9%	15,873	-	2,509,534	2,189,382	551,936	32.34
	Kuwait	24 Feb 2020	20-Mar-22	627,342	199	2,553	0	0.4%	14,912	872	3,406,769	3,281,631	380,911	75.81
	Oman	24 Feb 2020	20-Mar-22	387,505	325	4,250	0	1.1%	7,789	-	3,226,399	3,010,075	32,412	57.63
	Bahrain	24 Feb 2020	20-Mar-22	544,851	1,016	1,465	0	0.3%	33,199	3,609	1,232,237	1,215,156	950,713	69.51
	Iraq	24 Feb 2020	20-Mar-22	2,316,044	253	25,129	2	1.1%	5,892	-	10,181,944	7,047,956		17.12
	Qatar	29 Feb 2020	20-Mar-22	359,956	150	677	0	0.2%	12,710	4,349	2,590,587	2,590,587	1,386,619	88.4
	Saudi Arabia	02 Mar 2020	20-Mar-22	749,597	126	9,028	1	1.2%	2,187	532	25,792,668	23,964,566	9,904,609	67.81
	Jordan	02 Mar 2020	15-Mar-22	1,680,179	-	13,959	0	0.8%	16,633	-	4,714,575	4,412,071		42.96
	Palestine	05 Mar 2020	15-Mar-22	654,380	-	5,628	0	0.9%	13,967		1,991,893	1,747,035	2,779	33.45
Syria	22 Mar 2020	20-Mar-22	55,538	24	3,125	1	5.6%	325	-	2,301,422	1,315,550	3,046	7.2	
Yemen	10 Apr 2020	20-Mar-22	11,801	2	2,140	0	18.1%	40	-	643,501	404,781		1.33	
AFRICA	Egypt	14 Feb 2020	11-Mar-22	495,373	-	24,277	0	4.9%	493		43,739,249	31,254,429	1,462,500	29.98
	Algeria	25 Feb 2020	20-Mar-22	265,550	11	6,871	0	2.6%	617		7,461,932	6,110,712	436,274	13.7
	Nigeria	28 Feb 2020	18-Mar-22	255,103	-	3,142	0	1.2%	127	38	19,884,781	9,002,791		4.26
	Tunisia	02 Mar 2020	15-Mar-22	1,029,762	-	28,065	0	2.7%	8,805	518	7,168,733	6,341,665	1,158,567	53.13
	Morocco	02 Mar 2020	20-Mar-22	1,162,497	53	16,052	1	1.4%	3,187	223	24,870,225	23,334,113	5,988,765	62.48
	Senegal	02 Mar 2020	20-Mar-22	85,827	6	1,964	0	2.3%	527	62	1,457,116	1,039,257		6.04
	South Africa	05 Mar 2020	20-Mar-22	3,704,218	889	99,881	0	2.7%	6,326	306	20,772,989	17,654,789	1,873,640	29.4
	Cameroon	06 Mar 2020	16-Mar-22	119,414	-	1,926	0	1.6%	461		1,074,824	813,530		2.99
	Togo	06 Mar 2020	20-Mar-22	36,878	2	272	0	0.7%	456	94	1,556,974	1,155,393		13.63
	Burkina Faso	09 Mar 2020	20-Feb-22	20,751	-	375	0	1.8%	102	2	2,128,284	1,175,380		5.47
	Democratic Republic of Congo	10 Mar 2020	17-Mar-22	86,461	-	1,335	0	1.5%	100		754,459	442,965		0.48
	Ivory Coast	11 Mar 2020	19-Mar-22	81,655	-	796	0	1.0%	318	51	6,989,567	4,220,241		15.6
	Reunion	11 Mar 2020	15-Mar-22	318,695	-	689	0	0.2%	41,019					
	Ghana	13 Mar 2020	16-Mar-22	160,819	-	1,445	0	0.9%	529	104	8,793,591	4,867,214	134,058	15.34
	Guinea	13 Mar 2020	14-Mar-22	36,435	-	440	0	1.2%	285		3,427,088	2,467,847		18.28
Gabon	13 Mar 2020	14-Mar-22	47,570	-	303	0	0.6%	2,190	190	299,993	245,649	1,076	10.78	
Sudan	13 Mar 2020	17-Mar-22	61,775	-	4,888	0	7.9%	144	-	5,171,677	2,746,556		6.12	
Kenya	13 Mar 2020	20-Mar-22	323,281	9	5,647	0	1.7%	615	78	11,634,051	7,976,891	265,023	14.51	

Ethiopia	13 Mar 2020	20-Mar-22	469,455	14	7,489	0	1.6%	419	25	24,408,859	20,904,654		17.73
Central African Republic	14 Mar 2020	15-Mar-22	14,649	-	113	0	0.8%	309	-	880,271	824,469		16.76
Seychelles	14 Mar 2020	16-Mar-22	39,761	-	163	0	0.4%	40,728		84,327	80,089	27,744	80.97
Rwanda	14 Mar 2020	20-Mar-22	129,647	10	1,458	0	1.1%	1,027	531	8,811,796	7,808,436	2,288,039	58.81
Namibia	14 Mar 2020	20-Mar-22	157,523	7	4,016	1	2.5%	6,315	95	449,018	378,399		14.62
Swaziland	14 Mar 2020	20-Mar-22	69,552	4	1,392	0	2.0%	6,058		386,210	336,066		28.67
Mauritania	14 Mar 2020	19-Mar-22	58,662	-	981	0	1.7%	1,296	165	1,551,049	1,054,562	39,412	22.08
Mayotte	14 Mar 2020	11-Mar-22	36,745	-	187	0	0.5%	23,104					
Equatorial Guinea	15 Mar 2020	17-Mar-22	15,899	-	183	0	1.2%	1,173	292	259,685	207,819		14.33
Republic of Congo	15 Mar 2020	18-Mar-22	24,059	-	383	0	1.6%	447		680,630	640,017		11.31
Benin	16 Mar 2020	16-Mar-22	26,952	-	163	0	0.6%	228	-	2,777,245	2,214,327		17.78
Liberia	16 Mar 2020	14-Mar-22	7,397	-	294	0	4.0%	150		1,116,709	1,084,591		20.94
Tanzania	16 Mar 2020	16-Mar-22	33,773	-	800	0	2.4%	58	-	3,595,010	2,779,782		4.52
Somalia	16 Mar 2020	07-Mar-22	26,400	-	1,348	0	5.1%	171		1,869,813	1,253,056		7.66
Gambia	17 Mar 2020	14-Mar-22	11,973	-	365	0	3.0%	510	435	331,266	318,161		12.79
Zambia	17 Mar 2020	17-Mar-22	315,623	-	3,962	0	1.3%	1,767	110	2,764,508	2,109,452	33,684	11.15
Mauritius	18 Mar 2020	19-Mar-22	35,043	-	934	0	2.7%	2,769		1,000,474	963,452	553,484	75.66
Djibouti	18 Mar 2020	18-Mar-22	15,573	-	189	0	1.2%	1,600	274	143,706	103,693		10.35
Niger	19 Mar 2020	17-Mar-22	8,788	-	308	0	3.5%	38	13	2,175,283	1,541,167		6.13
Chad	19 Mar 2020	14-Mar-22	7,267	-	190	0	2.6%	46	8	281,174	152,238		0.9
Zimbabwe	20 Mar 2020	20-Mar-22	244,452	134	5,426	3	2.2%	1,669	180	4,416,878	3,443,003	344,705	22.81
Cape Verde	20 Mar 2020	19-Mar-22	55,925	-	401	0	0.7%	10,169		354,103	305,890		54.44
Madagascar	20 Mar 2020	19-Mar-22	63,928	-	1,380	0	2.2%	237	11	1,077,971	1,027,827		3.62
Uganda	21 Mar 2020	18-Mar-22	163,688	-	3,595	0	2.2%	370	43	14,131,307	8,014,082		17.01
Eritrea	21 Mar 2020	18-Mar-22	9,723	-	103	0	1.1%	274					
Angola	21 Mar 2020	17-Mar-22	99,003	-	1,900	0	1.9%	311	70	10,895,481	5,699,666	276,392	16.8
Mozambique	22 Mar 2020	20-Mar-22	225,210	4	2,200	1	1.0%	742	18	14,007,210	12,827,731	262,678	39.88
Libya	24 Mar 2020	20-Mar-22	501,015	151	6,374	6	1.3%	7,392		2,190,556	1,116,110	85,497	16.04
Guinea-Bissau	25 Mar 2020	19-Mar-22	8,113	-	169	0	2.1%	422		519,240	341,270		16.93
Mali	25 Mar 2020	20-Mar-22	30,453	5	727	0	2.4%	155		1,281,142	935,909		4.49
Botswana	30 Mar 2020	25-Feb-22	263,950	-	2,619	0	1.0%	11,458	1,864	1,445,393	1,263,041	215,239	52.69
Sierra Leone	31 Mar 2020	20-Mar-22	7,674	1	125	0	1.6%	98		1,727,305	1,114,047		13.68
Burundi	31 Mar 2020	18-Mar-22	38,308	-	15	0	0.0%	332	143	10,372	9,827		0.08
Malawi	02 Apr 2020	20-Mar-22	85,561	5	2,626	0	3.1%	459	14	1,570,322	861,888		4.39
South Sudan	05 Apr 2020	18-Mar-22	17,093	-	138	0	0.8%	155	41	475,558	432,091		3.8
Sao Tome and Principe	06 Apr 2020	20-Mar-22	5,941	1	73	0	1.2%	2,763		112,052	79,629	4,647	35.65
Comoros	30 Apr 2020	18-Mar-22	8,076	-	160	0	2.0%	949		341,102	301,218		33.9
Lesotho	13May 2020	14-Mar-22	32,775	-	697	0	2.1%	1,542		782,175	727,528		33.7
			450,569,296	891,554	5,775,844	1,770	1.3%						

COVID-19 Epi curve among ASEAN Countries:

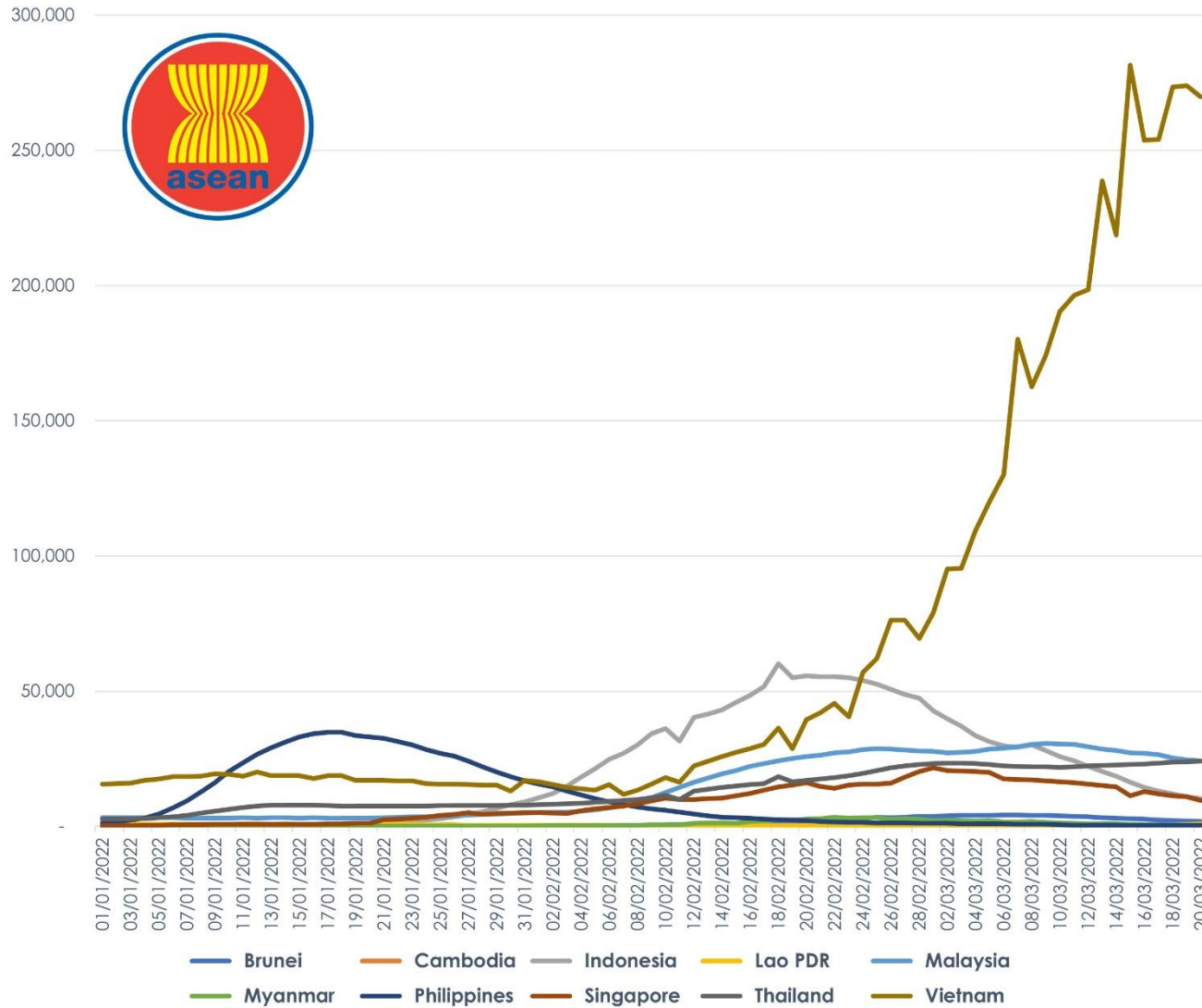
From January 1, 2021 to March 20, 2022



Cumulative cases of COVID-19 in the ASEAN Region as of March 20, 2022 (Report generated by ASEAN Biodiaspora Virtual Center)

7-Day Rolling Average of COVID-19 new cases

From January 1, 2022 to March 20, 2022

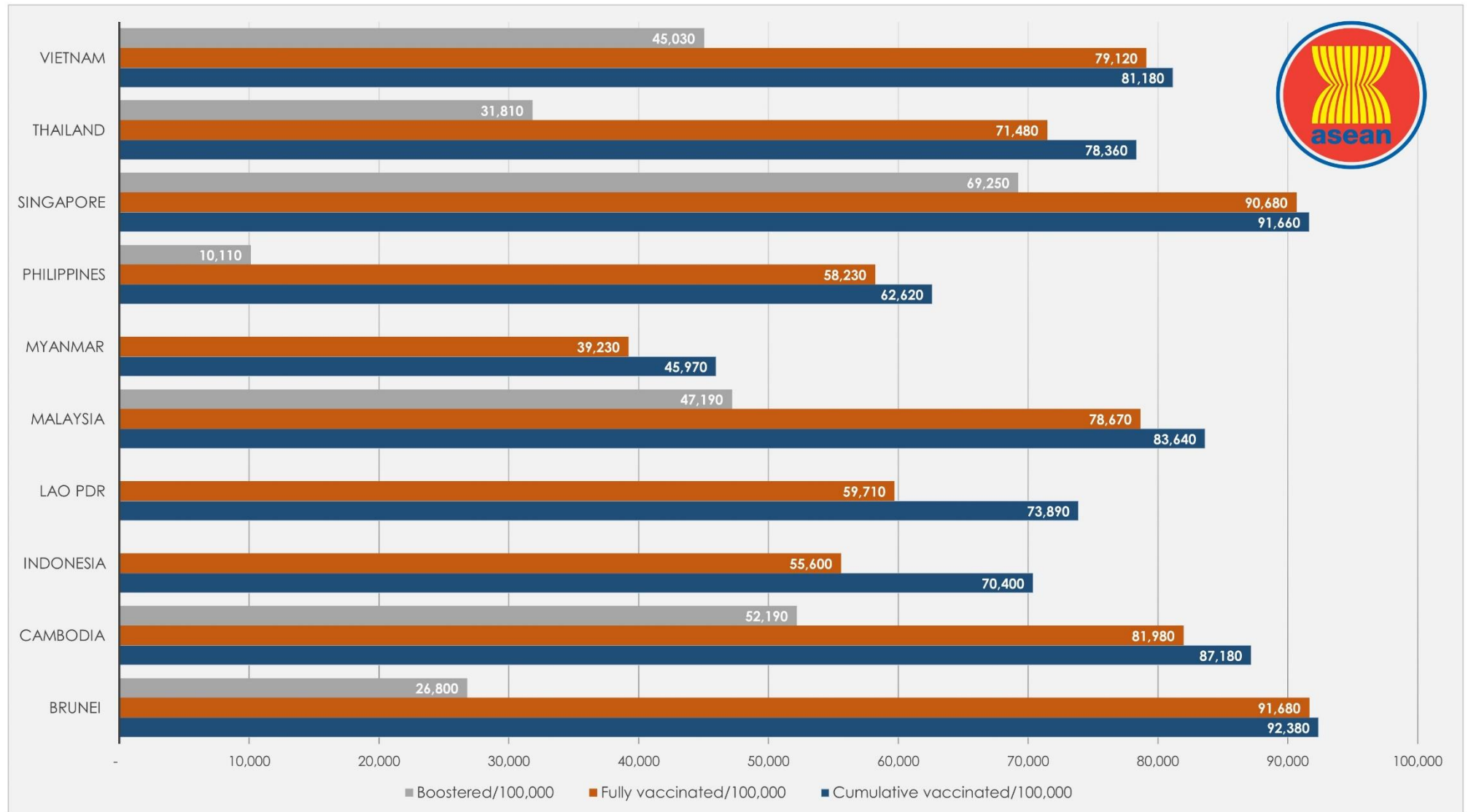


ASEAN Country	New Cases Rate of Change 7-Day Window*	P-value
Brunei	-213.7	0
Cambodia	-13.46	0
Indonesia	-1345.5	0
Lao PDR	105.86	0
Malaysia	-655.59	0
Myanmar	-70.32	0
Philippines	22.34	0.032
Singapore	-766.2	0
Thailand	257.95	0
Vietnam	5647.09	0.179

**Beta coefficient of linear line of best fit; equal to the rate of change in the 7-day rolling average of new cases over the past 7 days (as of March 20, 2022)


COVID-19 Vaccination Status

as of 20 March 2022



COVID-19 Outlook Assessment

as of 18 March 2022

 ASEAN MEMBER STATE	REQUIREMENT							
	At least 80% of the high-risk population has been vaccinated with at least one dose of a COVID-19 vaccine.		At least 65% of the total population has a level of immunity to COVID-19; either recovered from COVID-19 or have been vaccinated with at least one dose of a COVID-19 vaccine.		Case levels are generally low (a 7-day rolling average number of daily new cases that is <10 cases per 100,000, with each day's past-14-day test positivity is consistently <5%).		Government Policy on containment and health (strictness and comprehensiveness in COVID-19 related government policies)	
	% of High risk population fully vaccinated	Population vaccinated/day (7-day average)	% of Total population fully vaccinated / boosted	Population vaccinated/day (7-day average)	Daily cases/100,000	Test positivity last 14 days	Containment and health index score - Oxford COVID-19 Government Response Tracker (OxCGRT)	Change over the past 30 days
Brunei	≥90.0	Unknown	≥90.0/26.8	Unknown	457.77	Unknown	67.9/100	0.0
Cambodia	≥90.0	0%/day	88.1/52.2	0.03%/day	0.82	10.4	37.5/100	0.0
Indonesia	≥90.0	0%/day	58.8/ND	0.17%/day	4.10	13.7	55.7/100	-6.0
Lao PDR	≥90.0	0%/day	65.2/ND	0.16%/day	12.0	38.8	78.3/100	0.0
Malaysia	≥90.0	0%/day	79.1/47.1	0.01%/day	77.35	14.4	58.0/100	0.0
Myanmar	≥90.0	0%/day	40.7/ND	0.14%/day	1.03	6.8	77.7/100	+6.5
Philippines	≥90.0	0%/day	62.6/10.1	Unknown	0.50	4.8	82.4/100	0.0
Singapore	≥90.0	0%/day	87.7/69.3	0.06%/day	168.30	Unknown	74.4/100	0.0
Thailand	≥90.0	0%/day	72.6/31.7	0.02%/day	34.41	34.3	53.3/100	+0.3
Vietnam	87.9	0.03%/day	83.8/44.9	0.03%/day	284.10	100	73.2/100	0.0



Report generated by
ASEAN Biodiaspora Virtual Center (ABVC)
 in collaboration with **Bluedot Inc.**
 Email: support@biodiaspora.org

