

COVID-19: Highlights and Situation Overview

Global Update

- Worldwide, there have been over 179 million cases and more than 3 million deaths attributed to COVID-19.

Regional Update

- Cambodia reported 20 deaths from COVID-19 on Saturday (June 19) as the country detected its first Delta variant cases and authorities urged people to be vigilant. As of June 19, the Ministry of Health reported seven cases of the Delta variant of the coronavirus among travellers by land from neighbouring Thailand.
- Vietnam's Ho Chi Minh City authorities imposed stricter Directive 10 measures from June 20 to deal with the outbreak. These include the suspension of passenger taxis, ride-hailing taxis as well as public and interprovincial buses. The gathering of three or more people outside of workplaces and hospitals has been banned and people are required to only go out when necessary. Meanwhile, Da Nang authorities shut public beaches as well as dine-in eateries from June 20 after discovering 23 local infections however, pick-up and delivery services are still allowed to operate. As of June 20, 2021, Vietnam's Ministry of Health confirmed a total of 13,258 cases of COVID-19. 5,229 of the affected patients have recovered and has been discharged from hospitals. Vietnam has also recorded 66 COVID-19 related deaths. The latest community transmission cases have been reported from Ho Chi Minh City, Bac Giang, Bac Ninh, Tieng Giang, Nghe An, and Tra Vinh.
- Laos has extended its lockdown COVID-19 prevention measures across the country for a further 15 days as the community spread of Covid-19 in the nation's capital continues. Government Spokesperson and Minister to the Prime Minister's Office announced on June 19 regarding the efforts on the part of the nation to prevent the spread of COVID-19. She said that as the situation in neighboring countries remains risky and community spread continues in Vientiane Capital, the lockdown order, Prime Ministerial Order 15/PM, would be extended until midnight of July 4. Under the extended lockdown measures, contact tracing and coordination between local authorities and health officials, as well as testing and vaccinations will continue, however, existing health protocols will still be implemented.

Vaccine Update

- Vietnam's Health Ministry said on Sunday (June 20) that the government has received a shipment of 500,000 Sinopharm vaccine doses donated by China. Vietnam approved China's Sinopharm vaccine for emergency use in early June. The health ministry said in a statement that vaccines will be used for three groups: Chinese citizens in Vietnam, Vietnamese who have plan to work or study in China and people who live near the borders with China. Vietnam's domestic inoculation programme, which started in March, has so far relied heavily on around 4 million shots of AstraZeneca's vaccine. Nearly 2.4 million people in Vietnam have had one dose of a COVID-19 vaccine, while 115,315 have been fully vaccinated.
- The Philippine government has signed a supply agreement for 40 million doses of the COVID-19 vaccine developed by Pfizer and BioNTech. With the latest deal, the Philippines has secured the delivery of 113 million doses from five vaccine manufacturers - also including China's Sinovac with 26 million doses, Russia's Sputnik V with 10 million doses, 20 million doses from Moderna and 17 million doses

from AstraZeneca. The Philippines also expects vaccine deliveries from the international COVAX facility to reach 44 million doses, while 16 million doses of vaccines developed by Novavax and Johnson & Johnson are still under negotiation. The government official said that the Philippines will allow the Pfizer-BioNTech vaccine to be given to children aged 12 to 15, possibly starting later this year when the vaccine inventory will be increased and when the inoculation of the priority sectors has been completed.

- Indonesia's senior health ministry official said on June 19 that the country will receive 50 million doses of the COVID-19 vaccine jointly made by Pfizer and BioNTech. Pfizer vaccines will start arriving from August, with shipments of between 7.5 million to 12 million doses per month. As of June 19, 12.2 million people have received two doses of other vaccines. The country's President has ordered his Cabinet ministers and local governments to increase the number of people vaccinated each day to 1 million by next month. He added that currently, Indonesia is vaccinating half a million people a day.
- Malaysia's vaccine coordinating minister said on June 21 that the government projects 10% of the population to be fully vaccinated for COVID-19 by mid-July. He added that Putrajaya is looking to administer some eight million doses in June, with the aim of reaching 10.7 million doses by the middle of next month. So far, a total of 5.67 million doses have been administered, of which 1.6 million were second doses. Meanwhile, the health minister said that the Malaysian-made COVID-19 vaccine is now at the cloning stage. He said the development of the vaccine began in November last year by the Institute of Medical Research and Universiti Putra Malaysia. The research is being financed by the Health Ministry as well as the Science, Technology and Innovation Ministry. The vaccines being developed are the mRNA vaccine and inactivated vaccine in an effort to boost the country's vaccine development capacity and preparedness in facing future pandemics.
- Brunei's authority announced that a total of 50,400 doses of the COVID-19 Moderna vaccine arrived in Brunei from Spain on Sunday, the first batch out of the 200,000 doses of Moderna vaccine procured by the country. According to Brunei's Ministry of Health, the Brunei Darussalam Medicines Control Authority (BDMCA) has verified the safety and efficacy of the Moderna vaccine following a stringent scientific assessment process by the National COVID-19 Vaccines Technical Committee. The BDMCA has granted special authorization to administer the Moderna vaccine in Brunei.
- Laos has begun providing Sinopharm Covid-19 vaccines to people over the age of 60 and those with underlying medical conditions. Deputy Director of the Vientiane Capital Provincial Health Department said that the World Health Organization and the Ministry of Health have given the green light to vaccinate citizens over 60 years of age with the Sinopharm vaccine, as well as those with underlying health conditions. She added that authorities began a new round of Sinopharm, AstraZeneca, and Pfizer vaccinations last week, which will continue until June 25. Over 700,000 people in Laos have received the first dose of COVID-19 vaccines, while over 400,000 have received their second dose.

Travel Advisories (new update/s)

- Laos: Lao Airlines has announced it will resume domestic flights under strict COVID-19 safety measures from June 25. Domestic flights are to resume on 25 June in accordance with measures determined by the National Taskforce for COVID-19 Prevention and Control. Provinces that will see return flights include Luang Prabang, Pakse, Oudomxay, Luang Namtha, and Xieng Khouang. Laos extended its COVID-19 lockdown measures on June 19, with a provision of allowing domestic flights for passengers who have been fully vaccinated with doses of an approved COVID-19 vaccine. According to the extended lockdown measures, land and air transportation may resume

between Vientiane Capital and other provinces across the country for passengers who have been fully vaccinated with two doses of vaccine without a requirement of 14 days quarantine.

Cases and Deaths as of 21 June 2021

- As of 21 June 2021 (2PM, GMT+8), worldwide, there were **179,625,777** confirmed cases, including **3,885,672** deaths. Globally, Case Fatality Rate (CFR) is **2.2**.
- In **China**, there were **117,532** confirmed cases with **5,395** deaths, including deaths in Hong Kong (210) and Taiwan (549). Confirmed cases in China include confirmed cases in Hong Kong (11,887), Macau (52), and Taiwan (14,005).
- 4,532,032 confirmed cases** of COVID-19 have been reported in the ASEAN region with a total of **88,117 deaths**, with a CFR of **1.9**.

REGION	COUNTRY	FIRST CONFIRMED CASE(S)	LATEST REPORT ON CONFIRMED CASE(S)	TOTAL CONFIRMED CASES	NEW CASES (7-DAY ROLLING AVERAGE)	TOTAL DEATHS	NEW DEATHS (7-DAY ROLLING AVERAGE)	CASE FATALITY RATE	CUMULATIVE CASES/ 100,000	NUMBER OF TESTS LAST 14 DAYS/ 100,000	CUMULATIVE VACCINATED (% POPULATION WITH AT LEAST 1 DOSE)	CUMULATIVE FULLY VACCINATED	FULLY VACCINATED / 100,000
ASEAN REGION	Brunei	10 Mar 20	18-Jun-21	252	-	3	-	1.2%	58		54,164 (12.2)	11,808	2,700
	Cambodia	27 Jan 20	20-Jun-21	42,711	659 (612)	431	17 (14)	1.0%	259	534	3,138,584 (20.1)	2,623,466	15,690
	Indonesia	02 Mar 20	20-Jun-21	1,989,909	13,737(11,222)	54,662	371 (225)	2.7%	735	251	22,873,342 (9.3)	12,212,906	4,470
	Lao PDR	24 Mar 20	20-Jun-21	2,053	3 (8)	3	-	0.1%	29	299	742,607 (11.0)	440,530	6,050
	Malaysia	25 Jan 20	20-Jun-21	696,408	5,293 (5,557)	4,408	60 (71)	0.6%	2,180	2,924	3,957,687 (13.9)	1,553,033	4,800
	Myanmar	23 Mar 20	20-Jun-21	148,022	407 (348)	3,262	4 (3)	2.2%	274	58	1,772,177 (3.7)	1,222,723	2,250
	Philippines	30 Jan 20	20-Jun-21	1,359,015	5,795 (6,197)	23,621	83 (119)	1.7%	1,257	436	5,953,810 (6.6)	ND	ND
	Singapore	23 Jan 20	20-Jun-21	62,414	11 (20)	34	-	0.1%	1,094	15,102	2,700,446 (48.5)	1,990,940	34,030
	Thailand	13 Jan 20	20-Jun-21	218,131	3,682 (3,175)	1,629	20 (26)	0.7%	313	493	5,434,119 (7.9)	2,048,964	2,940
	Vietnam	23 Jan 20	20-Jun-21	13,117	497 (368)	64	- (1)	0.5%	14	658	2,244,061 (2.1)	115,315	120
				4,532,032	30,084	88,117	555	1.9%					

- 174,976,213 confirmed cases** of COVID-19 have been reported in **222 countries/states** (other than China, Hong Kong, Taiwan, Macau, and ASEAN countries):

REGION	COUNTRY	FIRST CONFIRMED CASE(S)	LATEST REPORT ON CONFIRMED CASE(S)	TOTAL CONFIRMED CASES	NEW CASES	TOTAL DEATHS	NEW DEATHS	CASE FATALITY RATE	CUMULATIVE CASES/ 100,000	NUMBER OF TESTS LAST 14 DAYS/ 100,000	CUMULATIVE IMMUNIZED	CUMULATIVE FULLY VACCINATED	FULLY VACCINATED/ 100,000
ASIA PACIFIC	Japan	16 Jan 2020	20-Jun-21	785,692	1,308	14,373	20	1.8%	622	506	20,763,123	8,124,014	6,420
	South Korea	20 Jan 2020	20-Jun-21	151,149	429	2,002	5	1.3%	292	667	14,233,045	3,884,710	7,580
	Nepal	24 Jan 2020	20-Jun-21	621,056	1,421	8,726	51	1.4%	2,171	367	2,500,196	731,653	2,510

Australia	25 Jan 2020	20-Jun-21	30,331	8	910	-	3.0%	118	2,491	5,650,274	841,202	3,300
Sri Lanka	27 Jan 2020	20-Jun-21	239,689	2,028	2,581	101	1.1%	1,099	931	2,430,811	787,007	3,680
India	30 Jan 2020	20-Jun-21	29,934,361	56,086	388,164	1,426	1.3%	2,191	1,500	221,493,259	49,415,053	3,580
Afghanistan	24 Feb 2020	20-Jun-21	103,902	1,996	4,215	93	4.1%	273		484,737	177,266	460
Pakistan	26 Feb 2020	20-Jun-21	948,268	1,050	21,977	37	2.3%	438	232	10,209,149	3,379,444	1,530
New Zealand	28 Feb 2020	20-Jun-21	2,718	4	26	-	1.0%	55	985	567,188	324,514	6,730
Bhutan	05 Mar 2020	20-Jun-21	1,924	35	1	-	0.1%	252	-	484,189		
Maldives	07 Mar 2020	20-Jun-21	71,896	187	206	1	0.3%	13,541	9,444	314,903	181,759	33,630
Bangladesh	08 Mar 2020	20-Jun-21	851,668	3,641	13,548	82	1.6%	522	133	5,823,245	4,259,460	2,590
Mongolia	10 Mar 2020	20-Jun-21	93,551	2,400	436	11	0.5%	2,901	3,198	1,907,878	1,691,679	51,600
Turkey	10 Mar 2020	20-Jun-21	5,370,299	5,091	49,185	63	0.9%	6,437	2,930	26,824,612	14,370,178	17,040
French Polynesia	12 Mar 2020	18-Jun-21	18,963	-	142	-	0.7%	6,790		64,749	54,644	19,450
Guam	15 Mar 2020	18-Jun-21	8,267	-	139	-	1.7%	4,942		98,779	85,080	51,320
New Caledonia	17 Mar 2020	20-Jun-21	129	-	-	-	0.0%	45		55,277	45,891	16,070
Fiji	18 Mar 2020	20-Jun-21	1,964	166	7	1	0.4%	221	2,626	237,940	4,599	510
Papua New Guinea	21 Mar 2020	17-Jun-21	16,933	-	173	-	1.0%	193	-	38,176		
Timor Leste	21 Mar 2020	20-Jun-21	8,707	105	19	-	0.2%	673		103,813	6,718	510
Northern Mariana Islands	28 Mar 2020	28-May-21	183	-	2	-	1.1%	320				
North Korea	24 Jul 2020	25-Jul-20	1	-	-	-	0.0%	0				
Solomon Islands	03 Oct 2020	16-Apr-21	20	-	-	-	0.0%	3		17,000	3,479	510
Wallis et Futuna	17 Oct 2020	06-May-21	445	-	7	-	1.6%	2,777		4,470	4,187	37,230
Marshall Islands	26 Oct 2020	17-Nov-20	4	-				7		17,788	15,329	26,240
Vanuatu	11 Nov 2020	21-Apr-21	4	-	1	-	25.0%	1		5,140		
Samoa	18 Nov 2020	12-Feb-21	3	-	-	-	0.0%	2		40,230		
Micronesia	11 Jan 2021	11-Jan-21	1	-				1		28,545	23,801	22,960
Palau	31 May 2021	14-Jun-21	2	-	-	-	0.0%	11		13,844	12,523	69,930

AMERICAS	Country	Start Date	End Date	Value 1	Value 2	Value 3	Value 4	Value 5	Value 6	Value 7	Value 8	Value 9	Value 10
	USA	21 Jan 2020	20-Jun-21	34,404,740	3,028	617,138	55	1.8%	10,482	1,558	176,737,141	149,125,164	44,590
	Canada	25 Jan 2020	20-Jun-21	1,408,735	596	26,075	21	1.9%	3,707	2,114	25,043,879	6,792,499	18,000
	Brazil	26 Feb 2020	19-Jun-21	17,885,449	-	500,973	-	2.8%	8,446	-	62,276,105	24,199,737	11,380
	Mexico	28 Feb 2020	19-Jun-21	2,475,705	-	231,151	-	9.3%	1,941	95	27,543,142	16,177,003	12,550
	Saint Martin	01 Mar 2020	17-Jun-21	2,133	-	12	-	0.6%	5,613				
	Ecuador	01 Mar 2020	20-Jun-21	446,441	855	21,293	9	4.8%	2,570	146	2,079,889	1,053,498	5,970
	Dominican Republic	01 Mar 2020	20-Jun-21	316,787	972	3,756	2	1.2%	2,950	388	4,422,388	2,412,686	22,240
	Chile	03 Mar 2020	20-Jun-21	1,517,018	5,743	31,513	121	2.1%	8,005	3,653	11,832,667	9,241,584	48,340
	Argentina	03 Mar 2020	20-Jun-21	4,268,789	10,395	89,043	301	2.1%	9,499	491	14,172,453	3,664,668	8,110
	Peru	05 Mar 2020	19-Jun-21	2,026,729	-	190,202	-	9.4%	6,234	-	3,777,819	2,359,228	7,160
	Costa Rica	06 Mar 2020	18-Jun-21	350,630	-	4,473	-	1.3%	6,947	1,158	1,409,778	740,742	14,540
	Colombia	06 Mar 2020	20-Jun-21	3,945,166	27,818	99,934	599	2.5%	7,837	1,953	9,736,151	4,326,156	8,500
	French Guiana	06 Mar 2020	18-Jun-21	26,450	-	137	-	0.5%	13,529				
	Martinique	06 Mar 2020	15-Jun-21	12,178	-	98	-	0.8%	2,813				
	Paraguay	07 Mar 2020	19-Jun-21	405,075	-	11,521	-	2.8%	5,750	1,297	422,474	240,330	3,370
	Panama	10 Mar 2020	19-Jun-21	393,144	-	6,468	-	1.6%	9,258	2,872	929,180	483,297	11,200
	Bolivia	10 Mar 2020	19-Jun-21	420,961	-	16,088	-	3.8%	3,656	1,169	1,615,514	565,938	4,850
	Honduras	11 Mar 2020	19-Jun-21	253,128	-	6,759	-	2.7%	2,597		439,563	58,000	590
	Cuba	11 Mar 2020	20-Jun-21	167,804	1,436	1,159	11	0.7%	1,481	1,875	2,187,097	835,812	7,380
	Guyana	11 Mar 2020	19-Jun-21	18,973	-	444	-	2.3%	2,424		223,659	92,157	11,720
	Jamaica	12 Mar 2020	20-Jun-21	49,668	61	1,033	2	2.1%	1,685	753	163,209	31,106	1,050
	St Vincent and the Grenadines	12 Mar 2020	19-Jun-21	2,192	-	12	-	0.5%	1,982		18,417		
	Saint Lucia	13 Mar 2020	19-Jun-21	5,211	-	80	-	1.5%	2,851		30,063	21,115	11,500
	Trinidad and Tobago	13 Mar 2020	20-Jun-21	30,619	106	737	5	2.4%	2,195	1,215	176,849	39,142	2,800
	Venezuela	13 Mar 2020	19-Jun-21	259,413	-	2,943	-	1.1%	910		1,079,134	223,858	790
	Guatemala	13 Mar 2020	19-Jun-21	279,947	-	8,645	-	3.1%	1,686	388	658,434	147,151	820
	Uruguay	13 Mar 2020	19-Jun-21	353,377	-	5,241	-	1.5%	10,208	5,706	2,144,591	1,373,462	39,540
	Curacao	13 Mar 2020	19-Jun-21	12,317	-	125	-	1.0%	7,818		87,994	76,045	46,340
	Puerto Rico	13 Mar 2020	20-Jun-21	272,058	282	2,540	1	0.9%	8,519		1,774,531	1,373,944	43,020
	Suriname	13 Mar 2020	19-Jun-21	19,748	-	454	-	2.3%	3,397		135,354	30,431	5,190

	Antigua and Barbuda	13 Mar 2020	04-Jun-21	1,263	-	42	-	3.3%	1,300		35,257	24,325	24,840
	Guadeloupe	13 Mar 2020	16-Jun-21	16,752	-	229	-	1.4%	3,781				
	Cayman Islands	13 Mar 2020	18-Jun-21	608	-	2	-	0.3%	936		47,001	40,527	61,670
	Aruba	14 Mar 2020	20-Jun-21	11,108	2	107	-	1.0%	10,448		66,774	56,797	53,200
	Bahamas	15 Mar 2020	19-Jun-21	12,295	-	241	-	2.0%	3,157		50,292	17,827	4,530
	US Virgin Islands	16 Mar 2020	19-Jun-21	3,768	-	30	-	0.8%	3,534		40,088	33,883	32,370
	Sint Maarten	17 Mar 2020	19-Jun-21	2,570	-	32	-	1.2%	6,309		19,541	14,498	33,810
	Montserrat	17 Mar 2020	14-Feb-21	20	-	1	-	5.0%	214		1,389	1,195	23,900
	Barbados	17 Mar 2020	19-Jun-21	4,041	-	47	-	1.2%	1,408		90,735	64,688	22,510
	El Salvador	18 Mar 2020	19-Jun-21	76,697	-	2,332	-	3.0%	1,188	-	1,425,927	1,040,634	16,040
	Nicaragua	18 Mar 2020	15-Jun-21	7,696	-	188	-	2.4%	118		167,500		
	Bermuda	18 Mar 2020	18-Jun-21	2,504	-	33	-	1.3%	3,918		41,198	35,662	57,270
	Haiti	19 Mar 2020	19-Jun-21	17,239	-	373	-	2.2%	153				
	Dominica	22 Mar 2020	17-Jun-21	191	-	-	-	0.0%	266		20,134	17,844	24,790
	Grenada	22 Mar 2020	12-May-21	161	-	1	-	0.6%	144		18,415	9,514	8,460
	Belize	23 Mar 2020	18-Jun-21	13,004	-	328	-	2.5%	3,331	1,999	76,148	21,256	5,350
	Turks and Caicos Islands	23 Mar 2020	13-Jun-21	2,423	-	18	-	0.7%	6,344		20,760	15,410	39,800
	Saint Kitts and Nevis	24 Mar 2020	19-Jun-21	330	-	1	-	0.3%	625		22,012	10,403	19,560
	British Virgin Islands	25 Mar 2020	15-May-21	248	-	1	-	0.4%	826		12,245	7,289	24,110
	Anguilla	26 Mar 2020	11-May-21	109	-	-	-	0.0%	822		9,119	5,818	38,780
	Caribbean Netherlands	01 Apr 2020	19-Jun-21	1,630	-	17	-	1.0%	9,050		5,726	1,665	6,350
	Falkland Islands	03 Apr 2020	22-Apr-21	63	-	-	-	0.0%	2,388		2,632	1,775	50,960
	Saint Pierre and Miquelon	05 Apr 2020	16-Jun-21	26	-	-	-	0.0%	371				
	Saint Barthelemy	25 Jul 2020	20-May-21	1,005	-	1	-	0.1%	11,893				
EUROPE	France	24 Jan 2020	20-Jun-21	5,757,311	1,815	110,738	14	1.9%	8,585		31,757,287	16,447,770	24,340
	Germany	27 Jan 2020	20-Jun-21	3,742,222	1,019	90,966	25	2.4%	4,501	990	42,065,100	25,301,843	30,200
	Finland	29 Jan 2020	20-Jun-21	94,334	65	967	-	1.0%	1,709	2,105	3,069,289	847,626	15,300
	Italy	30 Jan 2020	20-Jun-21	4,252,976	881	127,270	17	3.0%	7,053	3,271	31,209,990	15,551,753	25,720

Russian Federation	31 Jan 2020	20-Jun-21	5,316,826	17,611	129,361	450	2.4%	3,683	2,613	19,558,487	15,210,415	10,420
Spain	31 Jan 2020	18-Jun-21	3,757,442	-	80,652	-	2.1%	7,982	1,374	22,684,911	13,939,564	29,810
Sweden	31 Jan 2020	15-Jun-21	1,084,636	-	14,574	-	1.3%	10,545		4,315,017	2,416,335	23,930
United Kingdom of Great Britain	31 Jan 2020	20-Jun-21	4,630,040	9,072	127,976	6	2.8%	6,928	14,351	42,679,268	31,087,325	45,790
Belgium	05 Feb 2020	20-Jun-21	1,079,084	405	25,132	7	2.3%	9,396	3,551	6,269,902	3,504,854	30,240
Switzerland	25 Feb 2020	18-Jun-21	701,627	-	10,869	-	1.5%	8,182	2,305	3,918,450	2,486,866	28,730
Austria	25 Feb 2020	20-Jun-21	649,576	131	10,680	1	1.6%	7,317	43,815	4,442,272	2,484,430	27,590
Croatia	25 Feb 2020	20-Jun-21	359,173	58	8,174	5	2.3%	8,830	1,282	1,442,925	875,503	21,330
Norway	26 Feb 2020	20-Jun-21	129,275	50	790	-	0.6%	2,417	2,684	2,122,782	1,438,004	26,530
Romania	26 Feb 2020	20-Jun-21	1,080,256	53	32,326	18	3.0%	5,581	868	4,619,111	4,318,164	22,450
Estonia	26 Feb 2020	20-Jun-21	130,806	25	1,268	1	1.0%	9,860	3,105	542,466	353,404	26,640
Georgia	26 Feb 2020	20-Jun-21	358,881	521	5,160	12	1.4%	9,646	9,918	229,906	79,222	1,990
North Macedonia	26 Feb 2020	20-Jun-21	155,624	8	5,475	-	3.5%	7,470	1,278	274,710	199,143	9,560
Greece	26 Feb 2020	20-Jun-21	418,342	247	12,542	14	3.0%	3,904	3,881	4,468,526	3,171,374	30,430
Denmark	27 Feb 2020	20-Jun-21	291,652	189	2,530	-	0.9%	5,012	15,852	2,976,038	1,589,896	27,450
San Marino	27 Feb 2020	31-May-21	5,090	-	90	-	1.8%	15,032		21,880	21,880	64,470
Lithuania	27 Feb 2020	20-Jun-21	278,379	51	4,366	2	1.6%	9,989	4,814	1,207,723	880,724	32,350
Netherlands	27 Feb 2020	20-Jun-21	1,678,983	701	17,726	-	1.1%	9,687	798	8,610,697	4,756,088	27,760
Azerbaijan	27 Feb 2020	20-Jun-21	335,493	56	4,962	1	1.5%	3,347	848	1,908,805	1,007,149	9,930
Belarus	28 Feb 2020	20-Jun-21	410,678	582	3,044	9	0.7%	4,338	2,273	699,141	369,272	3,910
Iceland	28 Feb 2020	18-Jun-21	6,627	-	30	-	0.5%	1,834	-	238,814	153,725	45,050
Ireland	28 Feb 2020	20-Jun-21	269,048	288	4,941	-	1.8%	5,445	-	2,217,448	1,000,000	20,250
Monaco	29 Feb 2020	19-Jun-21	2,548	-	33	-	1.3%	6,539		18,836	15,129	38,550
Czech Republic	01 Mar 2020	20-Jun-21	1,666,025	64	30,280	2	1.8%	15,615		4,758,049	2,508,931	23,430
Luxembourg	01 Mar 2020	18-Jun-21	70,516	-	818	-	1.2%	11,375	10,866	283,338	185,008	29,560
Armenia	01 Mar 2020	20-Jun-21	224,227	60	4,498	2	2.0%	7,581	1,223	46,503		
Latvia	02 Mar 2020	20-Jun-21	136,810	74	2,496	3	1.8%	7,152	5,104	633,470	480,181	25,460
Portugal	02 Mar 2020	20-Jun-21	865,050	941	17,065	3	2.0%	8,424	4,312	4,823,722	2,613,441	25,630
Andorra	02 Mar 2020	18-Jun-21	13,842	-	127	-	0.9%	17,944	3,565	34,646	16,416	21,250

	Liechtenstein	03 Mar 2020	12-Jun-21	3,026	-	59	-	1.9%	7,959	3,330	17,873	10,733	28,140
	Ukraine	03 Mar 2020	20-Jun-21	2,229,523	479	52,016	24	2.3%	5,023	661	1,722,325	359,777	820
	Slovenia	04 Mar 2020	20-Jun-21	256,982	26	4,412	-	1.7%	12,308	1,300	799,117	593,482	28,550
	Hungary	04 Mar 2020	18-Jun-21	807,428	-	29,950	-	3.7%	8,264	1,262	5,389,058	4,360,313	45,140
	Poland	04 Mar 2020	20-Jun-21	2,878,767	133	74,828	5	2.6%	7,582	1,463	16,127,860	11,136,832	29,430
	Faroe Islands	04 Mar 2020	19-Jun-21	761	-	1	-	0.1%	1,563		25,868	15,785	32,300
	Bosnia and Herzegovina	05 Mar 2020	18-Jun-21	204,814	-	9,630	-	4.7%	6,205	736	252,499	63,281	1,930
	Gibraltar	05 Mar 2020	20-Jun-21	4,321	2	94	-	2.2%	12,822		39,133	38,698	114,860
	Slovakia	06 Mar 2020	20-Jun-21	391,325	28	12,492	6	3.2%	7,175	9,654	1,927,644	1,238,271	22,680
	Serbia	06 Mar 2020	20-Jun-21	715,753	60	7,001	4	1.0%	10,306	1,442	2,681,511	2,389,243	35,110
	Vatican City	06 Mar 2020	17-Oct-20	27	-	-	-	0.0%	2,932				
	Malta	07 Mar 2020	20-Jun-21	30,589	1	420	-	1.4%	6,086	3,625	350,092	282,709	64,030
	Moldova	07 Mar 2020	20-Jun-21	256,140	37	6,170	2	2.4%	9,638	2,323	398,376	219,841	5,450
	Bulgaria	08 Mar 2020	20-Jun-21	421,032	27	17,990	1	4.3%	6,036	2,009	909,571	747,471	10,760
	Albania	09 Mar 2020	20-Jun-21	132,490	2	2,454	-	1.9%	4,642	648	511,175	351,453	12,210
	Cyprus	09 Mar 2020	19-Jun-21	73,582	-	374	-	0.5%	6,139	36,978	443,121	296,244	33,820
	Channel Islands	09 Mar 2020	13-Jun-21	825	-	17	-	2.1%	1,265		32,969	13,618	20,310
	Jersey	10 Mar 2020	18-Jun-21	3,301	-	69	-	2.1%	3,635		65,146	51,461	50,910
	Kazakhstan	13 Mar 2020	20-Jun-21	408,650	1,119	4,234	8	1.0%	2,207	-	2,719,987	1,625,866	8,660
	Kosovo	13 Mar 2020	18-Jun-21	107,577	-	2,240	-	2.1%	5,996				
	Uzbekistan	15 Mar 2020	20-Jun-21	106,025	415	718	-	0.7%	316		1,623,764	1,002,919	3,000
	Greenland	16 Mar 2020	15-Jun-21	49	-	-	-	0.0%	87		21,863	10,312	18,160
	Montenegro	17 Mar 2020	20-Jun-21	100,075	20	1,605	-	1.6%	16,086		147,875	126,639	20,160
	Kyrgyzstan	18 Mar 2020	20-Jun-21	115,030	730	1,931	6	1.7%	1,782		88,178	47,400	730
	Isle of Man	19 Mar 2020	09-Jun-21	1,599	-	29	-	1.8%	1,890		62,415	32,215	37,890
	Tajikistan	30 Apr 2020	10-Jan-21	13,308	-	90	-	0.7%	143		89,121	13,590	140
MIDDLE EAST	UAE	29 Jan 2020	20-Jun-21	612,029	1,850	1,757	5	0.3%	6,264	26,034	5,081,853	3,836,521	38,790
	Iran	19 Feb 2020	20-Jun-21	3,095,135	8,161	82,965	111	2.7%	3,733	2,120	3,984,095	808,786	960
	Israel	21 Feb 2020	20-Jun-21	839,867	37	6,428	-	0.8%	9,277	2,635	5,491,534	5,149,382	59,490
	Lebanon	21 Feb 2020	19-Jun-21	543,371	-	7,819	-	1.4%	7,926	1,588	760,592	368,127	5,390
	Kuwait	24 Feb 2020	20-Jun-21	339,032	1,661	1,870	8	0.6%	8,059	3,086	2,875,000	38,000	890
	Oman	24 Feb 2020	20-Jun-21	248,043	1,637	2,710	27	1.1%	4,986		535,578	184,621	3,620

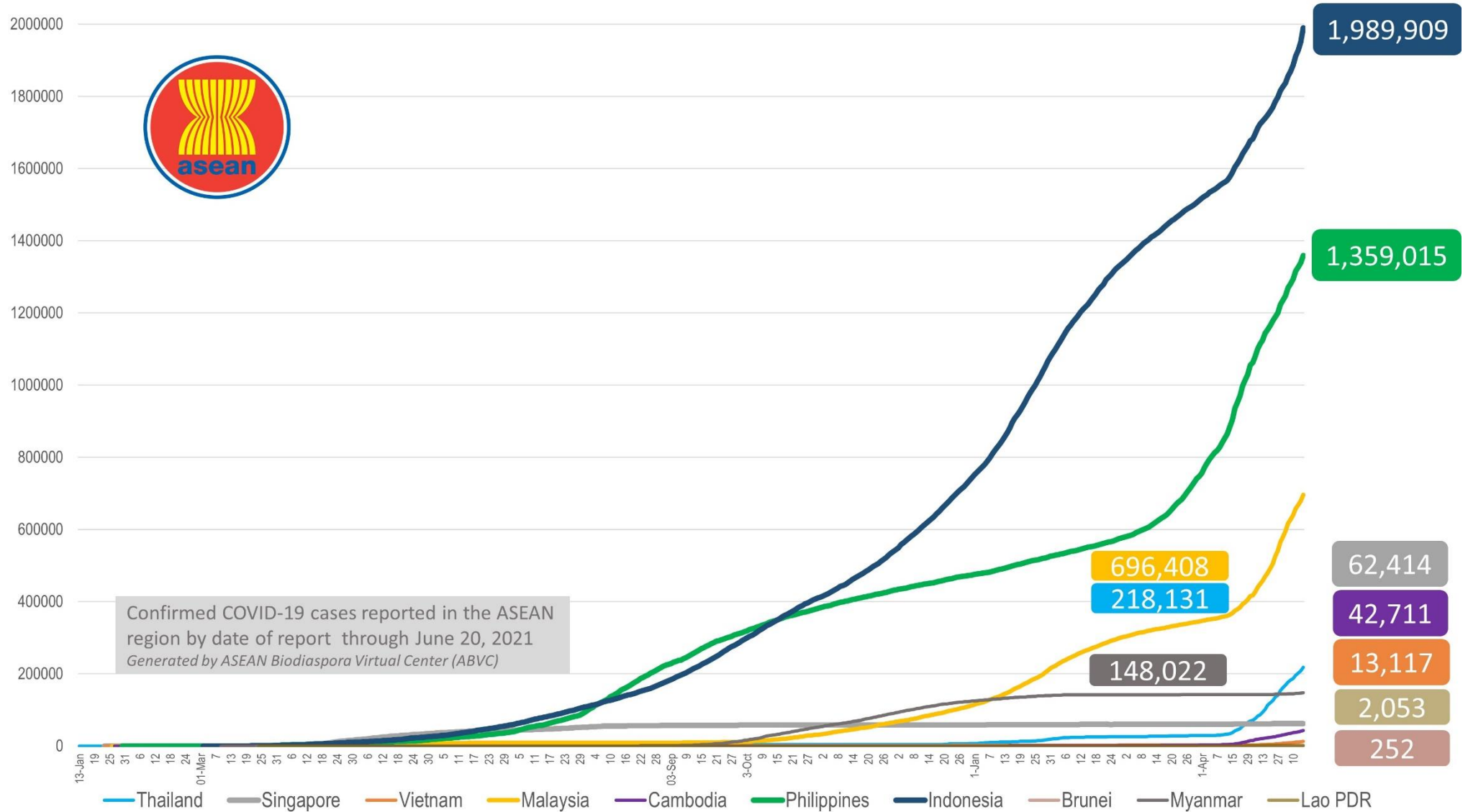
	Bahrain	24 Feb 2020	20-Jun-21	262,892	465	1,306	9	0.5%	16,019	9,529	1,041,584	890,922	52,360
	Iraq	24 Feb 2020	20-Jun-21	1,287,465	4,160	16,885	25	1.3%	3,275	854	494,524	209,296	520
	Qatar	29 Feb 2020	20-Jun-21	220,800	107	583	1	0.3%	7,796	1,592	1,616,899	1,259,610	43,720
	Saudi Arabia	02 Mar 2020	20-Jun-21	474,191	1,079	7,677	14	1.6%	1,384	2,556			
	Jordan	02 Mar 2020	20-Jun-21	746,480	502	9,662	6	1.3%	7,390	2,191	2,043,855	870,480	8,530
	Palestine	05 Mar 2020	20-Jun-21	341,514	68	3,819	1	1.1%	7,289		445,598	270,795	5,310
	Syria	22 Mar 2020	20-Jun-21	25,118	42	1,845	4	7.3%	147		71,519		
	Yemen	10 Apr 2020	20-Jun-21	6,885	8	1,355	2	19.7%	24		235,855		
AFRICA	Egypt	14 Feb 2020	19-Jun-21	276,756	-	15,829	-	5.7%	276		3,117,818	676,889	660
	Algeria	25 Feb 2020	20-Jun-21	135,821	235	3,631	7	2.7%	315		2,500,000		
	Nigeria	28 Feb 2020	19-Jun-21	167,206	-	2,117	-	1.3%	83	49	1,964,095	261,670	130
	Tunisia	02 Mar 2020	20-Jun-21	382,950	1,775	14,038	78	3.7%	3,275	741	1,079,490	380,290	3,220
	Morocco	02 Mar 2020	20-Jun-21	526,651	288	9,238	1	1.8%	1,444	284	9,375,240	8,118,841	22,000
	Senegal	02 Mar 2020	20-Jun-21	42,404	71	1,158	-	2.7%	260	96	480,311	152,337	910
	South Africa	05 Mar 2020	20-Jun-21	1,823,319	13,155	58,702	112	3.2%	3,114	866	2,069,346	479,768	810
	Cameroon	06 Mar 2020	16-Jun-21	80,328	-	1,313	-	1.6%	310		72,111	17,069	60
	Togo	06 Mar 2020	20-Jun-21	13,721	6	128	1	0.9%	170	114	270,784	76,462	920
	Burkina Faso	09 Mar 2020	19-Jun-21	13,468	-	167	-	1.2%	66		17,775		
	Democratic Republic of Congo	10 Mar 2020	20-Jun-21	37,809	290	879	6	2.3%	44		34,330	2,609	-
	Ivory Coast	11 Mar 2020	19-Jun-21	48,031	-	307	-	0.6%	187	67	722,073		
	Reunion	11 Mar 2020	16-Jun-21	28,441	-	220	-	0.8%	3,661				
	Ghana	13 Mar 2020	14-Jun-21	94,913	-	793	-	0.8%	312	80	852,047	376,169	1,210
	Guinea	13 Mar 2020	19-Jun-21	23,450	-	168	-	0.7%	184		336,515	116,136	880
	Gabon	13 Mar 2020	19-Jun-21	24,864	-	158	-	0.6%	1,144		29,400	12,337	550
	Sudan	13 Mar 2020	16-Jun-21	36,347	-	2,737	-	7.5%	85		453,690	86,153	200
	Kenya	13 Mar 2020	20-Jun-21	179,075	283	3,456	9	1.9%	341	-	994,622	186,966	350
	Ethiopia	13 Mar 2020	20-Jun-21	275,194	158	4,283	3	1.6%	246	45	1,894,717		
	Central African Republic	14 Mar 2020	07-Jun-21	7,101	-	98	-	1.4%	150		41,095	1,549	30
	Seychelles	14 Mar 2020	18-Jun-21	14,123	-	55	-	0.4%	14,467		70,660	67,016	68,150
	Rwanda	14 Mar 2020	20-Jun-21	30,813	296	382	3	1.2%	244	483	350,400	228,169	1,760
	Namibia	14 Mar 2020	20-Jun-21	73,164	1,403	1,161	27	1.6%	2,933	1,219	104,103	19,851	780
Swaziland	14 Mar 2020	20-Jun-21	18,811	11	677	-	3.6%	1,638		35,227			
Mauritania	14 Mar 2020	19-Jun-21	20,314	-	480	-	2.4%	449	-	42,333	6,902	150	
Mayotte	14 Mar 2020	15-Jun-21	19,389	-	174	-	0.9%	12,191					
Equatorial Guinea	15 Mar 2020	18-Jun-21	8,698	-	120	-	1.4%	641		148,579	108,567	7,740	
Republic of Congo	15 Mar 2020	17-Jun-21	12,298	-	161	-	1.3%	229		22,623	15,645	280	
Benin	16 Mar 2020	15-Jun-21	8,140	-	103	-	1.3%	69	-	21,834	4,790	40	

Liberia	16 Mar 2020	18-Jun-21	2,834	-	95	-	3.4%	57		66,884	553	10
Tanzania	16 Mar 2020	08-May-20	509	-	21	-	4.1%	1				
Somalia	16 Mar 2020	19-Jun-21	14,852	-	775	-	5.2%	96		135,107	23,602	150
Gambia	17 Mar 2020	16-Jun-21	6,024	-	181	-	3.0%	257	-	30,421	10,389	430
Zambia	17 Mar 2020	20-Jun-21	129,033	2,060	1,644	49	1.3%	722	696	142,089	6,215	30
Mauritius	18 Mar 2020	14-Jun-21	1,701	-	18	-	1.1%	134		247,673	207,569	16,320
Djibouti	18 Mar 2020	19-Jun-21	11,587	-	155	-	1.3%	1,190		12,547	8,810	890
Niger	19 Mar 2020	19-Jun-21	5,469	-	193	-	3.5%	23		172,812	13,395	60
Chad	19 Mar 2020	19-Jun-21	4,946	-	174	-	3.5%	31		5,324		
Zimbabwe	20 Mar 2020	20-Jun-21	41,779	151	1,672	6	4.0%	285	195	693,568	414,635	2,790
Cape Verde	20 Mar 2020	19-Jun-21	31,964	-	281	-	0.9%	5,812		45,013	2,930	530
Madagascar	20 Mar 2020	20-Jun-21	42,123	36	901	5	2.1%	156	16	150,329		
Uganda	21 Mar 2020	18-Jun-21	71,543	-	660	-	0.9%	162	166	812,118	4,129	10
Eritrea	21 Mar 2020	20-Jun-21	5,362	26	19	-	0.4%	151				
Angola	21 Mar 2020	19-Jun-21	37,604	-	856	-	2.3%	118		822,109	492,266	1,500
Mozambique	22 Mar 2020	20-Jun-21	72,507	140	848	1	1.2%	239	34	320,129	74,801	240
Libya	24 Mar 2020	20-Jun-21	190,748	-	3,174	-	1.7%	2,814		351,408		
Guinea-Bissau	25 Mar 2020	19-Jun-21	3,825	-	69	-	1.8%	199		18,706		
Mali	25 Mar 2020	20-Jun-21	14,381	1	524	-	3.6%	73		121,077	42,141	210
Botswana	30 Mar 2020	17-Jun-21	63,247	-	940	-	1.5%	2,745		150,019		
Sierra Leone	31 Mar 2020	20-Jun-21	4,816	114	82	-	1.7%	62		77,958	13,831	170
Burundi	31 Mar 2020	19-Jun-21	5,121	-	8	-	0.2%	44				
Malawi	02 Apr 2020	19-Jun-21	34,832	-	1,168	-	3.4%	187	-	383,273	37,412	200
South Sudan	05 Apr 2020	19-Jun-21	10,770	-	115	-	1.1%	97	-	17,350	1,513	10
Sao Tome and Principe	06 Apr 2020	19-Jun-21	2,362	-	37	-	1.6%	1,098		12,374	11,544	5,270
Comoros	30 Apr 2020	19-Jun-21	3,908	-	146	-	3.7%	459		43,140	41,220	4,740
Lesotho	13 May2020	20-Jun-21	11,081	71	329	2	3.0%	521		36,637	122	10

174,976,213 205,642 3,792,160 4,189 2.2%

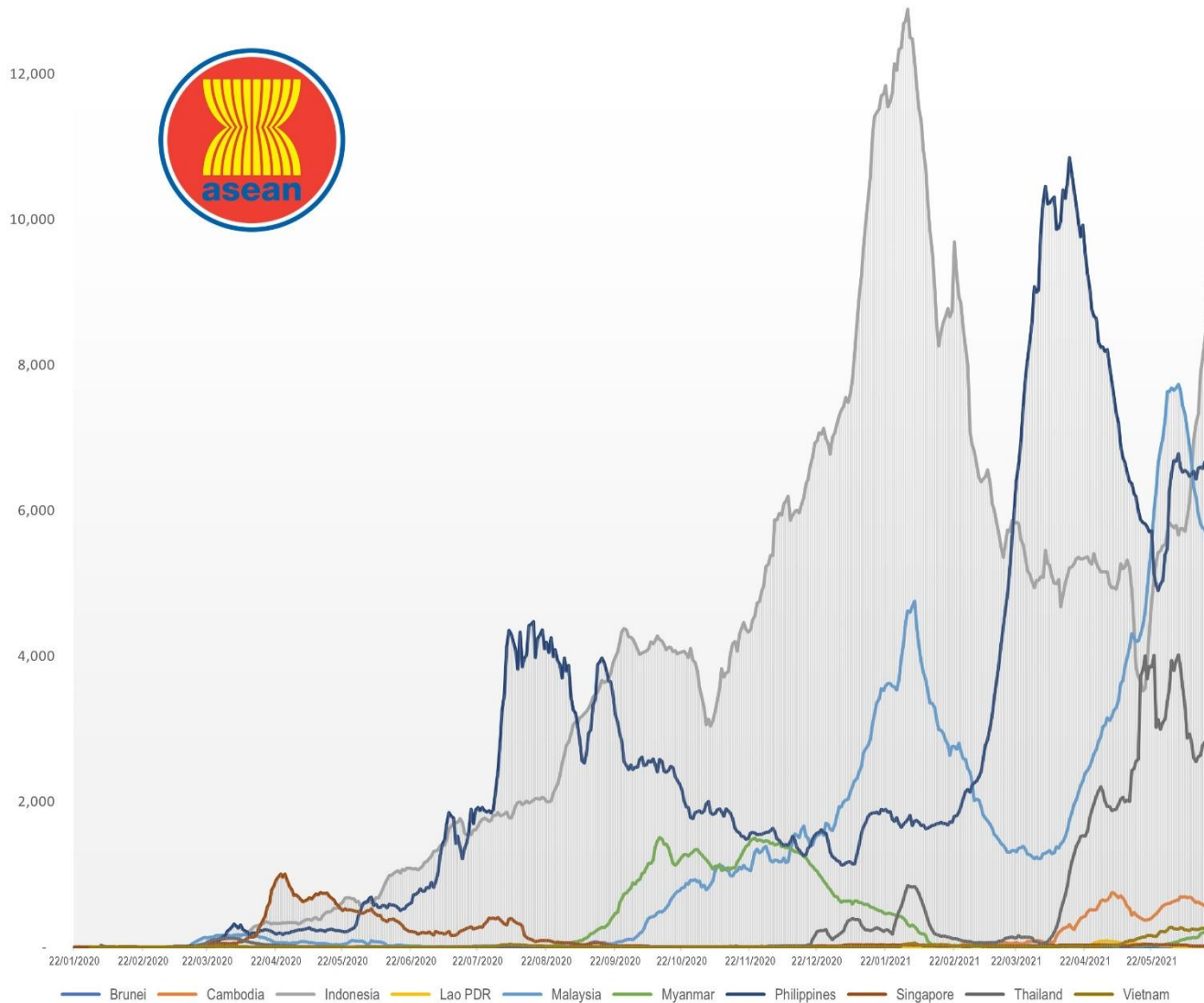
COVID-19 Epi curve among ASEAN Countries

as of 20 June 2021



7-Day Rolling Average of COVID-19 new cases

as of 20 June 2021

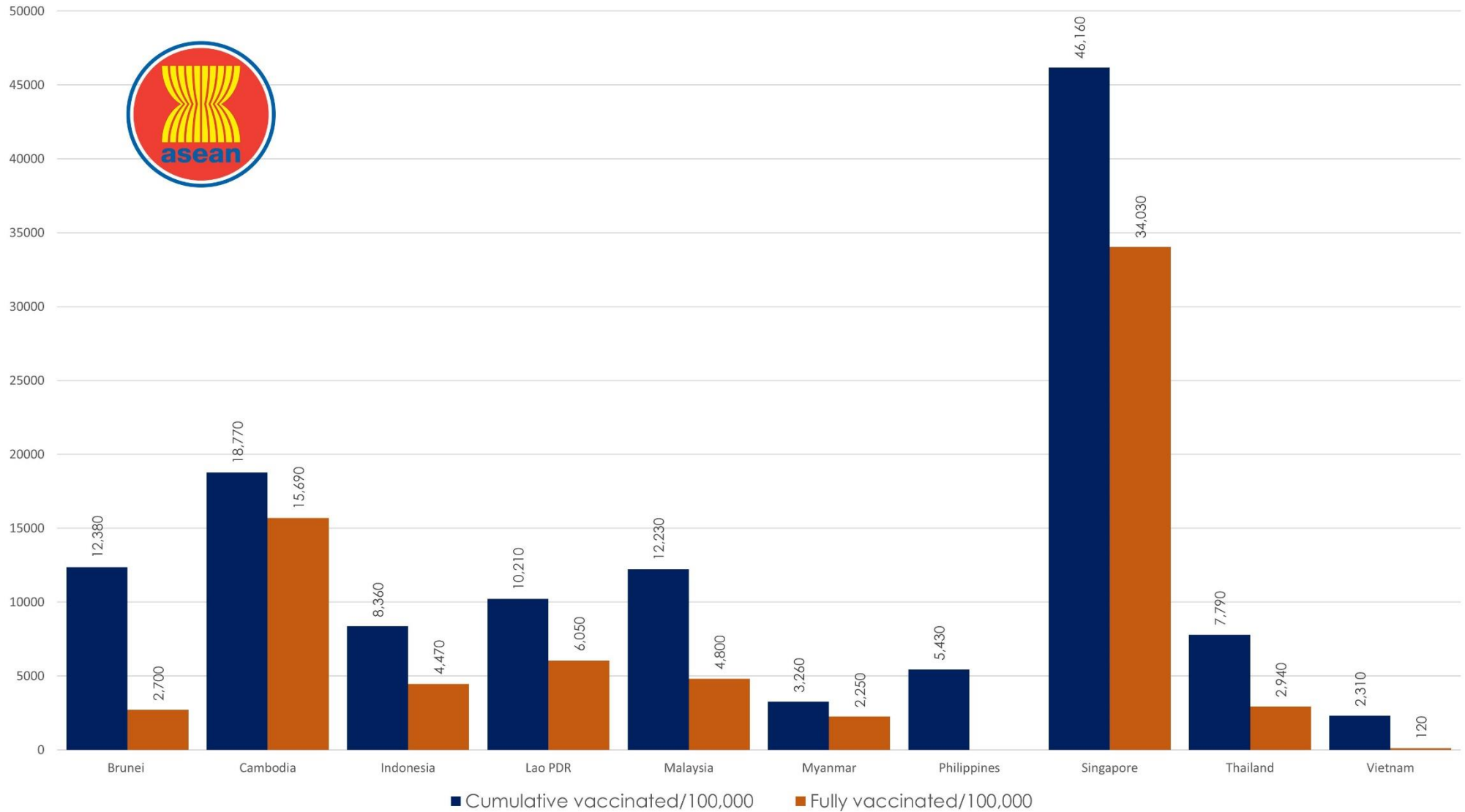


ASEAN Country	New Cases Rate of Change 7-Day Window*	P value
Brunei	-0.061	0.099
Cambodia	5.444	0.161
Indonesia	547.663	0
Lao PDR	0.311	0.166
Malaysia	-37.658	0.011
Myanmar	26.974	0
Philippines	-62.689	0.023
Singapore	1.276	0.002
Thailand	68.24	0.001
Vietnam	19.255	0

*Beta coefficient of linear line of best fit; equal to the rate of change in the 7-day rolling average of new cases over the past 7 days (as of June 20, 2021)

COVID-19 Vaccination Status

as of 20 June 2021



Re-opening Tracker

Reopening Tracker is designed by Bluedot to anticipate the date that countries/regions around the globe might end the cycle of lockdowns and return to open society. We incorporate three "requirements" to anticipate this:

- At least 80% of the high-risk population has been vaccinated with at least one dose of a COVID-19 vaccine.
 - Our first requirement for a stable reopening is at least 80% of the population within the following groups having received at least one dose of a COVID-19 vaccine: those ages 65 and above; those considered clinically vulnerable based on pre-existing health conditions; and healthcare workers. We estimate the total high-risk population per country/region because these population groups have higher exposure risks and/or higher rates of severe illness leading to hospitalizations and deaths. High vaccination coverage in these high-risk populations is likely correlated with a lower rate of hospitalizations and deaths in a given location.
- At least 65% of the total population has a level of immunity to COVID-19; they have either recovered from COVID-19 or have been vaccinated with at least one dose of a COVID-19 vaccine.
 - Our second requirement is at least 65% of the total population either having received at least one dose of a COVID-19 vaccine or having already recovered from SARS-CoV-2, thereby having a level of immunity.⁷ Tracking the vaccination rate of the total population is likely to correlate to lower disease transmission including against more transmissible COVID variants. For some locations, a high total vaccination rate can be associated with a "stable reopening", which is to say a gradual reduction in restrictive government policies without leading to a surge in hospitalizations and further restrictions.
- Case levels are generally low, and are either steady or declining.
 - Finally, we consider daily reported case levels to qualify a location for stable reopening, since any additional cases requiring hospitalization in a burdened healthcare system may cause setbacks to reopening plans. In addition to meeting Requirements 1 and 2, a location must also have a low level of cases. We define a low level of cases as a 7-day rolling average number of daily new cases that is <10 cases per 100,000, with each day's past-14-day test positivity is consistently <5% (*i.e.* number of cases reported over the past 14 days divided by the number of tests reported over the past 14 days). Test positivity greater than 5% may suggest that reported case counts are an under-estimate of the true situation in the country. The timeframe of monitoring the test positivity for two weeks was based on guidance from the WHO. In addition to daily cases and test positivity thresholds, the rate of change in daily cases must be steady or declining (defined as the 7-day rolling average being within 10% of the value calculated 14 days prior or decreasing by more than 10%).

Taken together, these three requirements provide an at-a-glance understanding of a jurisdiction's progress against COVID-19. We will continue to evaluate the thresholds in each requirement as data emerges from additional countries that have vaccinated high proportions of their population. Currently, we are evaluating these thresholds in the context of the Delta variant (B.1.617.2) and may adjust them in future release if appropriate.

ASEAN MEMBER STATE	REQUIREMENT					
	At least 80% of the high-risk population has been vaccinated with at least one dose of a COVID-19 vaccine.		At least 65% of the total population has a level of immunity to COVID-19; either recovered from COVID-19 or have been vaccinated with at least one dose of a COVID-19 vaccine.		Case levels are generally low (a 7-day rolling average number of daily new cases that is <10 cases per 100,000, with each day's past-14-day test positivity is consistently <5%).	
	% of High risk population with one dose	Projected Completion Date	% of Total population with one dose	Projected Completion Date	Daily cases/100,000	Test positivity last 14 days
Brunei	41.9	Oct 2021	12.2	-	0.999	ND
Cambodia	77.2	Sept 2021	20.1	>12 mo	3.547	8.5
Indonesia	33.7	Jan 2022	9.3	>12 mo	3.942	13.3
Lao PDR	36.0	-	11.0	-	0.120	0.4
Malaysia	43.1	-	13.9	-	17.398	6.8
Myanmar	13.1	-	3.7	-	0.630	7.9
Philippines	22.3	Nov 2021	6.6	Mar 2022	5.292	14.0
Singapore	>80.0	May 2021	48.5	Aug 2021	0.351	0.0
Thailand	15.5	-	7.9	-	4.379	5.4
Vietnam	7.7	-	2.1	-	0.353	0.4



Report generated by
ASEAN Biodiaspora Virtual Center (ABVC)
 in collaboration with **Bluedot Inc.**
 Email: support@biodiaspora.org

