

COVID-19 Situational Report in the ASEAN Region

ASEAN Biodiaspora Virtual Center (ABVC)

as of July 21, 2021



COVID-19: Highlights and Situation Overview

Global Update

- Worldwide, there have been over 192 million cases and over 4 million deaths attributed to COVID-19.

Regional Update

- Indonesian President Joko Widodo said on Tuesday (July 20) that the country's COVID-19 cases have fallen and if the trend continues, the current restrictions will gradually be lifted by July 26. Indonesia had imposed COVID-19 restrictions since July 3 for the island of Java and Bali, which include curbing travel and shutting malls. People's movements are restricted according to the sectors they work in, and only employees in critical sectors such as energy and health are allowed to go back to the workplace. COVID-19 cases in Indonesia are currently among the highest globally where cases have been around 50,000 daily in the past week. On Tuesday, authorities reported 38,325 new COVID-19 cases bringing the total number of cases in Indonesia to more than 2.9 million.
- Singapore will again tighten restrictions from Thursday (July 22) as the country returns to Phase 2 (Heightened Alert) amid a spike in COVID-19 cases. This comes as several clusters linked to the Jurong Fishery Port have emerged, especially in wet markets and hawker food centres. According to the Ministry of Health, there was an average of 46 community cases detected per day specifically between July 12 and August 18. Under the restriction, dining-in will be suspended and group sizes for social gatherings will be reduced from five to two. Work-from-home will be the default at workplaces and employers must ensure that employees who are able to work from home do so. There should also be no cross-deployment of workers to multiple worksites. Congregational and other worship services may continue with up to 100 people with pre-event testing, and up to 50 people without pre-event testing. This is down from the 250 people allowed under current restrictions, with pre-event testing.
- Thailand's cabinet on Tuesday (July 20) extended the state of emergency nationwide for two months until the end of September, to cope with the local COVID-19 situation. Deputy government spokeswoman said extension was from August 1 to September 30, as proposed by the National Security Council (NSC). She added that the decision was a response to the thousands of new Covid-19 cases being recorded daily in Greater Bangkok, where the more transmissible COVID-19 variants were spreading and being carried by workers returning to their home provinces.

Vaccine Update

- The Philippines authority announced on July 21 that there about 5 million individuals who have been fully vaccinated. Presidential spokesperson also disclosed in an online press briefing that the country has already administered 15.6 million doses of different COVID-19 vaccines since the government launched its vaccination campaign in March. Additionally, he added that 10,585,261 individuals have now received their first dose while 5,031,301 of them have already received their second dose or are fully vaccinated. This Wednesday, more than 500,000 doses of the COVID-19 vaccine developed by Pfizer-BioNTech are expected to arrive in the country and that some 2.5 million doses of the COVID-19 vaccine made by China's Sinovac will also be delivered this week.
- Malaysia's Special Committee on COVID-19 Vaccine Supply (JKJAV) reported that a total of 15,071,814 doses of Covid-19 vaccine have been administered in Malaysia as of Tuesday (July 20). A total of 10,301,905 people (or 44% of the adult population) have received their

first dose while 4,769,909 (or 20.4% of the adult population) had received both doses or have been fully vaccinated. It also said that a total of 299,593 doses of Covid-19 vaccines were administered on Tuesday (July 20) where 204,064 individuals had received their first doses while another 95,529 people completed their second dose

Travel Advisories (new update/s)

- Singapore: Singapore's Ministry of Transport (MOT) said on Tuesday (July 20) that discussions on the Singapore-Hong Kong air travel bubble will resume only when the COVID-19 situation allows given the recent surge in community cases and the imposition of Phase 2 (Heightened Alert) measures in Singapore until August 18.

Cases and Deaths as of 20 July 2021

- As of 20 July 2021 (2PM, GMT+8), worldwide, there were **192,038,288** confirmed cases, including **4,116,140** deaths. Globally, Case Fatality Rate (CFR) was **2.1**.
- In **China**, there were **119,720** confirmed cases with **5,617** deaths, including deaths in Hong Kong (212) and Taiwan (769). Confirmed cases in China include confirmed cases in Hong Kong (11,959), Macau (55), and Taiwan (15,429).
- **6,193,312 confirmed cases** of COVID-19 have been reported in the ASEAN region with a total of **118,983 deaths**, with a CFR of **1.9**.

REGION	COUNTRY	FIRST CONFIRMED CASE(S)	LATEST REPORT ON CONFIRMED CASE(S)	TOTAL CONFIRMED CASES	NEW CASES (7-DAY ROLLING AVERAGE)	TOTAL DEATHS	NEW DEATHS (7-DAY ROLLING AVERAGE)	CASE FATALITY RATE	CUMULATIVE CASES/ 100,000	NUMBER OF TESTS LAST 14 DAYS/ 100,000	CUMULATIVE VACCINATED	CUMULATIVE FULLY VACCINATED	FULLY VACCINATED / 100,000
ASEAN REGION	Brunei	10-Mar-20	17-Jul-21	283	(1)	3	-	1.1%	65		106,556	19,195	4,390
	Cambodia	27-Jan-20	19-Jul-21	67,971	790 (872)	1,128	22 (29)	1.7%	412	1,181	5,912,545	4,131,057	24,710
	Indonesia	02-Mar-20	19-Jul-21	2,911,733	34,257 (49,158)	74,920	1,338 (1,081)	2.6%	1,076	544	41,673,464	16,274,150	5,950
	Lao PDR	24-Mar-20	18-Jul-21	3,426	(86)	5	-	0.1%	48	22	1,038,254	670,727	9,220
	Malaysia	25-Jan-20	19-Jul-21	927,533	10,972 (11,809)	7,148	129 (127)	0.8%	2,903	3,240	9,815,735	4,531,550	14,000
	Myanmar	23-Mar-20	19-Jul-21	234,710	5,189 (5,355)	5,281	281 (193)	2.3%	434	203	1,840,758	1,527,284	2,810
	Philippines	30-Jan-20	19-Jul-21	1,513,396	5,641 (5,048)	26,786	72 (110)	1.8%	1,400	393	10,177,126	4,288,660	3,910
	Singapore	23-Jan-20	19-Jul-21	63,245	172 (75)	36	-	0.1%	1,109	11,130	4,136,551	2,676,171	45,740
	Thailand	13-Jan-20	19-Jul-21	415,170	11,784 (10,020)	3,422	81 (90)	0.8%	596	492	10,780,762	3,443,330	4,930
	Vietnam	23-Jan-20	19-Jul-21	55,845	4,843 (3,624)	254	29 (19)	0.5%	58	595	3,977,431	306,475	310
				6,193,312	73,648	118,983	1,952	1.9%					

- **185,725,256 confirmed cases** of COVID-19 have been reported in **222 countries/states** (other than China, Hong Kong, Taiwan, Macau, and ASEAN countries):

REGION	COUNTRY	FIRST CONFIRMED CASE(S)	LATEST REPORT ON CONFIRMED CASE(S)	TOTAL CONFIRMED CASES	NEW CASES	TOTAL DEATHS	NEW DEATHS	CASE FATALITY RATE	CUMULATIVE CASES/ 100,000	NUMBER OF TESTS LAST 14 DAYS/ 100,000	CUMULATIVE IMMUNIZED	CUMULATIVE FULLY VACCINATED	FULLY VACCINATED/ 100,000
ASIA PACIFIC	Japan	16 Jan 2020	19-Jul-21	844,347	2,329	15,006	13	1.8%	669	493	42,640,078	27,411,127	21,670
	South Korea	20 Jan 2020	19-Jul-21	179,203	1,252	2,058	1	1.1%	347	629	16,133,084	6,565,472	12,810
	Nepal	24 Jan 2020	19-Jul-21	668,751	1,642	9,582	32	1.4%	2,338	247	2,999,214	1,129,908	3,880
	Australia	25 Jan 2020	19-Jul-21	32,017	118	914	-	2.9%	125	4,018	7,265,578	2,801,868	10,990
	Sri Lanka	27 Jan 2020	19-Jul-21	286,419	1,487	3,827	48	1.3%	1,314	582	5,578,909	1,668,074	7,790
	India	30 Jan 2020	19-Jul-21	31,172,955	29,360	414,511	370	1.3%	2,281	1,482	321,893,762	83,037,953	6,020
	Afghanistan	24 Feb 2020	19-Jul-21	142,414	1,802	6,266	119	4.4%	374	-	770,229	219,159	560
	Pakistan	26 Feb 2020	19-Jul-21	991,727	2,452	22,811	30	2.3%	458	235	9,308,890	4,550,696	2,060
	New Zealand	28 Feb 2020	19-Jul-21	2,817	3	26	-	0.9%	57	1,404	839,554	564,789	11,710
	Bhutan	05 Mar 2020	19-Jul-21	2,427	6	2	-	0.1%	318	-	485,497	1,563	200
	Maldives	07 Mar 2020	19-Jul-21	76,019	140	216	-	0.3%	14,317	11,132	320,457	255,280	47,230
	Bangladesh	08 Mar 2020	19-Jul-21	1,117,310	13,321	18,125	231	1.6%	685	219	5,823,265	4,284,959	2,600
	Mongolia	10 Mar 2020	19-Jul-21	148,424	1,171	740	6	0.5%	4,602	1,911	2,107,044	1,823,833	55,630
	Turkey	10 Mar 2020	19-Jul-21	5,537,386	7,667	50,604	50	0.9%	6,637	-	38,965,125	20,832,201	24,700
	French Polynesia	12 Mar 2020	16-Jul-21	19,085	-	144	-	0.8%	6,833	-	75,504	66,019	23,500
	Guam	15 Mar 2020	16-Jul-21	8,477	-	142	-	1.7%	5,067	-	105,889	95,400	57,550
	New Caledonia	17 Mar 2020	19-Jun-21	129	-	-	-	0.0%	45	-	60,764	54,454	19,070
	Fiji	18 Mar 2020	19-Jul-21	18,298	1,827	113	28	0.6%	2,056	3,059	353,355	66,643	7,430
	Papua New Guinea	21 Mar 2020	17-Jul-21	17,464	-	187	-	1.1%	199	-	50,460	710	10
	Timor Leste	21 Mar 2020	19-Jul-21	10,128	28	26	-	0.3%	783	-	237,927	43,356	3,290
Northern Mariana Islands	28 Mar 2020	28-May-21	183	-	2	-	1.1%	320	-	30,986	28,342	49,830	
North Korea	24 Jul 2020	25-Jul-20	1	-	-	-	0.0%	0	-	-	-	-	
Solomon Islands	03 Oct 2020	16-Apr-21	20	-	-	-	0.0%	3	-	19,641	5,987	870	
Wallis et Futuna	17 Oct 2020	06-May-21	445	-	7	-	1.6%	2,777	-	4,610	4,502	40,030	

	Marshall Islands	26 Oct 2020	17-Nov-20	4	-	-	-	0.0%	7		19,536	16,977	29,060
	Vanuatu	11 Nov 2020	21-Apr-21	4	-	1	-	25.0%	1		14,026		
	Samoa	18 Nov 2020	12-Feb-21	3	-	-	-	0.0%	2		52,907	9,254	4,660
	Micronesia	11 Jan 2021	11-Jan-21	1	-	-	-	0.0%	1		32,470	28,143	27,150
	Palau	31 May 2021	14-Jun-21	2	-	-	-	0.0%	11		14,464	13,287	74,200
AMERICAS	USA	21 Jan 2020	19-Jul-21	34,972,150	8,243	624,762	16	1.8%	10,654	989	186,038,501	161,232,483	48,210
	Canada	25 Jan 2020	19-Jul-21	1,423,603	248	26,500	-	1.9%	3,746	1,672	26,495,816	18,756,816	49,700
	Brazil	26 Feb 2020	18-Jul-21	19,379,825	-	542,450	-	2.8%	9,152	-	94,082,186	33,990,366	15,990
	Mexico	28 Feb 2020	18-Jul-21	2,659,137	-	236,331	-	8.9%	2,084	153	38,029,139	21,626,694	16,770
	Saint Martin	01 Mar 2020	16-Jul-21	2,433	-	38	-	1.6%	6,402				
	Ecuador	01 Mar 2020	18-Jul-21	476,065	-	21,953	-	4.6%	2,740	175	6,001,154	1,881,825	10,670
	Dominican Republic	01 Mar 2020	19-Jul-21	337,738	163	3,916	-	1.2%	3,145	269	5,346,011	3,713,656	34,230
	Chile	03 Mar 2020	19-Jul-21	1,600,883	1,004	34,539	25	2.2%	8,447	2,572	13,507,561	11,713,620	61,280
	Argentina	03 Mar 2020	19-Jul-21	4,769,142	12,764	101,955	406	2.1%	10,613	385	21,839,491	5,360,619	11,860
	Peru	05 Mar 2020	18-Jul-21	2,093,754	-	195,146	-	9.3%	6,440	-	6,313,952	3,782,220	11,470
	Costa Rica	06 Mar 2020	16-Jul-21	389,798	-	4,874	-	1.3%	7,723	1,153	1,783,949	822,842	16,150
	Colombia	06 Mar 2020	18-Jul-21	4,639,466	-	116,307	-	2.5%	9,216	1,806	14,963,437	10,255,069	20,150
	French Guiana	06 Mar 2020	16-Jul-21	28,803	-	163	-	0.6%	14,733				
	Martinique	06 Mar 2020	13-Jul-21	13,371	-	99	-	0.7%	3,089				
	Paraguay	07 Mar 2020	18-Jul-21	444,992	-	14,288	-	3.2%	6,317	718	688,526	138,116	1,940
	Panama	10 Mar 2020	18-Jul-21	422,678	-	6,703	-	1.6%	9,954	2,656	1,162,951	647,068	15,000
	Bolivia	10 Mar 2020	18-Jul-21	462,154	-	17,458	-	3.8%	4,014	725	2,321,231	796,290	6,820
	Honduras	11 Mar 2020	15-Jul-21	277,974	-	7,391	-	2.7%	2,852		1,093,093	79,737	810
	Cuba	11 Mar 2020	19-Jul-21	288,392	6,505	1,966	61	0.7%	2,545	-	3,331,526	2,091,439	18,460
	Guyana	11 Mar 2020	18-Jul-21	21,562	-	512	-	2.4%	2,755		240,392	123,050	15,640
	Jamaica	12 Mar 2020	19-Jul-21	51,220	85	1,157	2	2.3%	1,737	521	177,939	118,304	4,000
	St Vincent and the Grenadines	12 Mar 2020	19-Jul-21	2,263	-	12	-	0.5%	2,046		18,417		
	Saint Lucia	13 Mar 2020	18-Jul-21	5,480	-	87	-	1.6%	2,998		31,657	23,213	12,640
	Trinidad and Tobago	13 Mar 2020	19-Jul-21	36,198	181	998	6	2.8%	2,595	872	250,291	164,978	11,790

Venezuela	13 Mar 2020	18-Jul-21	292,779	-	3,377	-	1.2%	1,027		2,900,000	1,100,000	3,870
Guatemala	13 Mar 2020	18-Jul-21	333,827	-	9,914	-	3.0%	2,011	471	1,017,540	257,285	1,440
Uruguay	13 Mar 2020	18-Jul-21	378,875	-	5,883	-	1.6%	10,945	3,008	2,463,876	2,048,944	58,980
Curacao	13 Mar 2020	19-Jul-21	12,804	29	126	-	1.0%	8,128		91,132	80,700	49,180
Puerto Rico	13 Mar 2020	18-Jul-21	278,487	-	2,561	-	0.9%	8,720		2,160,119	1,873,182	58,650
Suriname	13 Mar 2020	18-Jul-21	24,272	-	611	-	2.5%	4,175		180,541	47,578	8,110
Antigua and Barbuda	13 Mar 2020	16-Jul-21	1,268	-	42	-	3.3%	1,306		37,092	28,665	29,270
Guadeloupe	13 Mar 2020	13-Jul-21	17,373	-	236	-	1.4%	3,922				
Cayman Islands	13 Mar 2020	17-Jul-21	622	-	2	-	0.3%	958		49,141	46,360	70,540
Aruba	14 Mar 2020	19-Jul-21	11,244	9	108	-	1.0%	10,576		71,035	62,715	58,740
Bahamas	15 Mar 2020	16-Jul-21	13,404	-	273	-	2.0%	3,441		60,389	39,366	10,010
US Virgin Islands	16 Mar 2020	17-Jul-21	4,186	-	32	-	0.8%	3,926		42,722	36,537	34,900
Sint Maarten	17 Mar 2020	17-Jul-21	2,664	-	34	-	1.3%	6,540		22,630	18,963	44,220
Montserrat	17 Mar 2020	14-Jul-21	21	-	1	-	4.8%	225		1,435	1,260	25,210
Barbados	17 Mar 2020	18-Jul-21	4,258	-	48	-	1.1%	1,483		96,990	72,894	25,370
El Salvador	18 Mar 2020	18-Jul-21	82,852	-	2,499	-	3.0%	1,284	-	2,239,434	1,323,958	20,410
Nicaragua	18 Mar 2020	13-Jul-21	8,767	-	193	-	2.2%	134		167,500		
Bermuda	18 Mar 2020	16-Jul-21	2,530	-	33	-	1.3%	3,958		41,505	40,545	65,110
Haiti	19 Mar 2020	18-Jul-21	19,547	-	508	-	2.6%	174		38		
Dominica	22 Mar 2020	16-Jul-21	206	-	-	-	0.0%	287		20,496	19,759	27,450
Grenada	22 Mar 2020	12-May-21	161	-	1	-	0.6%	144		20,292	14,780	13,140
Belize	23 Mar 2020	16-Jul-21	13,683	-	332	-	2.4%	3,505	4,210	111,501	41,356	10,400
Turks and Caicos Islands	23 Mar 2020	18-Jul-21	2,453	-	18	-	0.7%	6,423		23,846	21,496	55,520
Saint Kitts and Nevis	24 Mar 2020	17-Jul-21	550	-	3	-	0.5%	1,041		23,232	19,200	36,100
British Virgin Islands	25 Mar 2020	18-Jul-21	2,024	-	17	-	0.8%	6,740		13,439	9,398	31,080
Anguilla	26 Mar 2020	16-Jul-21	112	-	-	-	0.0%	845		9,321	7,630	50,860
Caribbean Netherlands	01 Apr 2020	18-Jul-21	1,672	-	17	-	1.0%	9,283		5,726	1,665	6,350
Falkland Islands	03 Apr 2020	22-Apr-21	63	-	-	-	0.0%	2,388		2,632	1,775	50,960

	Saint Pierre and Miquelon	05 Apr 2020	07-Jun-21	26	-	-	-	0.0%	371				
	Saint Barthelemy	25 Jul 2020	20-May-21	1,005	-	1	-	0.1%	11,893				
EUROPE	France	24 Jan 2020	19-Jul-21	5,871,881	4,151	111,492	20	1.9%	8,756		36,766,279	27,070,389	40,070
	Germany	27 Jan 2020	19-Jul-21	3,766,670	839	91,903	8	2.4%	4,531	708	49,632,810	38,194,316	45,590
	Finland	29 Jan 2020	19-Jul-21	100,312	156	978	-	1.0%	1,817	1,871	3,565,373	1,536,044	27,720
	Italy	30 Jan 2020	19-Jul-21	4,289,528	2,070	127,874	7	3.0%	7,114	2,921	36,515,332	26,319,734	43,530
	Russian Federation	31 Jan 2020	19-Jul-21	5,982,766	24,633	149,138	719	2.5%	4,144	3,599	32,086,928	20,695,960	14,180
	Spain	31 Jan 2020	19-Jul-21	4,161,850	61,268	81,119	23	1.9%	8,841	2,036	29,033,376	23,372,796	49,990
	Sweden	31 Jan 2020	16-Jul-21	1,094,287	-	14,645	-	1.3%	10,639		5,892,242	3,755,292	37,180
	United Kingdom of Great Britain	31 Jan 2020	19-Jul-21	5,473,477	39,538	128,727	19	2.4%	8,190	14,889	46,295,853	35,970,849	52,990
	Belgium	05 Feb 2020	17-Jul-21	1,103,413	-	25,209	-	2.3%	9,608	5,013	7,706,816	5,292,222	45,660
	Switzerland	25 Feb 2020	19-Jul-21	709,536	1,560	10,903	1	1.5%	8,275	2,147	4,509,242	3,722,255	43,010
	Austria	25 Feb 2020	19-Jul-21	653,998	263	10,729	-	1.6%	7,367	35,038	5,143,473	4,060,937	45,090
	Croatia	25 Feb 2020	19-Jul-21	361,613	18	8,240	2	2.3%	8,890	962	1,588,753	1,326,777	32,320
	Norway	26 Feb 2020	18-Jul-21	134,339	-	796	-	0.6%	2,512	1,899	3,192,871	1,663,798	30,690
	Romania	26 Feb 2020	19-Jul-21	1,081,678	46	34,254	1	3.2%	5,588	584	4,865,335	4,725,444	24,560
	Estonia	26 Feb 2020	19-Jul-21	131,882	34	1,271	-	1.0%	9,941	2,814	596,349	459,941	34,670
	Georgia	26 Feb 2020	19-Jul-21	388,329	848	5,566	15	1.4%	10,438	-	175,504	113,895	2,860
	North Macedonia	26 Feb 2020	19-Jul-21	155,931	9	5,487	-	3.5%	7,484	1,152	446,008	267,106	12,820
	Greece	26 Feb 2020	19-Jul-21	459,146	1,834	12,834	8	2.8%	4,285	5,396	5,431,616	4,590,758	44,040
	Denmark	27 Feb 2020	19-Jul-21	306,944	844	2,542	-	0.8%	5,275	13,148	3,902,740	2,621,098	45,250
	San Marino	27 Feb 2020	14-Jul-21	5,094	-	90	-	1.8%	15,044		22,801	22,801	67,180
	Lithuania	27 Feb 2020	19-Jul-21	279,813	68	4,404	-	1.6%	10,040	1,916	1,304,972	1,175,124	43,170
	Netherlands	27 Feb 2020	19-Jul-21	1,807,444	8,874	17,778	2	1.0%	10,428	1,109	11,598,738	7,419,262	43,300
	Azerbaijan	27 Feb 2020	19-Jul-21	338,586	148	4,994	2	1.5%	3,378	928	2,580,819	1,776,537	17,520
Belarus	28 Feb 2020	19-Jul-21	435,020	658	3,334	8	0.8%	4,595	1,716	701,183	372,099	3,940	
Iceland	28 Feb 2020	15-Jul-21	6,718	-	30	-	0.4%	1,859	-	267,154	252,152	73,890	
Ireland	28 Feb 2020	19-Jul-21	285,581	1,071	5,018	-	1.8%	5,779	-	3,055,348	2,241,036	45,390	
Monaco	29 Feb 2020	19-Jul-21	2,693	11	33	-	1.2%	6,912		21,144	18,646	47,510	

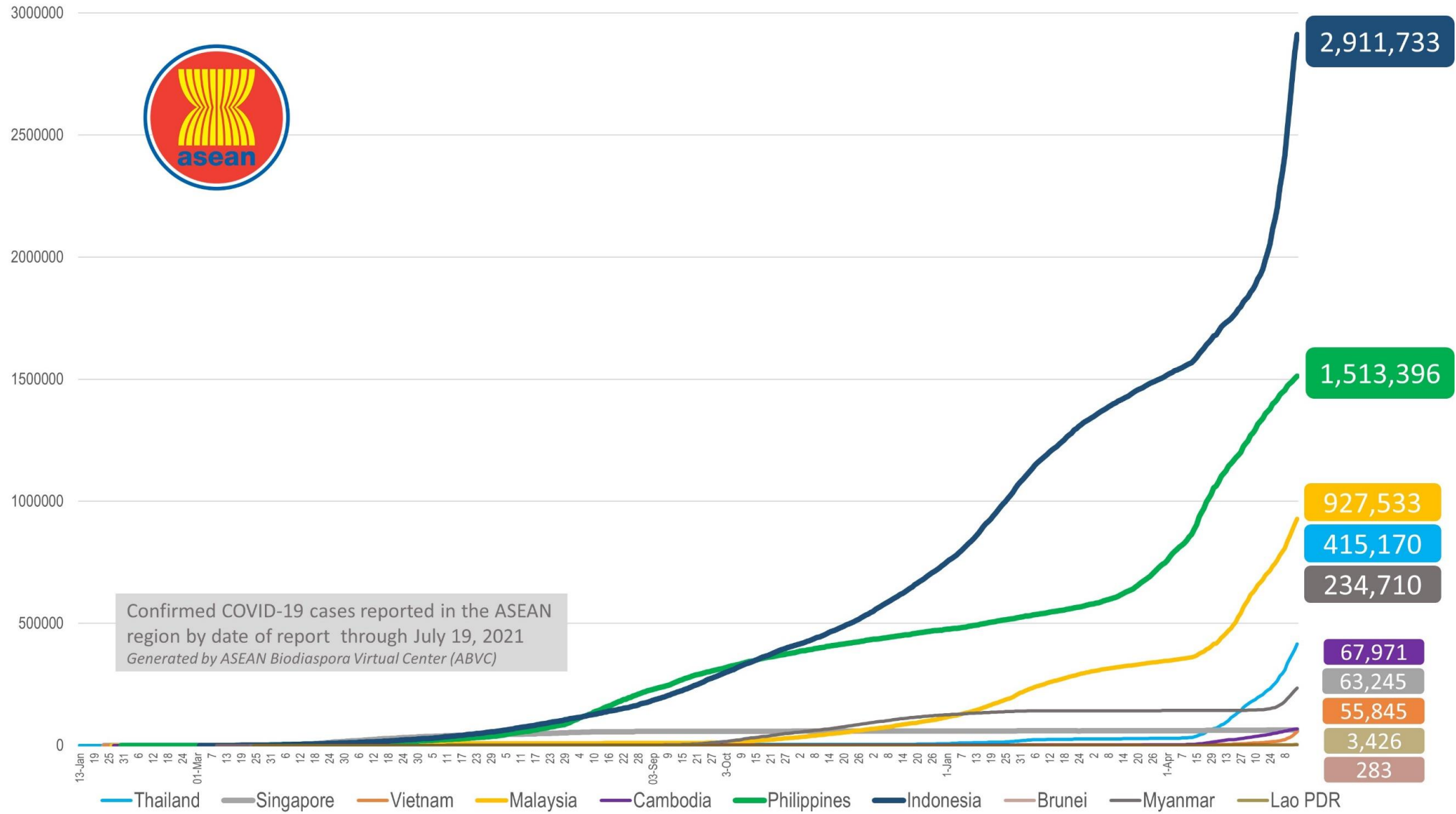
Czech Republic	01 Mar 2020	19-Jul-21	1,671,145	118	30,338	-	1.8%	15,663		5,389,570	4,236,071	39,560
Luxembourg	01 Mar 2020	16-Jul-21	72,759	-	820	-	1.1%	11,737	9,626	381,519	259,085	41,390
Armenia	01 Mar 2020	19-Jul-21	227,522	92	4,569	3	2.0%	7,692	1,602	190,815	69,998	2,360
Latvia	02 Mar 2020	19-Jul-21	138,184	25	2,544	1	1.8%	7,224	4,121	724,682	638,815	33,870
Portugal	02 Mar 2020	19-Jul-21	932,540	1,855	17,215	8	1.8%	9,081	5,452	6,532,924	4,702,374	46,120
Andorra	02 Mar 2020	16-Jul-21	14,273	-	127	-	0.9%	18,502	1,973	43,008	27,010	34,960
Liechtenstein	03 Mar 2020	15-Jul-21	3,061	-	59	-	1.9%	8,051	3,251	20,581	17,940	47,040
Ukraine	03 Mar 2020	19-Jul-21	2,244,677	182	52,731	5	2.3%	5,057	439	2,667,521	1,431,127	3,270
Slovenia	04 Mar 2020	19-Jul-21	258,199	9	4,425	-	1.7%	12,366	743	872,645	766,929	36,890
Hungary	04 Mar 2020	19-Jul-21	808,864	139	30,017	2	3.7%	8,279	759	5,569,099	5,293,132	54,790
Poland	04 Mar 2020	19-Jul-21	2,881,491	67	75,215	-	2.6%	7,589	1,063	17,742,406	16,211,976	42,840
Faroe Islands	04 Mar 2020	19-Jul-21	933	8	1	-	0.1%	1,917		33,373	25,470	52,120
Bosnia and Herzegovina	05 Mar 2020	16-Jul-21	205,285	-	9,666	-	4.7%	6,219	526	306,429	163,789	4,990
Gibraltar	05 Mar 2020	19-Jul-21	4,628	33	94	-	2.0%	13,733		39,305	38,976	115,690
Slovakia	06 Mar 2020	19-Jul-21	392,104	4	12,527	3	3.2%	7,189	2,352	2,189,972	1,840,558	33,710
Serbia	06 Mar 2020	19-Jul-21	718,817	227	7,084	1	1.0%	10,350	1,174	2,776,609	2,648,573	38,920
Vatican City	06 Mar 2020	17-Oct-20	27	-	-	-	0.0%	2,932				
Malta	07 Mar 2020	19-Jul-21	32,616	146	420	-	1.3%	6,489	6,118	383,158	357,236	80,910
Moldova	07 Mar 2020	19-Jul-21	258,007	61	6,227	1	2.4%	9,708	2,832	504,698	359,869	8,920
Bulgaria	08 Mar 2020	19-Jul-21	423,078	113	18,177	3	4.3%	6,065	2,170	1,037,873	874,080	12,580
Albania	09 Mar 2020	19-Jul-21	132,697	11	2,456	-	1.9%	4,649	-	601,701	465,434	16,170
Cyprus	09 Mar 2020	18-Jul-21	91,196	-	385	-	0.4%	7,609	48,586	500,856	424,614	47,820
Channel Islands	09 Mar 2020	19-Jul-21	899	28	17	-	1.9%	1,378		32,969	13,618	20,310
Jersey	10 Mar 2020	19-Jul-21	6,563	839	69	-	1.1%	7,227		72,369	58,424	57,800
Kazakhstan	13 Mar 2020	19-Jul-21	494,222	5,317	4,997	41	1.0%	2,669	-	4,872,183	2,772,914	14,770
Kosovo	13 Mar 2020	18-Jul-21	107,853	-	2,254	-	2.1%	6,011				
Uzbekistan	15 Mar 2020	19-Jul-21	119,973	585	801	5	0.7%	357		2,074,701	1,199,541	3,580
Greenland	16 Mar 2020	18-Jul-21	78	-	-	-	0.0%	139		32,724	18,915	33,320
Montenegro	17 Mar 2020	18-Jul-21	100,662	-	1,623	-	1.6%	16,180		161,728	145,972	23,240
Kyrgyzstan	18 Mar 2020	19-Jul-21	150,316	1,287	2,186	11	1.5%	2,328		99,900	73,800	1,130
Isle of Man	19 Mar 2020	18-Jul-21	2,307	-	29	-	1.3%	2,727		64,403	54,087	63,610

	Tajikistan	30 Apr 2020	19-Jul-21	14,177	99	112	2	0.8%	152		377,744	19,950	210
MIDDLE EAST	UAE	29 Jan 2020	19-Jul-21	662,486	1,508	1,900	2	0.3%	6,780	31,342	7,674,726	6,735,166	68,100
	Iran	19 Feb 2020	19-Jul-21	3,548,704	25,441	87,374	213	2.5%	4,280	847	4,390,342	2,139,782	2,550
	Israel	21 Feb 2020	19-Jul-21	852,943	1,220	6,450	1	0.8%	9,421	6,171	5,744,080	5,234,614	60,480
	Lebanon	21 Feb 2020	18-Jul-21	550,942	-	7,885	-	1.4%	8,036	-	1,050,411	650,494	9,530
	Kuwait	24 Feb 2020	19-Jul-21	386,869	1,107	2,238	17	0.6%	9,196	3,494	1,452,148	923,307	21,620
	Oman	24 Feb 2020	15-Jul-21	289,042	-	3,498	-	1.2%	5,810		1,436,973	291,645	5,710
	Bahrain	24 Feb 2020	19-Jul-21	267,949	67	1,380	-	0.5%	16,327	8,601	1,096,309	1,032,792	60,700
	Iraq	24 Feb 2020	19-Jul-21	1,501,595	9,883	17,892	62	1.2%	3,820	1,037	699,325	388,541	970
	Qatar	29 Feb 2020	19-Jul-21	224,402	124	599	-	0.3%	7,924	1,616	1,915,950	1,607,051	55,780
	Saudi Arabia	02 Mar 2020	19-Jul-21	510,869	1,293	8,089	14	1.6%	1,491	2,733	18,441,597	4,204,892	12,080
	Jordan	02 Mar 2020	19-Jul-21	762,028	803	9,910	14	1.3%	7,544	2,250	2,710,398	1,931,055	18,930
	Palestine	05 Mar 2020	19-Jul-21	344,602	120	3,857	2	1.1%	7,355		565,660	400,561	7,850
	Syria	22 Mar 2020	19-Jul-21	25,840	6	1,905	-	7.4%	151		121,909	9,312	50
Yemen	10 Apr 2020	19-Jul-21	6,987	6	1,370	2	19.6%	24		288,828	8,577	30	
AFRICA	Egypt	14 Feb 2020	17-Jul-21	283,636	-	16,439	-	5.8%	283		3,605,877	1,245,472	1,220
	Algeria	25 Feb 2020	19-Jul-21	154,486	1,177	3,956	18	2.6%	359		2,500,000		
	Nigeria	28 Feb 2020	18-Jul-21	169,532	-	2,127	-	1.3%	84	15	2,534,205	1,404,740	680
	Tunisia	02 Mar 2020	18-Jul-21	546,233	-	17,527	-	3.2%	4,671	716	1,541,297	728,004	6,160
	Morocco	02 Mar 2020	19-Jul-21	558,785	1,153	9,466	16	1.7%	1,532	523	11,219,675	9,620,665	26,060
	Senegal	02 Mar 2020	19-Jul-21	52,671	575	1,227	7	2.3%	323	123	587,088	236,522	1,410
	South Africa	05 Mar 2020	19-Jul-21	2,302,304	7,209	67,080	221	2.9%	3,932	1,044	4,335,517	1,674,152	2,820
	Cameroon	06 Mar 2020	16-Jul-21	81,467	-	1,330	-	1.6%	315		134,108	29,813	110
	Togo	06 Mar 2020	19-Jul-21	14,680	31	138	-	0.9%	182	149	270,784	76,462	920
	Burkina Faso	09 Mar 2020	17-Jul-21	13,536	-	169	-	1.2%	67		30,479	3,481	20
	Democratic Republic of Congo	10 Mar 2020	19-Jul-21	46,356	347	1,018	-	2.2%	53		44,840	8,016	10
	Ivory Coast	11 Mar 2020	18-Jul-21	49,196	-	320	-	0.7%	191	255	874,736		
	Reunion	11 Mar 2020	14-Jul-21	33,295	-	256	-	0.8%	4,285				
	Ghana	13 Mar 2020	14-Jul-21	98,817	-	812	-	0.8%	325	92	864,964	400,342	1,290
	Guinea	13 Mar 2020	18-Jul-21	24,668	-	188	-	0.8%	193		499,792	280,730	2,140
	Gabon	13 Mar 2020	17-Jul-21	25,260	-	162	-	0.6%	1,163		45,968	26,383	1,190
	Sudan	13 Mar 2020	16-Jul-21	37,138	-	2,776	-	7.5%	87		554,095	123,862	280
	Kenya	13 Mar 2020	18-Jul-21	192,758	-	3,775	-	2.0%	367	-	1,035,621	572,361	1,060
	Ethiopia	13 Mar 2020	19-Jul-21	277,780	84	4,357	-	1.6%	248	28	1,894,717		
	Central African Republic	14 Mar 2020	08-Jul-21	7,142	-	98	-	1.4%	151		78,685		
Seychelles	14 Mar 2020	16-Jul-21	17,234	-	81	-	0.5%	17,653		71,490	68,135	69,290	
Rwanda	14 Mar 2020	19-Jul-21	58,235	913	666	17	1.1%	461	566	398,056	252,842	1,950	

Namibia	14 Mar 2020	19-Jul-21	112,824	664	2,532	26	2.2%	4,523	1,142	135,700	34,288	1,350
Swaziland	14 Mar 2020	19-Jul-21	21,243	111	719	7	3.4%	1,850		38,169	25,256	2,180
Mauritania	14 Mar 2020	18-Jul-21	22,637	-	509	-	2.2%	500	-	169,595	13,047	280
Mayotte	14 Mar 2020	19-Jul-21	19,460	10	174	-	0.9%	12,236				
Equatorial Guinea	15 Mar 2020	15-Jul-21	8,828	-	123	-	1.4%	651		161,988	117,124	8,350
Republic of Congo	15 Mar 2020	16-Jul-21	12,933	-	172	-	1.3%	240		163,742		
Benin	16 Mar 2020	14-Jul-21	8,244	-	107	-	1.3%	70	-	40,270	12,293	100
Liberia	16 Mar 2020	18-Jul-21	5,396	-	148	-	2.7%	109		86,288	9,135	180
Tanzania	16 Mar 2020	08-May-20	509	-	21	-	4.1%	1				
Somalia	16 Mar 2020	18-Jul-21	15,123	-	781	-	5.2%	98		162,655	87,135	550
Gambia	17 Mar 2020	18-Jul-21	6,920	-	190	-	2.7%	295	-	31,254	12,303	510
Zambia	17 Mar 2020	19-Jul-21	186,279	630	3,113	29	1.7%	1,043	424	219,467	64,150	350
Mauritius	18 Mar 2020	01-Jul-21	1,858	-	18	-	1.0%	147		596,255	305,275	24,000
Djibouti	18 Mar 2020	19-Jul-21	11,627	-	155	-	1.3%	1,194		12,547	8,810	890
Niger	19 Mar 2020	18-Jul-21	5,587	-	194	-	3.5%	24		363,018	60,317	250
Chad	19 Mar 2020	16-Jul-21	4,964	-	174	-	3.5%	31		18,484	5,975	40
Zimbabwe	20 Mar 2020	19-Jul-21	85,732	2,113	2,697	75	3.1%	585	628	1,036,252	630,610	4,240
Cape Verde	20 Mar 2020	19-Jul-21	33,317	15	295	-	0.9%	6,058		110,678	14,280	2,570
Madagascar	20 Mar 2020	19-Jul-21	42,538	2	937	-	2.2%	158	9	197,001		
Uganda	21 Mar 2020	17-Jul-21	90,656	-	2,392	-	2.6%	205	91	1,087,152	4,129	10
Eritrea	21 Mar 2020	16-Jul-21	6,402	-	30	-	0.5%	181				
Angola	21 Mar 2020	18-Jul-21	40,805	-	957	-	2.3%	128		958,373	599,828	1,830
Mozambique	22 Mar 2020	19-Jul-21	100,785	1,373	1,138	20	1.1%	332	108	354,572	153,612	490
Libya	24 Mar 2020	19-Jul-21	224,920	3,425	3,299	18	1.5%	3,319		425,119		
Guinea-Bissau	25 Mar 2020	18-Jul-21	4,052	-	73	-	1.8%	211		23,549	1,463	70
Mali	25 Mar 2020	18-Jul-21	14,513	-	530	-	3.7%	74		145,016	51,846	260
Botswana	30 Mar 2020	15-Jul-21	86,133	-	1,274	-	1.5%	3,739		173,512	111,164	4,730
Sierra Leone	31 Mar 2020	19-Jul-21	6,191	5	115	-	1.9%	79		82,145	15,170	190
Burundi	31 Mar 2020	16-Jul-21	5,802	-	8	-	0.1%	50				
Malawi	02 Apr 2020	19-Jul-21	43,817	347	1,352	14	3.1%	235	111	385,242	43,165	230
South Sudan	05 Apr 2020	15-Jul-21	10,917	-	117	-	1.1%	99	-	51,571	4,344	40
Sao Tome and Principe	06 Apr 2020	17-Jul-21	2,410	-	37	-	1.5%	1,121		26,184	11,532	5,260
Comoros	30 Apr 2020	18-Jul-21	4,011	-	147	-	3.7%	471		43,140	41,220	4,740
Lesotho	13May 2020	16-Jul-21	12,398	-	339	-	2.7%	583		36,637	19,685	920
			185,725,256	315,784	3,991,540	3,160	2.1%					

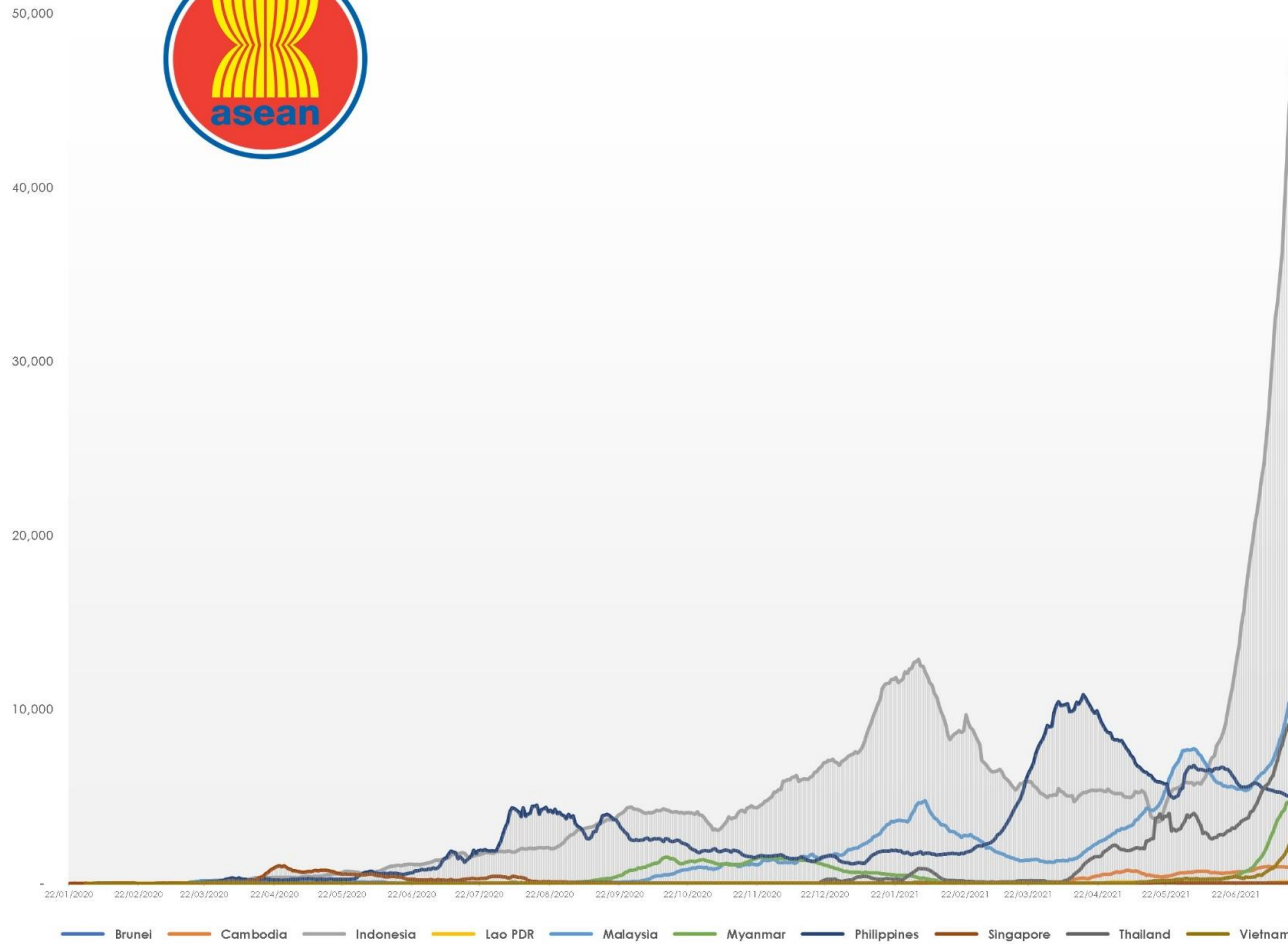
COVID-19 Epi curve among ASEAN Countries

as of 19 July 2021



7-Day Rolling Average of COVID-19 new cases

as of 19 July 2021

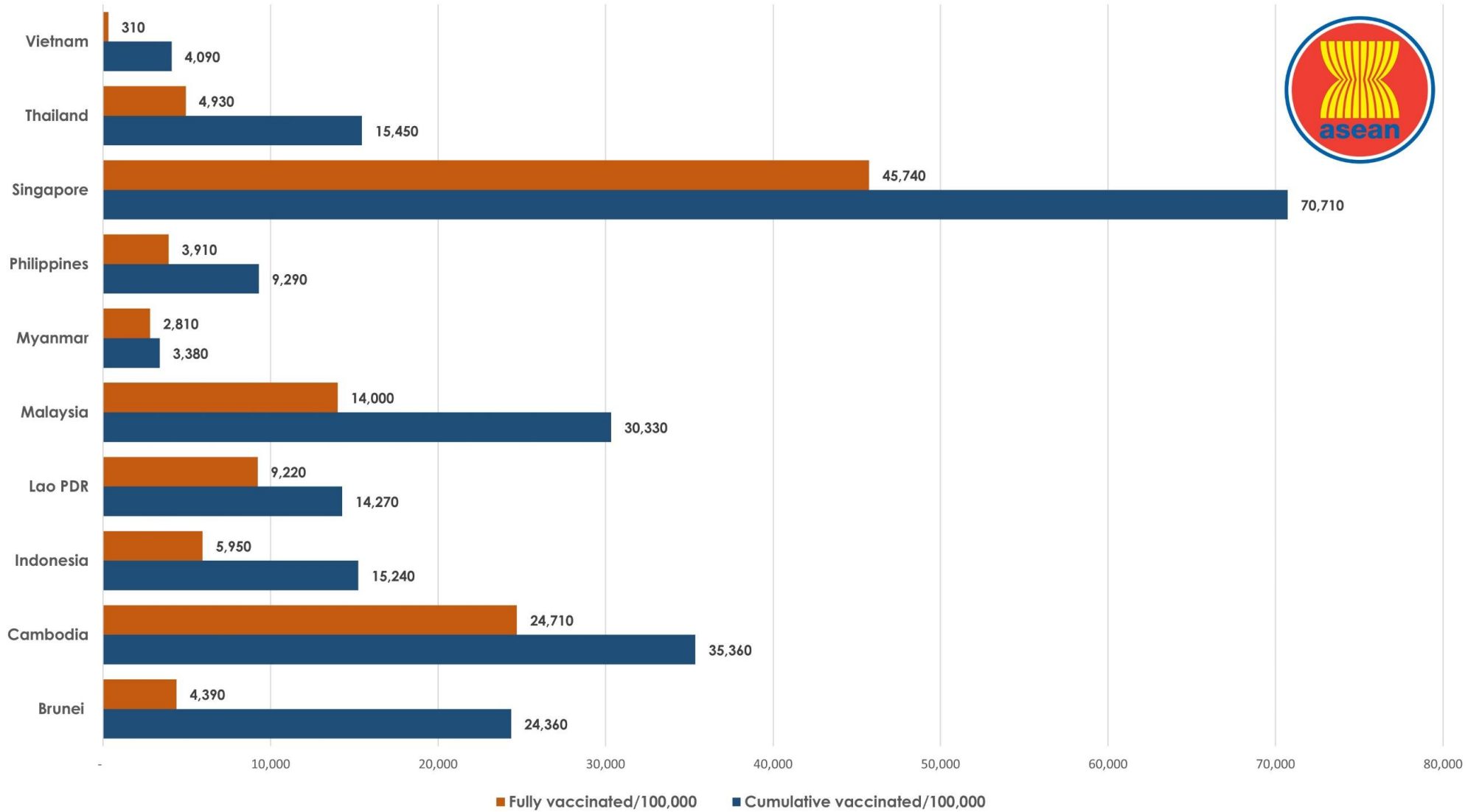


ASEAN Country	New Cases Rate of Change 7-Day Window*	P-value
Brunei	-0.158	0.133
Cambodia	-11.26	0.001
Indonesia	1901.827	0.001
Lao PDR	2.408	0.107
Malaysia	457.821	0
Myanmar	190.291	0
Philippines	-13.026	0.204
Singapore	9.388	0
Thailand	228.265	0
Vietnam	335.714	0

*Beta coefficient of linear line of best fit; equal to the rate of change in the 7-day rolling average of new cases over the past 7 days (as of July 19, 2021)

COVID-19 Vaccination Status

as of 19 July 2021



Re-opening Tracker

as of 18 July 2021

ASEAN MEMBER STATE	REQUIREMENT					
	At least 80% of the high-risk population has been vaccinated with at least one dose of a COVID-19 vaccine.		At least 65% of the total population has a level of immunity to COVID-19; either recovered from COVID-19 or have been vaccinated with at least one dose of a COVID-19 vaccine.		Case levels are generally low (a 7-day rolling average number of daily new cases that is <10 cases per 100,000, with each day's past-14-day test positivity is consistently <5%).	
	% of High risk population with one dose	Projected Completion Date	% of Total population with one dose	Projected Completion Date	Daily cases/ 100,000	Test positivity last 14 days
Brunei	63.1	Oct 2021	24.1		0.495	
Cambodia	>80.0	Jun 2021	37.8	>12 mos	5.391	5.7
Indonesia	62.5		16.9	> 12 mos	18.490	28.1
Lao PDR	50.1	Nov 2021	15.4	> 12 mos-	1.409	1.5
Malaysia	>80.0	Jul 2021-	32.1	Oct 2021	35.889	9.0
Myanmar	13.6	-	3.8	-	9.862	27.4
Philippines	40.9	Nov 2021	11.2	Apr 2022	4.589	11.2
Singapore	>80.0	May 2021	73.7	Jul 2021	0.954	0.0
Thailand	43.0	Oct 2021	16.2	Dec 2021-	13.750	9.6
Vietnam	16.1	-	4.4	-	3.337	1.7



Report generated by
ASEAN Biodiaspora Virtual Center (ABVC)
 in collaboration with **Bluedot Inc.**
 Email: support@biodiaspora.org

