

# COVID-19 Situational Report in the ASEAN Region

ASEAN BioDiaspora Virtual Center (ABVC)

as of January 21, 2022



# COVID-19: Highlights and Situation Overview

## Global Update

- Worldwide, there have been over 342 million cases and 5.6 million deaths attributed to COVID-19.

## Regional Update

- Singapore's Ministry of Health (MOH) reported that the weekly COVID-19 infection growth rate rose to 2.17 on January 20 (Thursday), up from 1.96 the day before. This is the first time since September 19, 2021, that Singapore's weekly infection growth rate has gone over two. As of Thursday, Singapore has recorded a total of 297,549 COVID-19 cases, with 845 deaths. Meanwhile, there were 1,001 new cases with the Omicron variant on Thursday, down from the 1,185 cases a day earlier. Of these, 952 were local cases and 49 were imported. The co-chair of the multi-ministry task force said on Friday (January 21) that Singapore will likely see a "significant wave" of COVID-19 soon, with the more infectious Omicron variant now causing at least 70% of daily cases. Likewise, a series of measures will be implemented by the Health Ministry to prepare Singapore for the Omicron wave. This includes suspending visits to hospital wards and residential care homes for the next four weeks. MOH has also made plans to optimize healthcare resources and adjust recovery protocols. Studies by the National Centre of Infectious Diseases (NCID) have shown that although the Omicron variant is more transmissible, infected individuals carry a lower viral load and "generally recover faster". Thus, the isolation period for fully vaccinated individuals and children under 12 years old will be reduced from 10 to 7 days.

## Vaccine Update

- According to Malaysia's Health Ministry's COVIDNOW portal, a total of 22,913,483 or 97.9% of the adult population have completed vaccination, while 23,191,008 individuals or 99.1% of the group have received at least one dose of COVID-19 vaccine as of January 20 (Thursday). For adolescents aged 12 to 17, a total of 2,778,389 individuals or 88.3% have completed vaccination, while 2,863,086 individuals or 91% have received at least one dose. The daily statistics also showed that a total of 234,983 doses of vaccine were administered on Thursday, which included 1,641 as first dose, 3,322 as second dose, and 230,020 as booster dose, bringing the cumulative number of vaccine doses administered under the National COVID-19 Immunization Programme (NIP) to 61,778,396. Meanwhile, Malaysia's COVID-19 vaccination programme for children aged 5 to 12 will begin on February 3. According to the Health Minister, parents can book appointment slots via MySejahtera beginning January 31 and the process will be in phases which starts in the Klang Valley area. He added that the programme will utilize a special vaccine formulation for children, which is by Pfizer, and will be a two-dose regime with an eight-week interval. Each dose will be 0.2ml and contains 10 micrograms of mRNA vaccine.

## Travel Advisories (new update/s)

- Malaysia: The Ministry of Health (MOH) has decided to reopen the Vaccinated Travel Lane (VTL) with Singapore that was suspended from December 23, 2021 until January 20, 2022. In a statement, MOH said that the VTL land and air schemes will resume starting today (January 21). Meanwhile, Malaysia also announced on January 20 (Thursday) that the government reduced quarantine period to five
-

days from the previous seven for arrivals who had received booster shots of the COVID-19 vaccines. Malaysian Minister of Health explained that the new ruling was made after the surveillance and observation period based on data, science and experiences from other countries. He added that travelers will have to undergo an RT-PCR test, conducted within two days before the departure date, with a negative result. The RT-PCR test will also be performed on the day of arrival at the international entry points. However, for asymptomatic patients and travellers who have not received a booster dose but have been fully vaccinated, the quarantine period is seven days.

- Singapore: The Ministry of Health (MOH) announced today (January 21) that the testing regime for travellers entering Singapore via both vaccinated travel lane (VTL) air and land checkpoints will be simplified. Starting January 23 (Sunday), 11:59PM, VTL travellers will only be required to do unsupervised self-administered antigen rapid tests (ART) if they need to leave their accommodation from Days 2 to 7 of their arrival. Travellers need not submit their ART results, but must test negative before going out. On the other hand, VTL travellers who arrive before 11:59pm on Sunday are still required to continue with the existing testing regime. This means an unsupervised self-administered ART on Days 2, 4, 5 and 6 with submission of results online, and supervised ART on Days 3 and 7 from their arrival. Travellers who test positive on ARTs via the on-arrival test for VTL-Land and unsupervised self-administered ARTs on Days 2 to 7, no longer need to undergo a confirmatory polymerase chain reaction (PCR) test but instead, individuals should immediately stop going to work and cancel social activities, self-isolate for 72 hours at home. Meanwhile, those travellers arriving from Sunday at 11:59pm who are fully vaccinated and recently recovered (within 90 days of their last infection), will be exempted from all testing and stay-home notice requirements if they are able to provide appropriate documentary proof.
- Thailand: The country will resume its quarantine-free travel scheme for fully-vaccinated inbound visitors starting next month. The Test & Go quarantine exemption scheme was suspended from December 22 only after seven weeks of its launch due to the fast spreading of COVID-19 linked to Omicron variant. According to the spokesperson of the Center for COVID-19 Situation Administration (CCSA), starting February 1, fully vaccinated travelers will be able to enter the country under the "Test and Go" program if they undergo a RT-PCR test on arrival and spend a night in a pre-booked hotel while awaiting results, and then have a second test and hotel stay five days later. The government also currently allows entry to visitors who quarantine for seven to 10 days in approved hotels, or join "sandbox" programs in areas such as the resort island of Phuket where they have freedom of movement during a seven-day quarantine period. The move came amid the government's efforts to revive the tourism sector and boost economic recovery.

### **Cases and Deaths as of 21 January 2022**

- As of 21 January 2022 (2PM, GMT+8), worldwide, there were **342,174,082** confirmed cases, including **5,597,459** deaths. Globally, Case Fatality Rate (CFR) was **1.6**.
- In **China**, there were **136,628** confirmed cases with **5,700** deaths, including deaths in Hong Kong (213) and Taiwan (851). Confirmed cases in China include confirmed cases in Hong Kong (13,096), Macau (79) and Taiwan (18,041). CFR was **4.2**.
- **15,967,342 confirmed cases** of COVID-19 have been reported in the ASEAN region with a total of **311,234 deaths**, with a CFR of **1.9**.

REGION	COUNTRY	FIRST CONFIRMED CASE(S)	LATEST REPORT ON CONFIRMED CASE(S)	TOTAL CONFIRMED CASES	NEW CASES (7-Day Rolling Average)	TOTAL DEATHS	NEW DEATHS (7-Day Rolling Average)	CASE FATALITY RATE	ESTIMATED NUMBER OF ACTIVE CASES (using cumulative cases in the past 3 weeks)	CUMULATIVE CASES/ 100,000	NUMBER OF TESTS LAST 14 DAYS/ 100,000	CUMULATIVE IMMUNIZED	FULLY VACCINATED/ 100
ASEAN REGION	Brunei	10 Mar 20	19-Jan-22	15,986	- (34)	98	-	0.6%	516	3,689		406,475	91.1
	Cambodia	27 Jan 20	20-Jan-22	120,914	37 (28)	3,015	-	2.5%	427	733	-	14,318,448	81.0
	Indonesia	02 Mar 20	20-Jan-22	4,277,644	2,116 (1,251)	144,199	7 (6)	3.4%	15,104	1,581	766	178,261,136	43.8
	Lao PDR	24 Mar 20	20-Jan-22	128,248	901 (858)	508	1 (5)	0.4%	18,194	1,789	215	4,653,477	52.0
	Malaysia	25 Jan 20	20-Jan-22	2,820,927	- (2,607)	31,853	- (12)	1.1%	62,650	8,817	3,054	26,052,362	78.4
	Myanmar	23 Mar 20	20-Jan-22	533,732	128 (144)	19,307	1 (1)	3.6%	3,087	988	291	21,361,785	32.0
	Philippines	30 Jan 20	20-Jan-22	3,324,478	30,853 (33,153)	53,153	109 (60)	1.6%	483,218	3,075	195	56,110,301	50.8
	Singapore	23 Jan 20	20-Jan-22	297,549	- (999)	845	- (1)	0.3%	17,016	5,191	4,574	4,870,033	86.8
	Thailand	13 Jan 20	20-Jan-22	2,353,062	8,129 (7,515)	21,990	19 (15)	0.9%	132,738	3,380	818	51,809,191	68.0
Vietnam	23 Jan 20	20-Jan-22	2,094,802	16,715 (17,051)	36,266	152 (157)	1.7%	380,060	2,172	811	78,618,347	69.7	
				<b>15,967,342</b>	<b>58,879</b>	<b>311,234</b>	<b>289</b>	<b>1.9%</b>					

- **326,075,348 confirmed cases** of COVID-19 have been reported in **223 countries/states** (other than China, Hong Kong, Taiwan, Macau, and ASEAN countries):

REGION	COUNTRY	FIRST CONFIRMED CASE(S)	LATEST REPORT ON CONFIRMED CASE(S)	TOTAL CONFIRMED CASES	NEW CASES	TOTAL DEATHS	NEW DEATHS	CASE FATALITY RATE	ESTIMATED NUMBER OF ACTIVE CASES (using cumulative cases in the past 3 weeks)	CUMULATIVE CASES/ 100,00	NUMBER OF TESTS LAST 14 DAYS/ 100,000	CUMULATIVE IMMUNIZED	FULLY VACCINATED / 100
ASIA PACIFIC	Japan	16 Jan 2020	20-Jan-22	2,025,906	46,519	18,368	8	0.9%	293,225	1,604	712	101,262,215	79.0
	South Korea	20 Jan 2020	20-Jan-22	712,503	6,601	6,480	28	0.9%	86,536	1,378	3,689	44,530,525	85.1
	Nepal	24 Jan 2020	20-Jan-22	887,769	10,052	11,632	4	1.3%	59,562	3,103	407	15,837,671	40.9
	Australia	25 Jan 2020	20-Jan-22	1,550,145	43,543	2,896	55	0.2%	1,187,468	6,043	11,836	21,148,938	77.8
	Sri Lanka	27 Jan 2020	20-Jan-22	599,363	827	15,255	12	2.5%	12,617	2,749	362	16,250,671	64.6
	India	30 Jan 2020	20-Jan-22	38,218,773	317,532	487,693	491	1.3%	3,396,733	2,797	1,351	919,059,606	47.9
	Afghanistan	24 Feb 2020	20-Jan-22	159,303	233	7,386	-	4.6%	1,247	419		4,450,211	9.6
	Pakistan	26 Feb 2020	20-Jan-22	1,345,801	6,808	29,042	5	2.2%	50,940	621	297	102,688,959	34.8
	New Zealand	28 Feb 2020	20-Jan-22	15,334	85	52	-	0.3%	1,277	312	3,874	3,992,821	76.2
	Bhutan	05 Mar 2020	20-Jan-22	3,317	88	3	-	0.1%	657	435	34,712	593,634	73.1
Maldives	07 Mar 2020	20-Jan-22	110,931	2,199	269	4	0.2%	15,391	20,893	11,587	397,248	67.9	

	<b>Bangladesh</b>	08 Mar 2020	20-Jan-22	1,653,182	10,888	28,180	4	1.7%	68,155	1,014	174	91,322,538	34.7
	<b>Mongolia</b>	10 Mar 2020	20-Jan-22	417,557	3,119	2,092	3	0.5%	28,468	12,947	6,243	2,268,377	65.1
	<b>Turkey</b>	10 Mar 2020	20-Jan-22	10,736,215	71,843	85,419	166	0.8%	1,294,451	12,869	4,813	57,300,231	61.4
	<b>French Polynesia</b>	12 Mar 2020	19-Jan-22	47,696	-	636	-	1.3%	806	17,078		176,934	58.8
	<b>Guam</b>	15 Mar 2020	19-Jan-22	25,033	-	276	-	1.1%	5,467	14,963		143,498	76.7
	<b>New Caledonia</b>	17 Mar 2020	20-Jan-22	14,854	327	282	-	1.9%	2,092	5,161		184,796	61.1
	<b>Fiji</b>	18 Mar 2020	19-Jan-22	60,509	-	752	-	1.2%	6,861	6,799	-	663,969	67.8
	<b>Papua New Guinea</b>	21 Mar 2020	16-Jan-22	36,446	-	596	-	1.6%	288	415	-	289,244	2.5
	<b>Timor Leste</b>	21 Mar 2020	19-Jan-22	19,866	-	122	-	0.6%	33	1,536	-	669,076	41.5
	<b>Northern Mariana Islands</b>	28 Mar 2020	19-Jan-22	4,067	-	21	-	0.5%	859	7,108		44,234	80.4
	<b>North Korea</b>	24 Jul 2020	25-Jul-20	1	-	-	-	0.0%	-	0			
	<b>Solomon Islands</b>	03 Oct 2020	20-Jan-22	81	49	-	-	0.0%	57	12		190,800	9.4
	<b>Wallis et Futuna</b>	17 Oct 2020	03-Dec-21	454	-	7	-	1.5%	-	2,833		6,151	55.3
	<b>Marshall Islands</b>	26 Oct 2020	06-Jan-22	7	-	-	-	0.0%	3	12		26,552	29.9
	<b>Vanuatu</b>	11 Nov 2020	14-Dec-21	7	-	1	-	14.3%	-	2		102,308	16.0
	<b>Samoa</b>	18 Nov 2020	20-Jan-22	13	-	-	-	0.0%	10	7		141,950	61.7
	<b>Micronesia</b>	11 Jan 2021	11-Jan-21	1	-	-	-	0.0%	-	1		50,786	42.4
	<b>Palau</b>	31 May 2021	20-Jan-22	189	22	-	-	0.0%	179	1,050		19,279	78.9
<b>Tonga</b>	05 Nov 2021	05-Nov-21	1	-					1		74,004	60.6	
<b>AMERICAS</b>	<b>USA</b>	21 Jan 2020	20-Jan-22	70,172,800	364,450	882,701	1,725	1.3%	14,919,977	21,379	4,419	249,702,939	62.9
	<b>Canada</b>	25 Jan 2020	20-Jan-22	2,862,066	17,167	32,197	189	1.1%	719,769	7,531	3,374	32,149,641	78.1
	<b>Brazil</b>	26 Feb 2020	19-Jan-22	23,425,392	-	622,125	-	2.7%	1,142,895	11,062	9	167,547,304	69.0
	<b>Mexico</b>	28 Feb 2020	19-Jan-22	4,495,310	-	302,112	-	6.7%	525,624	3,524	308	83,002,950	58.4
	<b>Saint Martin</b>	01 Mar 2020	13-Jan-22	7,713	-	60	-	0.8%	3,463	20,296			
	<b>Ecuador</b>	01 Mar 2020	18-Jan-22	629,507	-	34,232	-	5.4%	82,321	3,623	605	14,525,746	73.3
	<b>Dominican Republic</b>	01 Mar 2020	20-Jan-22	524,635	7,024	4,274	-	0.8%	107,367	4,885	-	6,973,299	52.5

<b>Chile</b>	03 Mar 2020	20-Jan-22	1,916,522	13,865	39,456	25	2.1%	111,840	10,112	4,583	17,502,553	87.5
<b>Argentina</b>	03 Mar 2020	20-Jan-22	7,576,335	129,709	118,809	181	1.6%	1,969,590	16,859	2,769	39,117,750	74.5
<b>Peru</b>	05 Mar 2020	19-Jan-22	2,723,166	-	203,750	-	7.5%	430,912	8,376	-	24,851,982	67.2
<b>Costa Rica</b>	06 Mar 2020	19-Jan-22	631,311	-	7,434	-	1.2%	59,830	12,507	1,006	3,997,459	70.6
<b>Colombia</b>	06 Mar 2020	20-Jan-22	5,655,026	30,506	131,627	190	2.3%	507,987	11,234	1,972	39,452,852	58.8
<b>French Guiana</b>	06 Mar 2020	20-Jan-22	72,118	642	357	1	0.5%	23,719	36,888			
<b>Martinique</b>	06 Mar 2020	18-Jan-22	71,193	-	813	-	1.1%	22,720	16,446			
<b>Paraguay</b>	07 Mar 2020	19-Jan-22	516,555	-	16,887	-	3.3%	49,433	7,333	1,516	3,510,071	42.2
<b>Panama</b>	10 Mar 2020	19-Jan-22	602,606	-	7,554	-	1.3%	108,899	14,191	5,222	3,080,908	56.8
<b>Bolivia</b>	10 Mar 2020	19-Jan-22	785,094	-	20,439	-	2.6%	185,341	6,819	1,571	6,557,320	42.3
<b>Honduras</b>	11 Mar 2020	19-Jan-22	386,756	-	10,465	-	2.7%	7,214	3,968		5,034,950	43.6
<b>Cuba</b>	11 Mar 2020	20-Jan-22	1,011,811	3,195	8,352	4	0.8%	46,240	8,928	-	10,531,221	86.4
<b>Guyana</b>	11 Mar 2020	19-Jan-22	53,921	-	1,108	-	2.1%	14,526	6,889		416,994	38.4
<b>Jamaica</b>	12 Mar 2020	20-Jan-22	116,944	860	2,561	6	2.2%	23,353	3,967	301	733,919	20.2
<b>St Vincent and the Grenadines</b>	12 Mar 2020	18-Jan-22	6,604	-	88	-	1.3%	754	5,972	-	33,494	23.6
<b>Saint Lucia</b>	13 Mar 2020	19-Jan-22	18,322	-	316	-	1.7%	4,752	10,024		56,633	27.4
<b>Trinidad and Tobago</b>	13 Mar 2020	19-Jan-22	102,942	-	3,238	-	3.1%	11,622	7,379	-	728,837	48.5
<b>Venezuela</b>	13 Mar 2020	19-Jan-22	461,059	-	5,392	-	1.2%	16,648	1,617		18,393,519	40.4
<b>Guatemala</b>	13 Mar 2020	19-Jan-22	659,655	-	16,203	-	2.5%	31,296	3,973	576	6,765,227	27.7
<b>Uruguay</b>	13 Mar 2020	19-Jan-22	543,166	-	6,258	-	1.2%	131,508	15,691	8,434	2,834,286	77.1
<b>Curacao</b>	13 Mar 2020	20-Jan-22	34,886	518	207	-	0.6%	14,176	22,144		105,665	59.1
<b>Puerto Rico</b>	13 Mar 2020	19-Jan-22	423,221	-	3,563	-	0.8%	165,707	13,252		2,919,477	78.5
<b>Suriname</b>	13 Mar 2020	19-Jan-22	67,768	-	1,222	-	1.8%	15,499	11,657		263,655	39.1
<b>Antigua and Barbuda</b>	13 Mar 2020	20-Jan-22	5,741	305	121	-	2.1%	1,458	5,911	-	62,743	60.2
<b>Guadeloupe</b>	13 Mar 2020	13-Jan-22	73,959	-	753	-	1.0%	17,924	16,695			
<b>Cayman Islands</b>	13 Mar 2020	15-Jan-22	11,666	-	15	-	0.1%	2,723	17,962		59,097	86.6
<b>Aruba</b>	14 Mar 2020	20-Jan-22	31,835	232	187	-	0.6%	12,116	29,944		85,415	74.2
<b>Bahamas</b>	15 Mar 2020	19-Jan-22	31,549	-	719	-	2.3%	6,553	8,100	2,118	158,965	37.9
<b>US Virgin Islands</b>	16 Mar 2020	19-Jan-22	14,028	-	94	-	0.7%	4,973	13,156		65,526	51.5

<b>Sint Maarten</b>	17 Mar 2020	19-Jan-22	8,897	-	77	-	0.9%	3,843	21,842		27,377	58.4
<b>Montserrat</b>	17 Mar 2020	20-Jan-22	151	3	1	-	0.7%	105	1,617		1,751	29.9
<b>Barbados</b>	17 Mar 2020	19-Jan-22	37,063	-	271	-	0.7%	8,753	12,913		157,721	50.8
<b>El Salvador</b>	18 Mar 2020	18-Jan-22	123,577	-	3,840	-	3.1%	1,601	1,915	-	4,486,892	63.9
<b>Nicaragua</b>	18 Mar 2020	18-Jan-22	17,604	-	215	-	1.2%	117	269		5,092,750	49.4
<b>Bermuda</b>	18 Mar 2020	17-Jan-22	9,144	-	110	-	1.2%	2,724	14,306		46,594	73.7
<b>Haiti</b>	19 Mar 2020	19-Jan-22	28,030	-	780	-	2.8%	2,045	249	23	125,187	0.7
<b>Dominica</b>	22 Mar 2020	14-Jan-22	7,957	-	48	-	0.6%	1,143	11,081		31,038	39.8
<b>Grenada</b>	22 Mar 2020	20-Jan-22	10,707	280	204	-	1.9%	4,526	9,560		42,052	32.2
<b>Belize</b>	23 Mar 2020	19-Jan-22	44,145	-	611	-	1.4%	11,657	11,309	6,901	231,511	49.7
<b>Turks and Caicos Islands</b>	23 Mar 2020	19-Jan-22	5,271	-	32	-	0.6%	1,987	13,802		29,210	69.2
<b>Saint Kitts and Nevis</b>	24 Mar 2020	20-Jan-22	5,141	76	28	-	0.5%	2,142	9,733	5,083	27,881	48.4
<b>British Virgin Islands</b>	25 Mar 2020	17-Jan-22	5,449	-	47	-	0.9%	2,052	18,145		18,653	56.3
<b>Anguilla</b>	26 Mar 2020	19-Jan-22	2,187	-	7	-	0.3%	513	16,501		10,157	61.4
<b>Caribbean Netherlands</b>	01 Apr 2020	19-Jan-22	5,824	-	27	-	0.5%	2,422	32,334		19,109	63.3
<b>Falkland Islands</b>	03 Apr 2020	06-Jan-22	85	-	-	-	0.0%	2	3,222		2,632	50.3
<b>Saint Pierre and Miquelon</b>	05 Apr 2020	20-Jan-22	598	45	-	-	0.0%	498	8,528			
<b>Saint Barthelemy</b>	25 Jul 2020	13-Jan-22	2,927	-	6	-	0.2%	1,032	34,639			
<b>EUROPE</b>												
<b>France</b>	24 Jan 2020	20-Jan-22	15,600,647	425,183	128,114	245	0.8%	5,860,047	23,264	17,454	53,505,201	75.5
<b>Germany</b>	27 Jan 2020	20-Jan-22	8,404,848	127,488	117,043	175	1.4%	1,251,888	10,110	1,791	62,592,773	72.4
<b>Finland</b>	29 Jan 2020	20-Jan-22	416,079	8,368	1,790	28	0.4%	167,121	7,537	2,726	4,281,356	73.8
<b>Italy</b>	30 Jan 2020	20-Jan-22	9,418,256	198,865	142,590	385	1.5%	3,436,828	15,620	18,052	49,644,682	75.4
<b>Russian Federation</b>	31 Jan 2020	20-Jan-22	10,938,261	38,850	324,060	684	3.0%	458,917	7,576	3,708	75,111,066	47.3
<b>Spain</b>	31 Jan 2020	20-Jan-22	8,834,363	157,447	91,599	162	1.0%	2,539,618	18,766	5,237	40,532,696	81.7
<b>Sweden</b>	31 Jan 2020	20-Jan-22	1,741,710	41,374	15,596	9	0.9%	426,926	16,934		7,806,103	73.8
<b>United Kingdom of Great Britain</b>	31 Jan 2020	20-Jan-22	15,613,283	106,533	153,202	330	1.0%	2,865,233	23,361	22,516	52,151,643	70.4
<b>Belgium</b>	05 Feb 2020	20-Jan-22	2,575,313	53,851	28,726	31	1.1%	499,532	22,425	5,326	9,016,573	76.0

<b>Switzerland</b>	25 Feb 2020	20-Jan-22	1,833,443	39,689	12,659	15	0.7%	526,242	21,382	8,844	6,038,448	67.6
<b>Austria</b>	25 Feb 2020	19-Jan-22	1,503,668	-	13,956	-	0.9%	228,673	16,939	75,067	6,706,790	73.8
<b>Croatia</b>	25 Feb 2020	20-Jan-22	848,150	11,343	13,300	43	1.6%	138,472	20,852	5,308	2,283,377	53.6
<b>Norway</b>	26 Feb 2020	19-Jan-22	554,778	-	1,412	-	0.3%	163,564	10,374	4,078	4,302,911	72.5
<b>Romania</b>	26 Feb 2020	20-Jan-22	1,964,021	19,105	59,428	43	3.0%	156,798	10,147	4,214	8,029,230	41.4
<b>Estonia</b>	26 Feb 2020	20-Jan-22	278,498	3,840	1,994	4	0.7%	38,164	20,994	6,470	850,537	62.2
<b>Georgia</b>	26 Feb 2020	20-Jan-22	1,021,943	6,351	14,582	27	1.4%	89,302	27,469		1,435,511	30.2
<b>North Macedonia</b>	26 Feb 2020	20-Jan-22	250,876	1,172	8,166	13	3.3%	26,369	12,041	5,715	842,871	39.2
<b>Greece</b>	26 Feb 2020	20-Jan-22	1,742,363	18,867	22,366	81	1.3%	572,070	16,259	31,981	7,659,145	69.5
<b>Denmark</b>	27 Feb 2020	20-Jan-22	1,226,895	37,987	3,550	15	0.3%	457,129	21,086	28,008	4,839,227	80.8
<b>San Marino</b>	27 Feb 2020	17-Jan-22	10,639	-	103	-	1.0%	2,984	31,421		24,418	63.8
<b>Lithuania</b>	27 Feb 2020	20-Jan-22	589,074	7,251	7,708	12	1.3%	71,419	21,138	4,534	1,936,937	68.9
<b>Netherlands</b>	27 Feb 2020	20-Jan-22	3,720,816	39,920	21,188	10	0.6%	604,777	21,467	4,908	13,348,859	71.6
<b>Azerbaijan</b>	27 Feb 2020	20-Jan-22	629,352	1,186	8,564	14	1.4%	13,000	6,279	1,274	5,206,120	46.2
<b>Belarus</b>	28 Feb 2020	20-Jan-22	721,103	1,618	5,882	16	0.8%	23,503	7,617	1,656	4,991,491	39.4
<b>Iceland</b>	28 Feb 2020	20-Jan-22	53,121	1,586	44	-	0.1%	25,013	14,702	-	304,600	77.4
<b>Ireland</b>	28 Feb 2020	20-Jan-22	1,127,951	5,523	6,087	-	0.5%	359,502	22,826	8,461	3,989,805	77.4
<b>Monaco</b>	29 Feb 2020	20-Jan-22	7,160	119	44	-	0.6%	2,075	18,376		26,672	59.0
<b>Czech Republic</b>	01 Mar 2020	20-Jan-22	2,678,767	26,082	36,972	35	1.4%	208,816	25,106	6,982	6,899,441	62.9
<b>Luxembourg</b>	01 Mar 2020	20-Jan-22	134,714	3,070	941	-	0.7%	32,228	21,732	7,969	472,404	67.7
<b>Armenia</b>	01 Mar 2020	20-Jan-22	349,329	621	8,026	1	2.3%	4,503	11,811	1,958	973,944	26.4
<b>Latvia</b>	02 Mar 2020	20-Jan-22	319,027	4,885	4,773	14	1.5%	43,510	16,679	7,220	1,329,440	68.6
<b>Portugal</b>	02 Mar 2020	20-Jan-22	2,059,595	56,426	19,447	34	0.9%	700,778	20,056	22,791	9,553,802	90.2
<b>Andorra</b>	02 Mar 2020	14-Jan-22	29,888	-	142	-	0.5%	6,766	38,744	7,743	57,085	66.4
<b>Liechtenstein</b>	03 Mar 2020	20-Jan-22	7,597	109	73	-	1.0%	1,531	19,982	2,146	26,477	67.7
<b>Ukraine</b>	03 Mar 2020	20-Jan-22	3,799,382	18,479	98,843	131	2.6%	138,762	8,560	838	15,080,099	33.1
<b>Slovenia</b>	04 Mar 2020	20-Jan-22	569,620	10,308	5,732	10	1.0%	107,468	27,281	5,201	1,258,191	57.9
<b>Hungary</b>	04 Mar 2020	20-Jan-22	1,385,500	15,526	40,757	71	2.9%	132,445	14,181	2,806	6,325,143	63.0
<b>Poland</b>	04 Mar 2020	20-Jan-22	4,406,553	32,835	103,378	316	2.3%	311,945	11,605	2,250	22,077,854	56.8
<b>Faroe Islands</b>	04 Mar 2020	19-Jan-22	11,948	-	15	-	0.1%	6,184	24,545	103,098	41,576	83.1
<b>Bosnia and Herzegovina</b>	05 Mar 2020	19-Jan-22	324,026	-	13,912	-	4.3%	33,555	9,816	-	882,641	22.1



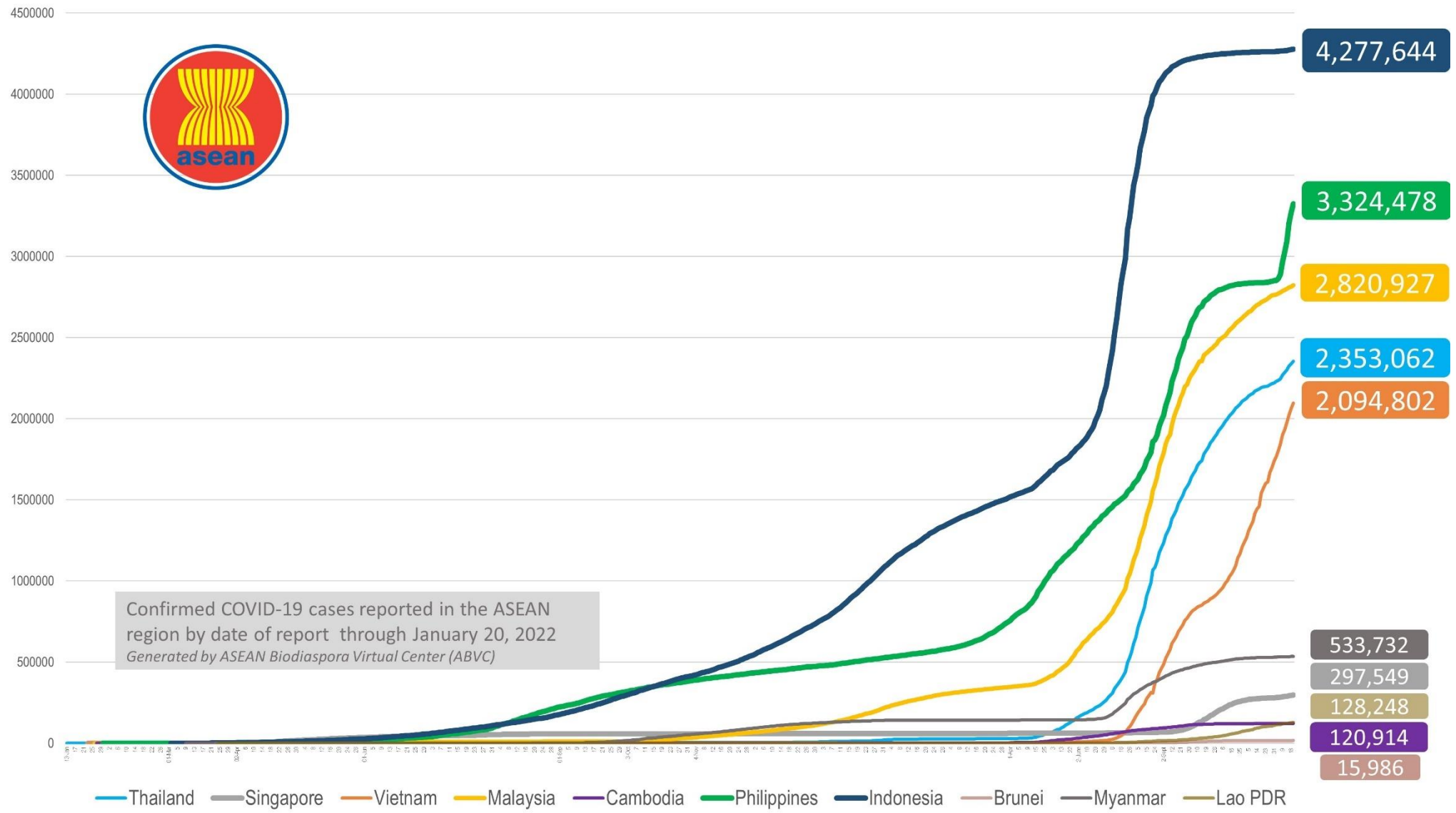
	<b>Gibraltar</b>	05 Mar 2020	20-Jan-22	11,392	176	100	-	0.9%	2,859	33,803		41,267	119.6
	<b>Slovakia</b>	06 Mar 2020	20-Jan-22	896,798	6,011	17,520	61	2.0%	58,060	16,443	6,683	2,775,760	48.1
	<b>Serbia</b>	06 Mar 2020	20-Jan-22	1,501,621	17,105	13,181	29	0.9%	204,474	21,622	4,521	3,325,391	47.1
	<b>Vatican City</b>	06 Mar 2020	19-Jan-22	29	-	-	-	0.0%	2	3,149			
	<b>Malta</b>	07 Mar 2020	20-Jan-22	65,005	286	520	6	0.8%	13,935	12,932	10,645	457,825	85.6
	<b>Moldova</b>	07 Mar 2020	20-Jan-22	400,585	3,907	10,488	18	2.6%	24,805	15,073	-	989,897	24.9
	<b>Bulgaria</b>	08 Mar 2020	19-Jan-22	851,945	-	32,431	-	3.8%	107,647	12,213	6,714	1,904,143	28.6
	<b>Albania</b>	09 Mar 2020	20-Jan-22	241,512	2,383	3,286	3	1.4%	31,996	8,462	-	1,225,090	38.7
	<b>Cyprus</b>	09 Mar 2020	20-Jan-22	235,364	2,282	700	11	0.3%	73,585	19,637	75,756	654,343	69.3
	<b>Channel Islands</b>	09 Mar 2020	20-Jan-22	10,614	50	30	-	0.3%	2,826	16,272		54,146	81.0
	<b>Jersey</b>	10 Mar 2020	20-Jan-22	27,338	289	94	-	0.3%	8,327	30,104		81,869	76.8
	<b>Kazakhstan</b>	13 Mar 2020	20-Jan-22	1,100,876	15,872	13,105	8	1.2%	113,490	5,946	-	9,082,930	45.5
	<b>Kosovo</b>	13 Mar 2020	20-Jan-22	169,632	2,050	2,995	-	1.8%	8,243	9,454			
	<b>Uzbekistan</b>	15 Mar 2020	20-Jan-22	209,578	1,307	1,529	4	0.7%	10,809	624		19,094,874	36.7
	<b>Greenland</b>	16 Mar 2020	20-Jan-22	9,256	242	3	-	0.0%	6,646	16,462		41,010	67.3
	<b>Montenegro</b>	17 Mar 2020	20-Jan-22	209,719	1,548	2,496	3	1.2%	41,391	33,709		285,984	44.0
	<b>Kyrgyzstan</b>	18 Mar 2020	20-Jan-22	193,028	870	2,842	4	1.5%	8,395	2,989		1,284,098	15.3
	<b>Isle of Man</b>	19 Mar 2020	13-Jan-22	14,126	-	70	-	0.5%	548	16,701		69,040	77.2
	<b>Tajikistan</b>	30 Apr 2020	20-Nov-21	17,095	-	124	-	0.7%	-	183		3,844,805	31.3
	<b>MIDDLE EAST</b>	<b>UAE</b>	29 Jan 2020	20-Jan-22	816,945	3,014	2,204	4	0.3%	57,434	8,361	41,028	9,890,247
<b>Iran</b>		19 Feb 2020	20-Jan-22	6,236,567	4,658	132,152	20	2.1%	43,869	7,522	1,331	60,404,946	62.7
<b>Israel</b>		21 Feb 2020	20-Jan-22	2,101,265	65,833	8,369	7	0.4%	721,212	23,210	35,535	6,681,132	65.1
<b>Lebanon</b>		21 Feb 2020	20-Jan-22	847,624	7,110	9,445	16	1.1%	123,984	12,364	-	2,400,715	28.7
<b>Kuwait</b>		24 Feb 2020	20-Jan-22	484,150	4,510	2,482	2	0.5%	67,519	11,508	8,951	3,353,921	74.9
<b>Oman</b>		24 Feb 2020	20-Jan-22	318,272	1,800	4,125	1	1.3%	12,783	6,397		3,148,894	56.2
<b>Bahrain</b>		24 Feb 2020	20-Jan-22	320,688	3,308	1,398	-	0.4%	39,282	19,540	20,660	1,211,478	68.1
<b>Iraq</b>		24 Feb 2020	20-Jan-22	2,137,267	5,767	24,272	5	1.1%	43,831	5,437	509	8,969,746	14.9
<b>Qatar</b>		29 Feb 2020	20-Jan-22	314,073	3,294	632	1	0.2%	64,286	11,090	-	2,360,308	75.7
<b>Saudi Arabia</b>		02 Mar 2020	20-Jan-22	638,327	5,591	8,914	2	1.4%	82,910	1,863	4,359	25,275,319	66.6
<b>Jordan</b>		02 Mar 2020	20-Jan-22	1,123,686	6,289	13,043	15	1.2%	62,126	11,124	8,441	4,331,942	38.3
<b>Palestine</b>		05 Mar 2020	20-Jan-22	480,583	1,240	5,042	6	1.0%	10,280	10,257		2,079,315	29.3
<b>Syria</b>		22 Mar 2020	19-Jan-22	50,821	-	2,956	-	5.8%	578	298		2,277,523	5.1
<b>Yemen</b>		10 Apr 2020	20-Jan-22	10,485	78	1,995	1	19.0%	359	36		552,590	1.0
<b>AFRICA</b>	<b>Egypt</b>	14 Feb 2020	19-Jan-22	403,990	-	22,238	-	5.5%	19,262	402		36,908,333	23.8
	<b>Algeria</b>	25 Feb 2020	20-Jan-22	230,470	1,552	6,453	10	2.8%	12,433	535		7,247,787	13.0

<b>Nigeria</b>	28 Feb 2020	19-Jan-22	251,571	-	3,117	-	1.2%	10,058	125	84	13,163,729	2.4
<b>Tunisia</b>	02 Mar 2020	20-Jan-22	817,051	12,698	25,881	35	3.2%	91,209	6,986	2,621	7,050,632	51.4
<b>Morocco</b>	02 Mar 2020	20-Jan-22	1,078,002	9,061	15,047	22	1.4%	116,944	2,956	744	24,720,297	61.9
<b>Senegal</b>	02 Mar 2020	20-Jan-22	83,752	265	1,917	4	2.3%	8,882	514	148	1,316,775	5.6
<b>South Africa</b>	05 Mar 2020	20-Jan-22	3,572,860	3,960	93,846	119	2.6%	126,328	6,101	639	19,257,383	27.0
<b>Cameroon</b>	06 Mar 2020	10-Jan-22	109,666	-	1,853	-	1.7%	299	424		837,860	2.4
<b>Togo</b>	06 Mar 2020	20-Jan-22	36,120	64	264	1	0.7%	6,704	447	243	1,406,493	12.5
<b>Burkina Faso</b>	09 Mar 2020	19-Jan-22	20,414	-	353	-	1.7%	2,782	100		1,169,097	3.6
<b>Democratic Republic of Congo</b>	10 Mar 2020	17-Jan-22	82,984	-	1,278	-	1.5%	7,939	96		307,807	0.2
<b>Ivory Coast</b>	11 Mar 2020	19-Jan-22	79,558	-	764	-	1.0%	11,412	309	214	5,166,682	8.6
<b>Reunion</b>	11 Mar 2020	18-Jan-22	133,617	-	462	-	0.3%	57,015	17,198			
<b>Ghana</b>	13 Mar 2020	13-Jan-22	154,614	-	1,354	-	0.9%	8,495	508	126	6,085,629	9.2
<b>Guinea</b>	13 Mar 2020	18-Jan-22	35,719	-	410	-	1.1%	4,078	280		2,473,949	9.6
<b>Gabon</b>	13 Mar 2020	16-Jan-22	45,405	-	299	-	0.7%	4,332	2,090	857	277,616	9.7
<b>Sudan</b>	13 Mar 2020	19-Jan-22	53,080	-	3,390	-	6.4%	6,363	124		3,123,021	3.2
<b>Kenya</b>	13 Mar 2020	20-Jan-22	319,379	368	5,520	-	1.7%	27,142	607	-	7,278,811	8.5
<b>Ethiopia</b>	13 Mar 2020	20-Jan-22	460,602	643	7,212	22	1.6%	45,159	411	-	9,369,036	1.4
<b>Central African Republic</b>	14 Mar 2020	14-Jan-22	13,319	-	108	-	0.8%	1,156	281		514,271	10.0
<b>Seychelles</b>	14 Mar 2020	18-Jan-22	32,846	-	140	-	0.4%	8,300	33,645		83,419	79.5
<b>Rwanda</b>	14 Mar 2020	20-Jan-22	127,227	542	1,422	5	1.1%	16,669	1,008	1,952	7,629,877	40.9
<b>Namibia</b>	14 Mar 2020	20-Jan-22	154,897	141	3,884	20	2.5%	7,689	6,209	749	405,254	13.3
<b>Swaziland</b>	14 Mar 2020	20-Jan-22	68,003	28	1,366	1	2.0%	2,171	5,923		352,664	27.4
<b>Mauritania</b>	14 Mar 2020	20-Jan-22	56,666	370	916	2	1.6%	15,512	1,252	-	1,442,475	20.0
<b>Mayotte</b>	14 Mar 2020	19-Jan-22	35,189	-	186	-	0.5%	13,278	22,126			
<b>Equatorial Guinea</b>	15 Mar 2020	19-Jan-22	15,558	-	179	-	1.2%	1,848	1,147	477	251,474	14.1
<b>Republic of Congo</b>	15 Mar 2020	17-Jan-22	23,244	-	371	-	1.6%	3,155	432		622,886	10.3
<b>Benin</b>	16 Mar 2020	19-Jan-22	26,309	-	163	-	0.6%	1,374	223	-	1,815,764	11.4
<b>Liberia</b>	16 Mar 2020	13-Jan-22	7,121	-	287	-	4.0%	843	144		1,017,128	19.0
<b>Tanzania</b>	16 Mar 2020	19-Jan-22	32,393	-	753	-	2.3%	3,087	56		2,079,930	2.2
<b>Somalia</b>	16 Mar 2020	01-Jan-22	24,261	-	1,335	-	5.5%	729	157		1,305,856	5.3
<b>Gambia</b>	17 Mar 2020	17-Jan-22	11,572	-	347	-	3.0%	1,436	493	-	263,056	10.0
<b>Zambia</b>	17 Mar 2020	20-Jan-22	299,971	799	3,879	2	1.3%	50,778	1,679	518	806,611	8.2
<b>Mauritius</b>	18 Mar 2020	20-Jan-22	25,035	132	762	-	3.0%	1,614	1,978		947,513	71.5
<b>Djibouti</b>	18 Mar 2020	20-Jan-22	15,200	66	189	-	1.2%	1,568	1,561		123,566	8.4
<b>Niger</b>	19 Mar 2020	20-Jan-22	8,503	31	295	1	3.5%	1,138	36		1,424,863	4.0
<b>Chad</b>	19 Mar 2020	17-Jan-22	6,887	-	185	-	2.7%	1,184	43		254,847	0.7
<b>Zimbabwe</b>	20 Mar 2020	20-Jan-22	227,552	665	5,276	10	2.3%	15,824	1,554	383	4,223,110	21.5
<b>Cape Verde</b>	20 Mar 2020	19-Jan-22	54,891	-	380	-	0.7%	14,153	9,981		321,577	47.7
<b>Madagascar</b>	20 Mar 2020	17-Jan-22	55,827	-	1,169	-	2.1%	5,548	207	78	817,386	2.7
<b>Uganda</b>	21 Mar 2020	18-Jan-22	159,454	-	3,454	-	2.2%	16,850	360	153	10,410,479	3.8

<b>Eritrea</b>	21 Mar 2020	20-Jan-22	9,160	45	89	-	1.0%	1,178	258			
<b>Angola</b>	21 Mar 2020	19-Jan-22	94,779	-	1,877	-	2.0%	14,908	298		8,298,224	12.7
<b>Mozambique</b>	22 Mar 2020	20-Jan-22	221,432	524	2,146	6	1.0%	37,213	729	-	9,643,588	23.0
<b>Libya</b>	24 Mar 2020	20-Jan-22	401,444	1,331	5,889	15	1.5%	12,710	5,923		1,976,109	13.6
<b>Guinea-Bissau</b>	25 Mar 2020	18-Jan-22	7,140	-	153	-	2.1%	656	372		392,367	1.2
<b>Mali</b>	25 Mar 2020	20-Jan-22	29,359	102	704	3	2.4%	8,689	149		942,853	2.6
<b>Botswana</b>	30 Mar 2020	17-Jan-22	239,887	-	2,534	-	1.1%	20,378	10,413	-	1,169,197	43.1
<b>Sierra Leone</b>	31 Mar 2020	20-Jan-22	7,567	5	125	-	1.7%	584	97		747,044	4.7
<b>Burundi</b>	31 Mar 2020	12-Jan-22	36,371	-	14	-	0.0%	6,464	315		6,400	0.1
<b>Malawi</b>	02 Apr 2020	20-Jan-22	83,403	184	2,502	11	3.0%	9,202	448	-	1,499,600	3.9
<b>South Sudan</b>	05 Apr 2020	19-Jan-22	16,607	-	136	-	0.8%	1,365	150	-	253,049	1.8
<b>Sao Tome and Principe</b>	06 Apr 2020	19-Jan-22	5,651	-	66	-	1.2%	1,774	2,628		88,983	27.5
<b>Comoros</b>	30 Apr 2020	19-Jan-22	7,784	-	159	-	2.0%	1,269	915		335,408	27.7
<b>Lesotho</b>	13May 2020	19-Jan-22	31,899	-	690	-	2.2%	2,247	1,501		745,528	34.1
			<b>326,075,348</b>	<b>2,811,915</b>	<b>5,280,548</b>	<b>6,571</b>	<b>1.6%</b>					

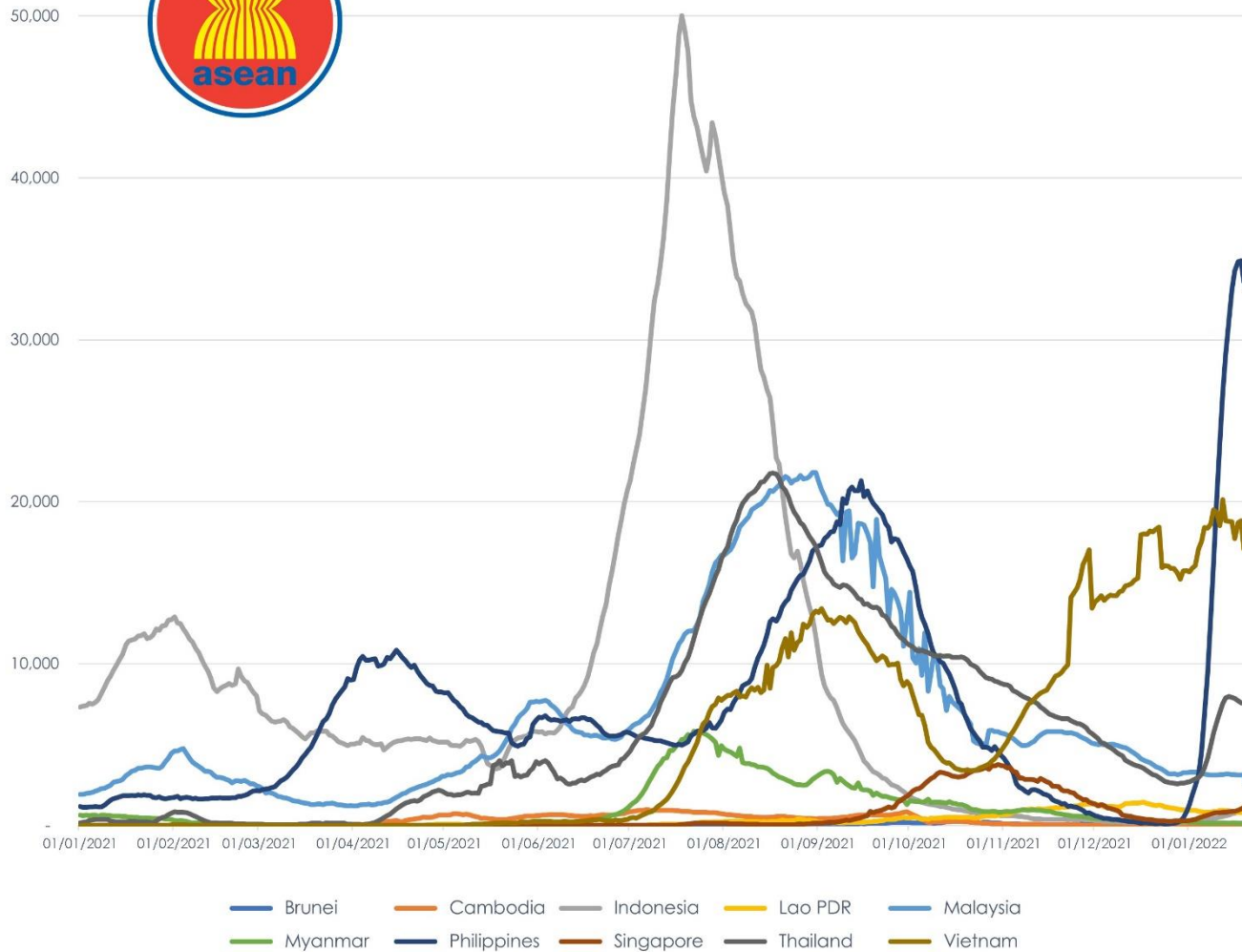
# COVID-19 Epi curve among ASEAN Countries

as of 20 January 2022



# 7-Day Rolling Average of COVID-19 new cases: 2021 to 2022

as of 20 January 2022

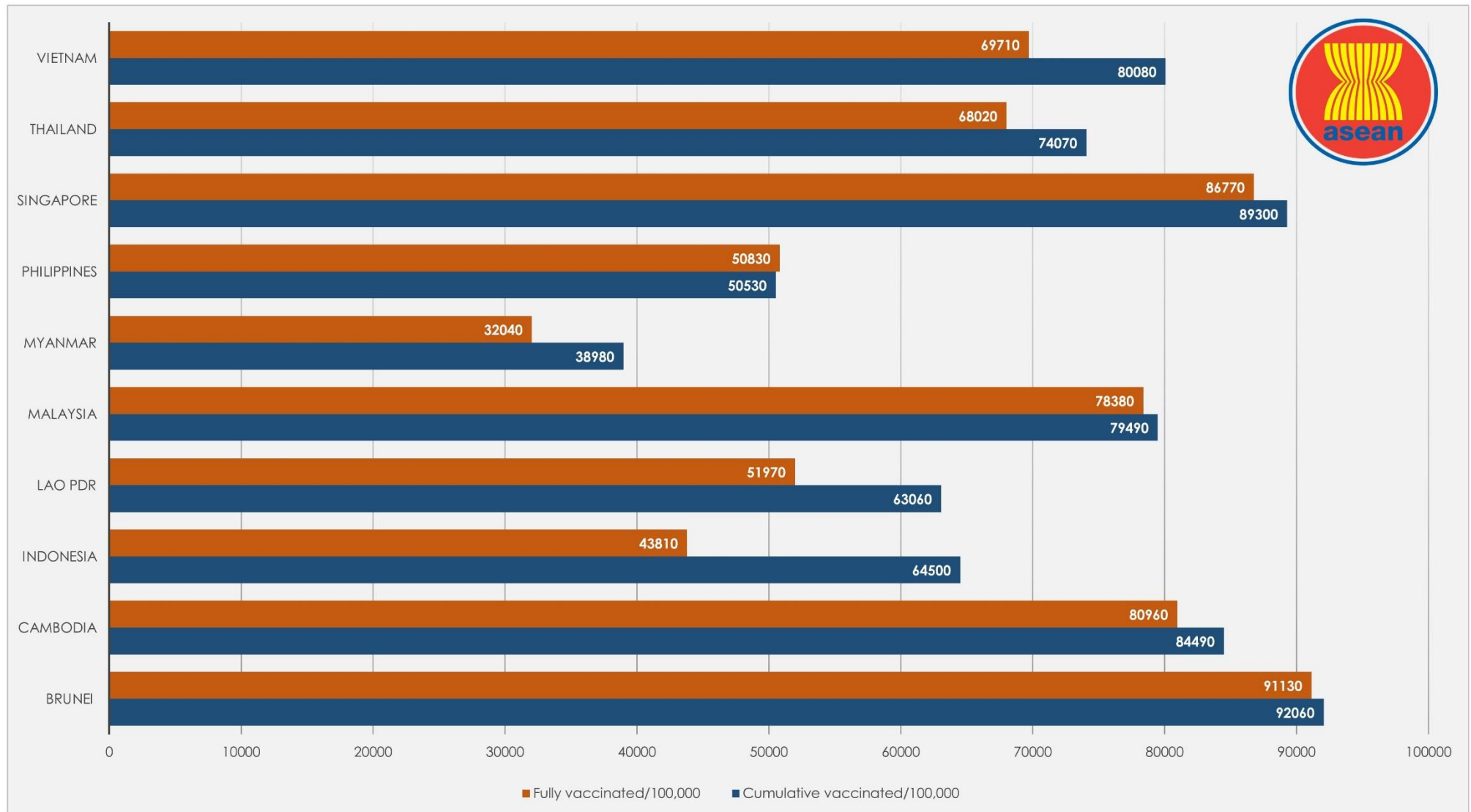


ASEAN Country	New Cases Rate of Change 7-Day Window*	P-value
Brunei	2.18	0.157
Cambodia	0.61	0.024
Indonesia	92.28	0.001
Lao PDR	-10.94	0.169
Malaysia	-62.2	0.106
Myanmar	-1.5	0.124
Philippines	260.07	0.318
Singapore	37.82	0.022
Thailand	-86.16	0
Vietnam	-272.07	0.077

\*\*Beta coefficient of linear line of best fit; equal to the rate of change in the 7-day rolling average of new cases over the past 7 days (as of January 20, 2022)


# COVID-19 Vaccination Status

as of 20 January 2022



# Outlook Assessment

as of 18 January 2022

 <b>ASEAN MEMBER STATE</b>	REQUIREMENT							
	At least <b>80% of the high-risk population has been vaccinated</b> with at least one dose of a COVID-19 vaccine.		At least <b>65% of the total population has a level of immunity</b> to COVID-19; either recovered from COVID-19 or have been vaccinated with at least one dose of a COVID-19 vaccine.		<b>Case levels are generally low</b> (a 7-day rolling average number of daily new cases that is <10 cases per 100,000, with each day's past-14-day test positivity is consistently <5%).		<b>Government Policy</b> on containment and health (strictness and comprehensiveness in COVID-19 related government policies)	
	% of High risk population fully vaccinated	Population vaccinated/day (7-day average)	% of Total population fully vaccinated	Population vaccinated/day (7-day average)	Daily cases/100,000	Test positivity last 14 days	Containment and health index score - Oxford COVID-19 Government Response Tracker (OxCGRT)	Change over the past 30 days
Brunei	≥90.0	Unknown	≥ 90.0	Unknown	7.78	Unknown	63.1/100	-4.8
Cambodia	≥90.0	0%/day	87.0	0.03%/day	017	Unknown	55.4/100	0.0
Indonesia	61.3	0.76%/day	15.7	unknown	0.39	0.3	63.4/100	+1.8
Lao PDR	≥90.0	0%/day	53.9	Unknown	11.78	33.5	68.2/100	0.0
Malaysia	≥90.0	0%/day	78.8	0.01%/day	8.36	2.7	55.7/100	-1.8
Myanmar	87.8	unknown-	31.4	Unknown	0.28	1.3	78.9/100	0.0
Philippines	≥90.0	0%/day	54.2	0.51%/day	31.05	18.9	80.1/100	0.0
Singapore	≥90.0	0%/day	83.9	0.03%/day	15.87	2.8	62.9/100	-1.4
Thailand	≥90.0	0%/day	69.1	0.15%/day	10.80	10.7	56.0/100	+0.5
Vietnam	78.0	unknown	73.8	unknown	17.68	22.1	74.4/100	0.0



Report generated by  
**ASEAN Biodiaspora Virtual Center (ABVC)**  
 in collaboration with **Bluedot Inc.**  
 Email: [support@biodiaspora.org](mailto:support@biodiaspora.org)

