

COVID-19: Highlights and Situation Overview

Global Update

- Worldwide, there have been over 425 million cases and over 5.9 million deaths attributed to COVID-19.
- Based on the BlueDot COVID-19 Data Suite, as of February 17, the top five countries with the highest seven-day rolling average number of daily new cases are Russia, Germany, the United States, France, and Brazil. The top five countries/territories with the highest seven-day rolling average number of daily new cases per million population are the Faroe Islands, Denmark, Iceland, Latvia, and New Caledonia. As of February 17, Europe is the continent with the largest proportion of countries (47%, or 24 out of 51) with a high incidence rate (>350 per 100,000 over the past 14 days) and a stable or increasing trend in daily new cases over the last seven days. Oceania has the largest proportion of countries (12%, or two out of 16) with a low (≤ 140) to moderate (140.1 - 350) incidence rate and an increasing trend in new cases over the last seven days. Africa has the largest proportion of countries (79%, or 44 out of 56) reporting a low incidence rate (≤ 140) with a stable or decreasing trend in new cases.

Regional Update

- Vietnam reported 47,200 new COVID-19 cases on February 20 (Sunday), including eight imported infections. According to the Ministry of Health, the capital city of Hanoi continued to record the highest number of infections nationwide with 5,102 cases, followed by northern Bac Ninh province with 2,360 and northern Phu Tho province with 1,981. The total number of COVID-19 cases in the country has now reached 2,787,493. There are 2,347 patients in critical condition while an additional 78 deaths were recorded, taking the number of COVID-related fatalities to 39,501.
- Indonesian government has prepared a centralized isolation facilities in each province to treat COVID-19 patients with mild to moderate symptom/s. According to the country's COVID-19 Handling Task Force, the government is also advising asymptomatic patients to undergo self-isolation and offering them medical support, adding that the government is providing telemedicine services to accommodate the needs of self-isolating patients who are asymptomatic or even have mild symptoms. Indonesia on February 20 (Sunday) confirmed 48,484 new COVID-19 cases, bringing the total number of COVID-19 cases in the country to 5,197,505.
- Thailand reported on February 20 (Sunday) 18,953 new COVID-19 cases, the highest daily cases reported since August 22, 2021. The capital Bangkok logged 2,690 new cases during the last 24 hours, the most among regions, followed by the surrounding provinces of Samut Prakan and Chonburi. As of February 20, the country has reported a total of 2,712,315 COVID-19 cases and a total of 22,627 COVID-19 related deaths. The Thai government has ordered provincial governors to ramp up disease controls as COVID-19 cases continues to surge in the country. The order was issued on February 20, after daily new infections climbed for the sixth day in a row. The government wants provincial officials to have a plan in place for any worsening of the COVID-19 situation. Between January 1 and February 13, Thailand reported 360,380 cases of community transmission, averaging around 8,000 a day. However, since then, the number has skyrocketed, going from 14,177 last Monday (February 14) to 18,953 yesterday (February 20).

Vaccine Update

- A total of 10 countries accounted for 67.1% of all vaccinations administered globally as of February 17. The top five countries/territories with the highest number of cumulative people fully vaccinated per 100,000 population are Gibraltar (121,140), United Arab Emirates (94,240), Portugal (91,360), Brunei Darussalam (91,360), and Malta (89,140). Conversely, the top five countries with the lowest number of cumulative people fully vaccinated per 100,000 population are Burundi (70), the Democratic Republic of the Congo (270), Haiti (810), Chad (820), and Yemen (1,210).
- Based on Malaysia's CovidNow portal, a total of 22,944,158 or 97.5% have completed the vaccination, 23,221,715 or 98.7% have received at least one dose of the vaccine, and a total of 13,992,391 or 59.5% of the adult population in the country have received the booster dose as of February 20 (Sunday). For adolescents aged between 12 and 17 years, a total of 2,798,806 individuals or 90% of the age group have completed the vaccination, while 2,884,882 or 92.8% have received at least one dose of the vaccine. Meanwhile, a total of 513,393 or 14.5% of Malaysia' child population aged between five and 11 years have received the first dose of the COVID-19 vaccine under the National COVID-19 Immunization Programme for Children (PICKids) as of yesterday. A total of 128,153 doses of the vaccine were dispensed yesterday (February 20), involving 61,230 first dose injection, 464 as second dose and 66,459 in booster dose, bringing the cumulative number of vaccine doses administered under the National COVID-19 Immunization Programme to 66,148,498.
- Laos' government has set specific dates for the nationwide vaccination of children aged 6 and over against COVID-19, which will initiate on February 21 (Monday). The government also aims to expedite vaccination programme, and vaccines will also be given to all ethnic and rural groups starting February 22 (Tuesday). The set programme is part of government efforts to ensure that people of all rural and ethnic groups are immunized against COVID-19 and are protected against Omicron in particular, as this variant of COVID-19 virus is much more transmissible than the Delta variant. Vaccinations will take place in the provinces of Huaphan, Xieng Khuang, Oudomxay, Savannakhet and Xaysomboun from Tuesday until March 4. In other provinces and Vientiane, vaccination rollout is scheduled for March 4-19. However, provinces that are ready can start inoculating children according to government officials. After children in this age group have been vaccinated, health authorities were instructed to consider the possibility of immunizing children aged 3-5. Meanwhile, the Ministry of Information, Culture and Tourism has been delegated to publicize the vaccination campaign to ensure that target groups and people of all social strata receive proper information and understand the situation, as well as play a part in the immunization process. The Ministry of Health has been instructed to work with local authorities to prepare vaccines, equipment, financing and medical personnel to carry out the immunization programme while the provincial departments of health have also been asked to coordinate with private hospitals to involve them in the vaccination rollout.

Travel Advisories (new update/s)

- Vietnam: Vietnam has resumed flights between Laos and 18 other countries including China, Japan, South Korea, Taiwan, Singapore, Thailand, Cambodia, Laos, Australia, Germany, France, the United Kingdom, the United States, Hong Kong, Malaysia, Turkey, Qatar, and the United Arab Emirates as it reopens to tourism.

Cases and Deaths as of 21 February 2022

- As of 21 February 2022 (2PM, GMT+8), worldwide, there were **425,250,317** confirmed cases, including **5,912,911** deaths. Globally, Case Fatality Rate (CFR) was **1.4**.
- In **China**, there were **174,567** confirmed cases with **5,764** deaths, including deaths in Hong Kong (276) and Taiwan (852). Confirmed cases in China include confirmed cases in Hong Kong (46,763), Macau (79) and Taiwan (20,007). CFR was **3.3**.
- 19,022,052 confirmed cases** of COVID-19 have been reported in the ASEAN region with a total of **320,536 deaths**, with a CFR of **1.7**.

REGION	COUNTRY	FIRST CONFIRMED CASE(S)	LATEST REPORT ON CONFIRMED CASE(S)	TOTAL CONFIRMED CASES	NEW CASES (7-Day Rolling Average)	TOTAL DEATHS	NEW DEATHS (7-Day Rolling Average)	CASE FATALITY RATE	CUMULATIVE CASES/ 100,000	NUMBER OF TESTS LAST 14 DAYS/ 100,000	CUMULATIVE VACCINATED	CUMULATIVE FULLY VACCINATED	FULLY VACCINATED / 100
ASEAN REGION	Brunei	10 Mar 20	20-Feb-22	34,979	2,466 (1,781)	109	- (2)	0.3%	8,073		407,042	403,385	91.4
	Cambodia	27 Jan 20	20-Feb-22	126,489	736 (435)	3,017	2 (0)	2.4%	767	3,297	14,388,242	13,812,659	81.5
	Indonesia	02 Mar 20	20-Feb-22	5,197,505	48,484 (55,675)	146,365	163 (170)	2.8%	1,921	1,257	189,307,384	139,140,467	50.4
	Lao PDR	24 Mar 20	20-Feb-22	141,083	194 (294)	610	2 (2)	0.4%	1,968	184	4,827,386	4,249,958	57.6
	Malaysia	25 Jan 20	20-Feb-22	3,221,680	26,832 (25,921)	32,347	37 (32)	1.0%	10,084	7,583	26,485,062	25,741,669	78.5
	Myanmar	23 Mar 20	20-Feb-22	565,667	3,303 (2,699)	19,331	4 (3)	3.4%	1,047	589	22,810,233	19,745,236	36.0
	Philippines	30 Jan 20	20-Feb-22	3,652,203	1,455 (2,132)	55,684	77 (108)	1.5%	3,378	-	56,110,301	62,199,764	56.0
	Singapore	23 Jan 20	20-Feb-22	582,638	15,283 (13,980)	945	4 (6)	0.2%	9,947		4,948,618	4,823,890	88.5
	Thailand	13 Jan 20	20-Feb-22	2,712,315	18,953 (16,998)	22,627	30 (27)	0.8%	3,896	-	53,082,234	49,394,143	70.6
Vietnam	23 Jan 20	20-Feb-22	2,787,493	47,200 (35,519)	39,501	78 (79)	1.4%	2,890	988	79,216,176	76,182,386	77.6	
				19,022,052	164,906	320,536	397	1.7%					

Note: Population of each member state has remained constant.

- 406,068,981 confirmed cases** of COVID-19 have been reported in **224 countries/states** (other than China, Hong Kong, Taiwan, Macau, and ASEAN countries):

REGION	COUNTRY	FIRST CONFIRMED CASE(S)	LATEST REPORT ON CONFIRMED CASE(S)	TOTAL CONFIRMED CASES	NEW CASES	TOTAL DEATHS	NEW DEATHS	CASE FATALITY RATE	CUMULATIVE CASES/ 100,000	NUMBER OF TESTS LAST 14 DAYS/ 100,000	CUMULATIVE IMMUNIZED	CUMULATIVE FULLY VACCINATED	FULLY VACCINATED / 100
ASIA PACIFIC	Japan	16 Jan 2020	20-Feb-22	4,476,342	71,482	21,710	158	0.5%	3,545	1,723	101,571,281	100,062,531	79.4
	South Korea	20 Jan 2020	20-Feb-22	1,962,837	104,828	7,405	51	0.4%	3,796	6,722	44,779,154	44,272,949	86.3
	Nepal	24 Jan 2020	20-Feb-22	975,559	229	11,921	4	1.2%	3,410	329	18,261,165	16,525,155	55.7
	Australia	25 Jan 2020	20-Feb-22	2,691,017	15,298	4,913	33	0.2%	10,491	4,134	21,954,313	20,403,693	79.1
	Sri Lanka	27 Jan 2020	20-Feb-22	636,837	1,231	15,994	25	2.5%	2,921	530	16,829,089	14,052,854	65.4
	India	30 Jan 2020	20-Feb-22	42,822,473	19,968	511,903	673	1.2%	3,134	1,220	961,693,778	768,626,041	55.2

Afghanistan	24 Feb 2020	20-Feb-22	172,205	274	7,539	5	4.4%	453		4,723,416	4,043,580	10.2	
Pakistan	26 Feb 2020	20-Feb-22	1,500,320	1,644	30,009	33	2.0%	693	341	122,046,024	94,523,444	42.0	
New Zealand	28 Feb 2020	20-Feb-22	31,087	2,336	53	-	0.2%	632	6,319	4,237,941	3,950,301	77.1	
Bhutan	05 Mar 2020	20-Feb-22	10,078	521	6	1	0.1%	1,321	18,537	594,872	572,425	73.4	
Maldives	07 Mar 2020	20-Feb-22	165,073	844	291	1	0.2%	31,090	9,964	398,010	370,594	68.2	
Bangladesh	08 Mar 2020	20-Feb-22	1,933,291	1,987	28,965	21	1.5%	1,186	265	101,441,932	74,109,751	44.6	
Mongolia	10 Mar 2020	20-Feb-22	461,038	488	2,159	2	0.5%	14,295	5,111	2,270,828	2,172,141	65.2	
Turkey	10 Mar 2020	20-Feb-22	13,504,485	70,355	92,451	263	0.7%	16,187	6,484	57,614,902	52,701,325	62.0	
French Polynesia	12 Mar 2020	18-Feb-22	57,862	-	637	-	1.1%	20,718		182,726	166,049	58.8	
Guam	15 Mar 2020	19-Feb-22	42,403	-	316	-	0.7%	25,346		148,816	134,130	79.6	
New Caledonia	17 Mar 2020	18-Feb-22	43,885	-	287	-	0.7%	15,248		186,918	178,121	61.8	
Fiji	18 Mar 2020	18-Feb-22	63,624	-	824	-	1.3%	7,149	219	666,202	616,991	68.3	
Papua New Guinea	21 Mar 2020	17-Feb-22	39,580	-	628	-	1.6%	451		297,688	236,924	2.6	
Timor Leste	21 Mar 2020	20-Feb-22	22,358	44	125	-	0.6%	1,729	2,434	674,828	568,544	42.3	
Northern Mariana Islands	28 Mar 2020	19-Feb-22	8,422	-	26	-	0.3%	14,720		44,959	42,601	82.2	
North Korea	24 Jul 2020	25-Jul-20	1	-	-	-	0.0%	0					
Solomon Islands	03 Oct 2020	20-Feb-22	5,684	119	77	3	1.4%	849		197,796	80,001	11.4	
Wallis et Futuna	17 Oct 2020	03-Dec-21	454	-	7	-	1.5%	2,833		6,151	6,136	55.3	
Marshall Islands	26 Oct 2020	06-Jan-22	7	-	-	-	0.0%	12		27,874	23,655	30.4	
Vanuatu	11 Nov 2020	20-Feb-22	15	4	1	-	6.7%	5		110,235	73,810	23.5	
Samoa	18 Nov 2020	02-Feb-22	33	-	-	-	0.0%	17		145,589	129,850	64.9	
Micronesia	11 Jan 2021	11-Jan-21	1	-	-	-	0.0%	1		58,084	46,484	45.4	
Palau	31 May 2021	18-Feb-22	3,463	-	5	-	0.1%	19,230		20,181	17,696	82.2	
Tonga	05 Nov 2021	19-Feb-22	234	-	-	-	0.0%	224		74,004	64,680	60.6	
Kiribati	25 Jan 2022	20-Feb-22	2,833	10	11	2	0.4%	2,409		74,579	46,015	37.9	
AMERICAS	USA	21 Jan 2020	20-Feb-22	80,080,833	8,272	959,265	135	1.2%	24,397	2,192	252,650,507	213,808,615	64.4

Canada	25 Jan 2020	20-Feb-22	3,241,127	3,163	36,041	29	1.1%	8,528	1,987	32,511,018	30,736,937	80.7
Brazil	26 Feb 2020	19-Feb-22	28,177,367	-	644,195	-	2.3%	13,307	1,151	175,933,938	153,259,174	71.6
Mexico	28 Feb 2020	19-Feb-22	5,407,711	-	315,525	-	5.8%	4,239	111	84,958,858	78,569,196	60.3
Saint Martin	01 Mar 2020	17-Feb-22	9,827	-	63	-	0.6%	25,859				
Ecuador	01 Mar 2020	16-Feb-22	808,925	-	35,105	-	4.3%	4,656	400	14,729,705	13,465,195	75.3
Dominican Republic	01 Mar 2020	19-Feb-22	571,552	-	4,357	-	0.8%	5,322	583	7,068,158	5,848,497	53.4
Chile	03 Mar 2020	20-Feb-22	2,851,382	32,136	41,347	151	1.5%	15,045	7,151	17,716,805	17,118,160	89.1
Argentina	03 Mar 2020	20-Feb-22	8,827,504	4,450	125,278	93	1.4%	19,643	913	40,186,730	35,751,926	78.4
Peru	05 Mar 2020	19-Feb-22	3,490,988	-	209,298	-	6.0%	10,738	2,597	25,214,266	23,163,230	69.4
Costa Rica	06 Mar 2020	18-Feb-22	783,437	-	7,894	-	1.0%	15,521	1,389	4,119,679	3,747,136	72.9
Colombia	06 Mar 2020	20-Feb-22	6,047,042	3,381	138,106	110	2.3%	12,013	811	41,039,767	32,991,350	64.4
French Guiana	06 Mar 2020	18-Feb-22	77,454	-	387	-	0.5%	39,617				
Martinique	06 Mar 2020	16-Feb-22	108,349	-	861	-	0.8%	25,029				
Paraguay	07 Mar 2020	19-Feb-22	634,780	-	18,191	-	2.9%	9,011	1,148	3,761,096	3,169,397	43.9
Panama	10 Mar 2020	19-Feb-22	750,087	-	8,010	-	1.1%	17,664	3,143	3,185,718	2,533,765	57.8
Bolivia	10 Mar 2020	19-Feb-22	889,044	-	21,367	-	2.4%	7,722	775	6,852,189	5,495,795	46.4
Honduras	11 Mar 2020	16-Feb-22	406,872	-	10,608	-	2.6%	4,175		5,299,044	4,560,702	45.3
Cuba	11 Mar 2020	20-Feb-22	1,065,385	628	8,487	1	0.8%	9,400	-	10,595,818	9,864,341	87.2
Guyana	11 Mar 2020	19-Feb-22	62,638	-	1,210	-	1.9%	8,002	-	428,991	322,465	40.8
Jamaica	12 Mar 2020	20-Feb-22	127,610	94	2,784	5	2.2%	4,328	657	760,643	643,040	21.6
St Vincent and the Grenadines	12 Mar 2020	19-Feb-22	6,732	-	104	-	1.5%	6,087	271	34,930	28,782	25.9
Saint Lucia	13 Mar 2020	17-Feb-22	22,426	-	354	-	1.6%	12,269		57,543	51,783	28.1
Trinidad and Tobago	13 Mar 2020	20-Feb-22	123,721	564	3,567	5	2.9%	8,869	-	739,274	699,604	49.9
Venezuela	13 Mar 2020	19-Feb-22	510,553	-	5,602	-	1.1%	1,790		22,157,232	14,287,370	49.8
Guatemala	13 Mar 2020	19-Feb-22	756,600	-	16,780	-	2.2%	4,557	500	7,096,019	5,499,833	30.1
Uruguay	13 Mar 2020	19-Feb-22	812,367	-	6,865	-	0.8%	23,467	5,804	2,957,448	2,705,489	77.6
Curacao	13 Mar 2020	20-Feb-22	38,717	22	260	-	0.7%	24,576		106,409	98,030	59.5
Puerto Rico	13 Mar 2020	19-Feb-22	471,232	-	4,078	-	0.9%	14,755		3,028,122	2,581,739	80.8
Suriname	13 Mar 2020	19-Feb-22	77,686	-	1,309	-	1.7%	13,363	299	265,523	234,389	39.6
Antigua and Barbuda	13 Mar 2020	19-Feb-22	7,408	-	135	-	1.8%	7,628	-	63,244	60,492	61.3

Guadeloupe	13 Mar 2020	17-Feb-22	123,622	-	828	-	0.7%	27,906				
Cayman Islands	13 Mar 2020	17-Feb-22	18,728	-	17	-	0.1%	28,835		59,441	57,627	86.7
Aruba	14 Mar 2020	20-Feb-22	33,606	6	198	-	0.6%	31,610		87,259	80,322	74.9
Bahamas	15 Mar 2020	19-Feb-22	33,024	-	768	-	2.3%	8,479	970	162,601	153,291	38.6
US Virgin Islands	16 Mar 2020	19-Feb-22	15,302	-	108	-	0.7%	14,350		67,227	55,802	52.5
Sint Maarten	17 Mar 2020	19-Feb-22	9,526	-	85	-	0.9%	23,386		27,743	25,679	59.1
Montserrat	17 Mar 2020	08-Feb-22	163	-	2	-	1.2%	1,745		1,842	1,697	34.1
Barbados	17 Mar 2020	20-Feb-22	53,698	190	310	2	0.6%	18,708		159,619	148,589	51.7
El Salvador	18 Mar 2020	17-Feb-22	147,786	-	4,032	-	2.7%	2,290	508	4,554,203	4,233,066	64.9
Nicaragua	18 Mar 2020	15-Feb-22	17,895	-	219	-	1.2%	273		5,371,365	3,822,334	57.0
Bermuda	18 Mar 2020	17-Feb-22	11,316	-	122	-	1.1%	17,704		46,961	46,041	74.2
Haiti	19 Mar 2020	17-Feb-22	30,162	-	814	-	2.7%	268	-	150,155	99,729	0.9
Dominica	22 Mar 2020	18-Feb-22	10,801	-	57	-	0.5%	15,042		32,027	29,400	40.7
Grenada	22 Mar 2020	19-Feb-22	13,525	-	214	-	1.6%	12,076		42,855	37,338	33.0
Belize	23 Mar 2020	18-Feb-22	56,079	-	641	-	1.1%	14,366	8,990	233,957	205,869	50.8
Turks and Caicos Islands	23 Mar 2020	19-Feb-22	5,846	-	36	-	0.6%	15,307		30,801	28,811	73.5
Saint Kitts and Nevis	24 Mar 2020	19-Feb-22	5,523	-	42	-	0.8%	10,456	1,130,786	31,100	26,256	49.0
British Virgin Islands	25 Mar 2020	18-Feb-22	6,050	-	62	-	1.0%	20,147		18,786	17,236	56.7
Anguilla	26 Mar 2020	16-Feb-22	2,506	-	9	-	0.4%	18,908		10,230	9,500	62.8
Caribbean Netherlands	01 Apr 2020	19-Feb-22	7,508	-	31	-	0.4%	41,683		19,109	16,736	63.3
Falkland Islands	03 Apr 2020	11-Feb-22	90	-	-	-	0.0%	3,412		2,632	1,775	50.3
Saint Pierre and Miquelon	05 Apr 2020	17-Feb-22	1,047	-	1	-	0.1%	14,932				
Saint Barthelemy	25 Jul 2020	17-Feb-22	3,735	-	6	-	0.2%	44,201				
EUROPE												
France	24 Jan 2020	19-Feb-22	22,227,826	-	136,594	-	0.6%	33,146	6,786	53,919,703	52,122,458	77.3
Germany	27 Jan 2020	20-Feb-22	13,618,472	128,683	121,891	66	0.9%	16,382	2,953	63,366,170	62,455,132	74.4
Finland	29 Jan 2020	18-Feb-22	605,046	-	2,277	-	0.4%	10,960	3,097	4,467,351	4,213,817	76.0
Italy	30 Jan 2020	20-Feb-22	12,469,975	42,202	152,989	141	1.2%	20,681	11,784	50,567,606	47,144,611	78.1
Russian Federation	31 Jan 2020	20-Feb-22	15,370,419	170,699	345,500	745	2.2%	10,646	8,280	78,284,278	71,601,909	49.1

Spain	31 Jan 2020	18-Feb-22	10,809,222	-	97,998	-	0.9%	22,961	2,502	41,030,936	38,834,215	83.1
Sweden	31 Jan 2020	18-Feb-22	2,422,856	-	16,817	-	0.7%	23,556	1,453	7,798,800	7,566,261	74.5
United Kingdom of Great Britain	31 Jan 2020	20-Feb-22	18,605,752	25,536	160,581	74	0.9%	27,839	16,473	52,551,460	48,839,853	71.6
Belgium	05 Feb 2020	19-Feb-22	3,494,223	-	29,920	-	0.9%	30,427	4,632	9,198,967	9,016,565	77.5
Switzerland	25 Feb 2020	18-Feb-22	2,652,931	-	13,117	-	0.5%	30,939	8,341	6,075,055	5,960,830	68.4
Austria	25 Feb 2020	20-Feb-22	2,473,099	22,075	14,581	19	0.6%	27,859	81,699	6,781,590	6,525,616	72.2
Croatia	25 Feb 2020	20-Feb-22	1,041,212	2,055	14,815	42	1.4%	25,598	3,700	2,303,772	2,223,417	54.5
Norway	26 Feb 2020	19-Feb-22	1,128,763	-	1,548	-	0.1%	21,107	5,040	4,326,880	4,015,453	73.5
Romania	26 Feb 2020	20-Feb-22	2,663,620	7,687	62,539	68	2.3%	13,761	5,272	8,127,352	8,034,384	42.0
Estonia	26 Feb 2020	20-Feb-22	459,747	4,111	2,162	4	0.5%	34,656	8,251	856,486	836,090	63.1
Georgia	26 Feb 2020	20-Feb-22	1,548,893	9,400	15,856	34	1.0%	41,633	5,549	1,554,984	1,239,949	31.2
North Macedonia	26 Feb 2020	20-Feb-22	293,328	668	8,898	7	3.0%	14,079	11,092	850,807	831,524	39.9
Greece	26 Feb 2020	20-Feb-22	2,298,926	9,596	25,327	67	1.1%	21,453	44,504	7,836,993	7,443,683	71.8
Denmark	27 Feb 2020	20-Feb-22	2,457,086	24,309	4,312	34	0.2%	42,228	25,239	4,845,268	4,740,535	81.6
San Marino	27 Feb 2020	14-Feb-22	13,988	-	110	-	0.8%	41,311		24,570	21,777	64.0
Lithuania	27 Feb 2020	20-Feb-22	862,049	5,688	8,251	15	1.0%	30,933	5,601	1,945,473	1,868,583	69.5
Netherlands	27 Feb 2020	20-Feb-22	6,082,555	36,437	21,483	8	0.4%	35,093	6,492	13,443,241	12,346,122	71.9
Azerbaijan	27 Feb 2020	20-Feb-22	774,394	2,685	9,235	24	1.2%	7,726	1,802	5,273,971	4,768,299	46.6
Belarus	28 Feb 2020	20-Feb-22	883,217	7,283	6,361	13	0.7%	9,330	3,985	5,387,508	4,372,737	46.3
Iceland	28 Feb 2020	18-Feb-22	102,086	-	58	-	0.1%	28,254	10,479	309,168	288,150	78.1
Ireland	28 Feb 2020	18-Feb-22	1,265,124	-	6,417	-	0.5%	25,602	4,040	4,042,164	3,943,948	79.2
Monaco	29 Feb 2020	20-Feb-22	9,188	2	51	-	0.6%	23,581		28,875	25,667	65.0
Czech Republic	01 Mar 2020	20-Feb-22	3,506,076	8,256	38,226	38	1.1%	32,860	9,986	6,937,466	6,831,129	63.7
Luxembourg	01 Mar 2020	18-Feb-22	177,372	-	983	-	0.6%	28,613	5,715	477,852	451,488	71.1
Armenia	01 Mar 2020	20-Feb-22	415,464	700	8,322	14	2.0%	14,047	2,319	1,067,296	876,951	29.6
Latvia	02 Mar 2020	20-Feb-22	585,944	6,776	5,108	9	0.9%	30,633	14,318	1,341,225	1,296,141	69.4
Portugal	02 Mar 2020	20-Feb-22	3,187,389	9,360	20,831	35	0.7%	31,038	14,305	9,641,296	9,291,799	91.4
Andorra	02 Mar 2020	18-Feb-22	37,589	-	150	-	0.4%	48,727	3,495	57,709	53,104	68.7
Liechtenstein	03 Mar 2020	20-Feb-22	11,238	125	75	-	0.7%	29,559	-	26,701	26,294	68.7
Ukraine	03 Mar 2020	20-Feb-22	4,720,771	17,448	104,518	152	2.2%	10,636	1,993	15,667,266	15,121,673	34.8

	Slovenia	04 Mar 2020	20-Feb-22	878,036	2,289	6,202	18	0.7%	42,053	47,790	1,263,495	1,217,473	58.6
	Hungary	04 Mar 2020	18-Feb-22	1,746,424	-	43,066	-	2.5%	17,875	3,988	6,386,416	6,149,334	63.8
	Poland	04 Mar 2020	20-Feb-22	5,553,841	13,679	109,817	25	2.0%	14,627	3,505	22,483,759	22,089,979	58.4
	Faroe Islands	04 Mar 2020	16-Feb-22	30,571	-	24	-	0.1%	62,802	28,557	41,715	40,895	83.4
	Bosnia and Herzegovina	05 Mar 2020	18-Feb-22	367,641	-	15,263	-	4.2%	11,137	-	943,394	846,080	25.9
	Gibraltar	05 Mar 2020	18-Feb-22	14,873	-	101	-	0.7%	44,132		41,691	40,813	121.1
	Slovakia	06 Mar 2020	20-Feb-22	1,354,348	11,912	18,240	15	1.3%	24,832	12,557	2,816,107	2,731,859	50.1
	Serbia	06 Mar 2020	20-Feb-22	1,883,113	3,876	14,849	62	0.8%	27,115	3,747	3,340,847	3,256,299	47.4
	Vatican City	06 Mar 2020	19-Jan-22	29	-	-	-	0.0%	3,149				
	Malta	07 Mar 2020	20-Feb-22	70,665	77	596	2	0.8%	14,058	4,463	468,497	460,390	89.2
	Moldova	07 Mar 2020	20-Feb-22	495,184	965	11,104	11	2.2%	18,632		989,897	1,027,734	25.5
	Bulgaria	08 Mar 2020	19-Feb-22	1,066,413	-	34,998	-	3.3%	15,287	4,382	1,904,143	2,036,346	29.5
	Albania	09 Mar 2020	20-Feb-22	270,164	260	3,438	5	1.3%	9,466	352	1,263,745	1,184,292	41.2
	Cyprus	09 Mar 2020	20-Feb-22	306,219	1,716	823	12	0.3%	25,549	98,187	686,819	642,892	71.8
	Channel Islands	09 Mar 2020	18-Feb-22	13,150	-	31	-	0.2%	20,160		54,146	51,351	81.0
	Jersey	10 Mar 2020	18-Feb-22	35,506	-	109	-	0.3%	39,098		82,474	78,544	77.7
	Kazakhstan	13 Mar 2020	20-Feb-22	1,298,456	847	13,535	-	1.0%	7,013	-	9,330,732	8,915,188	46.9
	Kosovo	13 Mar 2020	20-Feb-22	224,965	249	3,098	8	1.4%	12,538		897,602	811,944	45.6
	Uzbekistan	15 Mar 2020	20-Feb-22	235,267	204	1,619	2	0.7%	701		18,221,843	12,598,509	37.1
	Greenland	16 Mar 2020	19-Feb-22	11,565	-	12	-	0.1%	20,569		41,229	38,474	67.7
	Montenegro	17 Mar 2020	20-Feb-22	228,771	249	2,658	3	1.2%	36,772		288,086	279,439	44.5
	Kyrgyztan	18 Mar 2020	20-Feb-22	200,322	35	2,944	2	1.5%	3,102		1,411,745	1,137,523	17.2
	Isle of Man	19 Mar 2020	18-Feb-22	22,297	-	79	-	0.4%	26,361		69,336	66,427	77.8
	Tajikistan	30 Apr 2020	20-Feb-22	17,388	3	124	-	0.7%	187		4,659,726	3,871,743	39.7
MIDDLE EAST	UAE	29 Jan 2020	20-Feb-22	874,607	725	2,294	1	0.3%	8,951	54,506	9,890,367	9,425,519	94.3
	Iran	19 Feb 2020	20-Feb-22	6,942,452	16,967	135,040	242	1.9%	8,373	1,653	61,949,008	54,988,930	64.7
	Israel	21 Feb 2020	20-Feb-22	3,548,624	13,562	9,933	91	0.3%	39,197	15,596	6,697,504	6,116,909	65.8
	Lebanon	21 Feb 2020	20-Feb-22	1,046,173	3,145	9,970	20	1.0%	15,260	-	2,476,941	2,122,342	31.4
	Kuwait	24 Feb 2020	20-Feb-22	613,015	1,195	2,529	1	0.4%	14,571	7,507	3,376,127	3,374,933	78.0
	Oman	24 Feb 2020	20-Feb-22	375,688	3,628	4,231	6	1.1%	7,552		3,194,312	2,979,513	57.0
	Bahrain	24 Feb 2020	20-Feb-22	492,327	3,904	1,437	-	0.3%	29,999	23,917	1,227,305	1,197,343	68.5
	Iraq	24 Feb 2020	20-Feb-22	2,291,170	1,159	24,858	7	1.1%	5,828	551	9,589,248	6,570,825	16.0
	Qatar	29 Feb 2020	20-Feb-22	354,222	442	662	-	0.2%	12,508	9,605	2,360,308	2,218,292	75.7

AFRICA

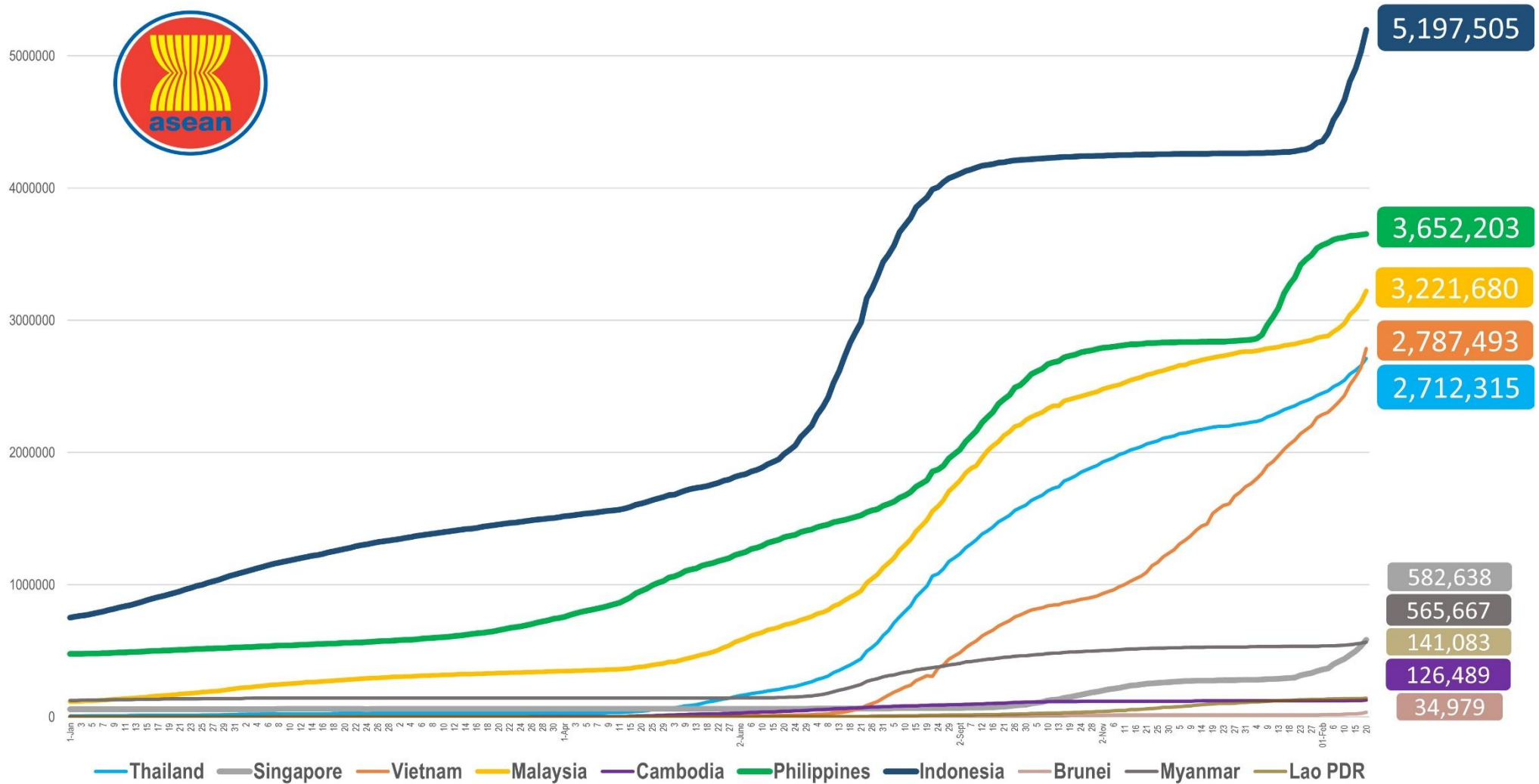
Saudi Arabia	02 Mar 2020	20-Feb-22	739,344	1,013	8,984	2	1.2%	2,158	3,476	25,792,668	23,964,566	67.8
Jordan	02 Mar 2020	20-Feb-22	1,570,907	10,085	13,682	25	0.9%	15,551	5,257	4,630,227	4,293,498	41.8
Palestine	05 Mar 2020	20-Feb-22	633,684	1,928	5,406	15	0.9%	13,525		2,079,315	1,530,174	29.3
Syria	22 Mar 2020	19-Feb-22	53,527	-	3,047	-	5.7%	314		2,125,205	1,163,125	6.4
Yemen	10 Apr 2020	20-Feb-22	11,736	5	2,122	2	18.1%	40		610,183	368,448	1.2
Egypt	14 Feb 2020	19-Feb-22	467,448	-	23,694	-	5.1%	466		39,317,370	28,777,097	27.6
Algeria	25 Feb 2020	20-Feb-22	264,054	118	6,797	10	2.6%	613		7,403,900	6,003,539	13.5
Nigeria	28 Feb 2020	19-Feb-22	254,243	-	3,142	-	1.2%	127	28	14,834,559	5,446,849	2.6
Tunisia	02 Mar 2020	18-Feb-22	979,612	-	27,375	-	2.8%	8,377	873	7,123,498	6,296,725	52.8
Morocco	02 Mar 2020	20-Feb-22	1,158,967	298	15,894	13	1.4%	3,178	512	24,800,057	23,234,829	62.2
Senegal	02 Mar 2020	20-Feb-22	85,564	19	1,958	-	2.3%	525	108	1,421,720	1,008,421	5.9
South Africa	05 Mar 2020	20-Feb-22	3,658,547	1,238	98,667	50	2.7%	6,248	624	20,564,143	17,493,932	29.1
Cameroon	06 Mar 2020	17-Feb-22	119,107	-	1,920	-	1.6%	460		837,860	663,317	2.4
Togo	06 Mar 2020	20-Feb-22	36,738	14	271	-	0.7%	455	146	1,415,448	1,075,383	12.7
Burkina Faso	09 Mar 2020	20-Feb-22	20,751	6	375	-	1.8%	102	24	1,169,097	771,895	3.6
Democratic Republic of Congo	10 Mar 2020	17-Feb-22	85,834	-	1,316	-	1.5%	99		440,134	253,900	0.3
Ivory Coast	11 Mar 2020	19-Feb-22	81,346	-	791	-	1.0%	316	111	5,546,012	3,028,763	11.2
Reunion	11 Mar 2020	15-Feb-22	278,494	-	603	-	0.2%	35,845				
Ghana	13 Mar 2020	09-Feb-22	158,220	-	1,433	-	0.9%	520	111	7,473,144	4,570,431	14.4
Guinea	13 Mar 2020	16-Feb-22	36,354	-	438	-	1.2%	285		3,531,742	1,875,830	13.9
Gabon	13 Mar 2020	18-Feb-22	47,484	-	303	-	0.6%	2,186	562	284,889	234,169	10.3
Sudan	13 Mar 2020	16-Feb-22	59,939	-	3,831	-	6.4%	140		4,408,196	1,983,137	4.4
Kenya	13 Mar 2020	20-Feb-22	322,696	27	5,635	-	1.7%	614	155	8,466,938	7,313,482	13.3
Ethiopia	13 Mar 2020	20-Feb-22	468,345	61	7,438	-	1.6%	418	69	10,122,093	1,836,345	1.6
Central African Republic	14 Mar 2020	14-Feb-22	14,187	-	113	-	0.8%	299	6	619,646	594,847	12.1
Seychelles	14 Mar 2020	15-Feb-22	38,766	-	159	-	0.4%	39,709		83,419	78,598	79.5
Rwanda	14 Mar 2020	20-Feb-22	129,372	3	1,456	1	1.1%	1,025	842	8,560,560	7,044,723	53.1
Namibia	14 Mar 2020	20-Feb-22	157,010	28	4,002	1	2.5%	6,294	563	429,742	365,083	14.1
Swaziland	14 Mar 2020	20-Feb-22	68,978	6	1,388	-	2.0%	6,008		378,854	336,066	28.7
Mauritania	14 Mar 2020	20-Feb-22	58,611	7	976	-	1.7%	1,295	567	1,505,964	1,009,599	21.1
Mayotte	14 Mar 2020	18-Feb-22	36,631	-	187	-	0.5%	23,032				
Equatorial Guinea	15 Mar 2020	17-Feb-22	15,870	-	182	-	1.1%	1,170	363	251,474	204,181	14.1
Republic of Congo	15 Mar 2020	14-Feb-22	23,874	-	375	-	1.6%	444		622,886	583,609	10.3
Benin	16 Mar 2020	16-Feb-22	26,567	-	163	-	0.6%	225		2,269,942	1,767,745	14.2
Liberia	16 Mar 2020	15-Feb-22	7,360	-	290	-	3.9%	149		1,116,709	1,084,591	20.9
Tanzania	16 Mar 2020	15-Feb-22	33,549	-	796	-	2.4%	58		2,545,391	1,716,894	2.8
Somalia	16 Mar 2020	15-Feb-22	26,260	-	1,345	-	5.1%	170		1,354,850	870,006	5.3
Gambia	17 Mar 2020	16-Feb-22	11,924	-	365	-	3.1%	508	114	317,855	304,688	12.3
Zambia	17 Mar 2020	20-Feb-22	311,194	178	3,943	-	1.3%	1,742	196	832,532	1,812,336	9.6
Mauritius	18 Mar 2020	19-Feb-22	29,224	-	786	-	2.7%	2,309		947,513	909,900	71.5

Djibouti	18 Mar 2020	20-Feb-22	15,542	1	189	-	1.2%	1,596		131,370	91,410	9.1
Niger	19 Mar 2020	20-Feb-22	8,738	4	303	-	3.5%	37		1,442,884	1,025,950	4.1
Chad	19 Mar 2020	07-Feb-22	7,214	-	190	-	2.6%	45	15	267,953	138,854	0.8
Zimbabwe	20 Mar 2020	20-Feb-22	233,224	194	5,386	1	2.3%	1,592	294	4,336,161	3,367,921	22.3
Cape Verde	20 Mar 2020	19-Feb-22	55,860	-	400	-	0.7%	10,158		346,572	291,201	51.8
Madagascar	20 Mar 2020	19-Feb-22	63,433	-	1,350	-	2.1%	235	130	978,718	926,543	3.3
Uganda	21 Mar 2020	18-Feb-22	163,032	-	3,580	-	2.2%	368	133	12,742,231	2,219,214	4.7
Eritrea	21 Mar 2020	19-Feb-22	9,687	-	103	-	1.1%	273				
Angola	21 Mar 2020	19-Feb-22	98,617	-	1,899	-	1.9%	310	76	10,241,793	5,088,239	15.0
Mozambique	22 Mar 2020	19-Feb-22	224,882	-	2,189	-	1.0%	741	65	10,759,191	9,022,900	28.1
Libya	24 Mar 2020	20-Feb-22	484,445	2,292	6,191	13	1.3%	7,148		2,101,417	1,049,306	15.1
Guinea-Bissau	25 Mar 2020	19-Feb-22	7,907	-	166	-	2.1%	412		506,823	335,557	16.7
Mali	25 Mar 2020	20-Feb-22	30,340	2	720	3	2.4%	154		1,077,715	711,564	3.4
Botswana	30 Mar 2020	17-Feb-22	261,913	-	2,608	-	1.0%	11,369	2,491	1,376,754	1,124,733	46.9
Sierra Leone	31 Mar 2020	19-Feb-22	7,663	-	125	-	1.6%	98		1,208,855	737,209	9.1
Burundi	31 Mar 2020	17-Feb-22	37,947	-	15	-	0.0%	329	276	8,452	8,001	0.1
Malawi	02 Apr 2020	20-Feb-22	85,219	14	2,606	1	3.1%	457	44	1,511,574	788,297	4.0
South Sudan	05 Apr 2020	16-Feb-22	16,903	-	137	-	0.8%	153	53	325,688	277,166	2.4
Sao Tome and Principe	06 Apr 2020	20-Feb-22	5,926	1	71	-	1.2%	2,756		88,983	61,405	27.5
Comoros	30 Apr 2020	19-Feb-22	8,016	-	160	-	2.0%	942		341,102	296,859	33.4
Lesotho	13May 2020	14-Feb-22	32,434	-	696	-	2.1%	1,526		782,175	727,528	33.7

406,068,981 984,979 5,586,615 4,085 1.4%

COVID-19 Epi curve among ASEAN Countries:

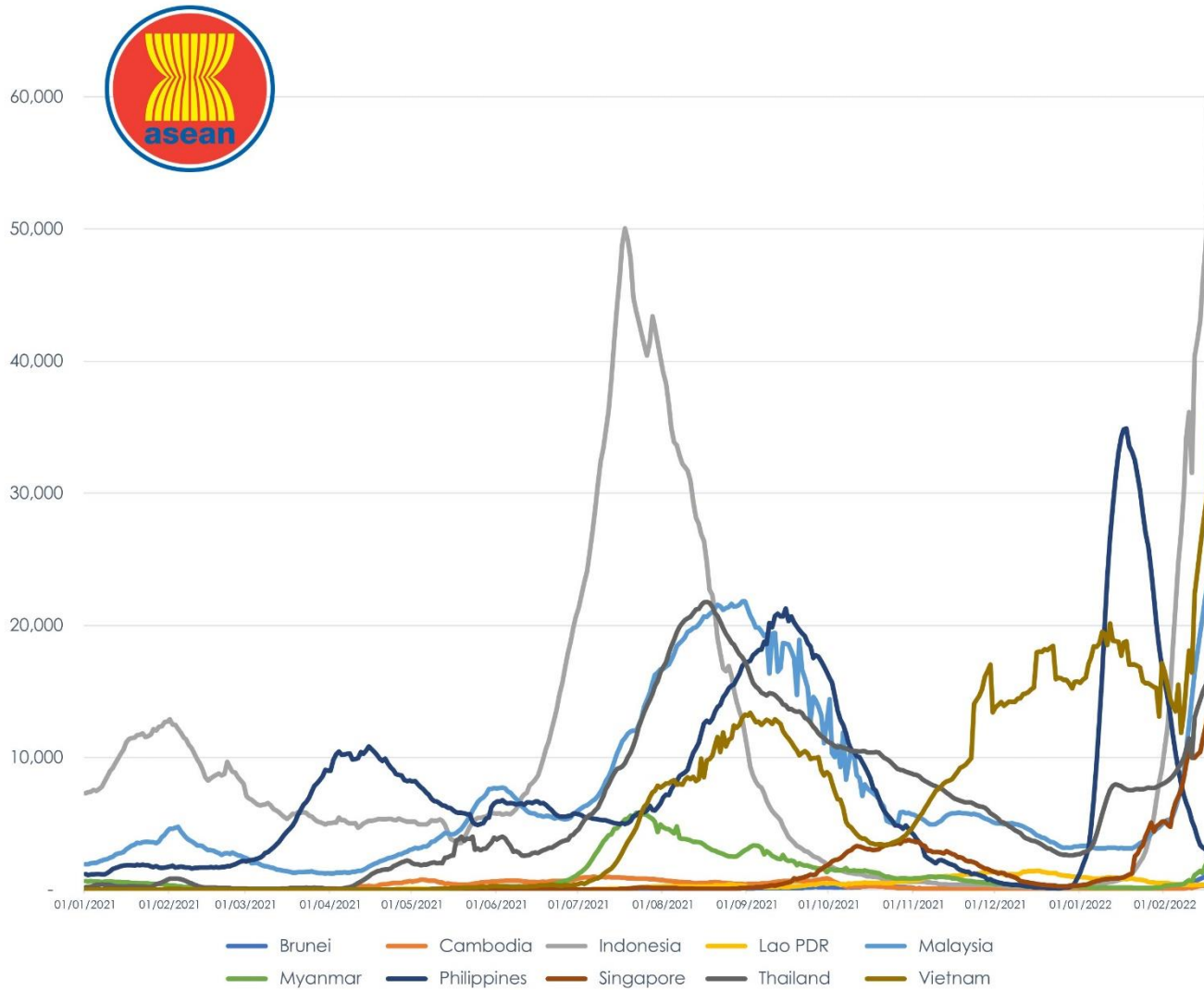
From January 1, 2021 to February 20, 2022



Cumulative cases of COVID-19 in the ASEAN Region as of February 20, 2022 (Report generated by ASEAN Biodiaspora Virtual Center)

7-Day Rolling Average of COVID-19 new cases

From January 1, 2021 to February 20, 2022

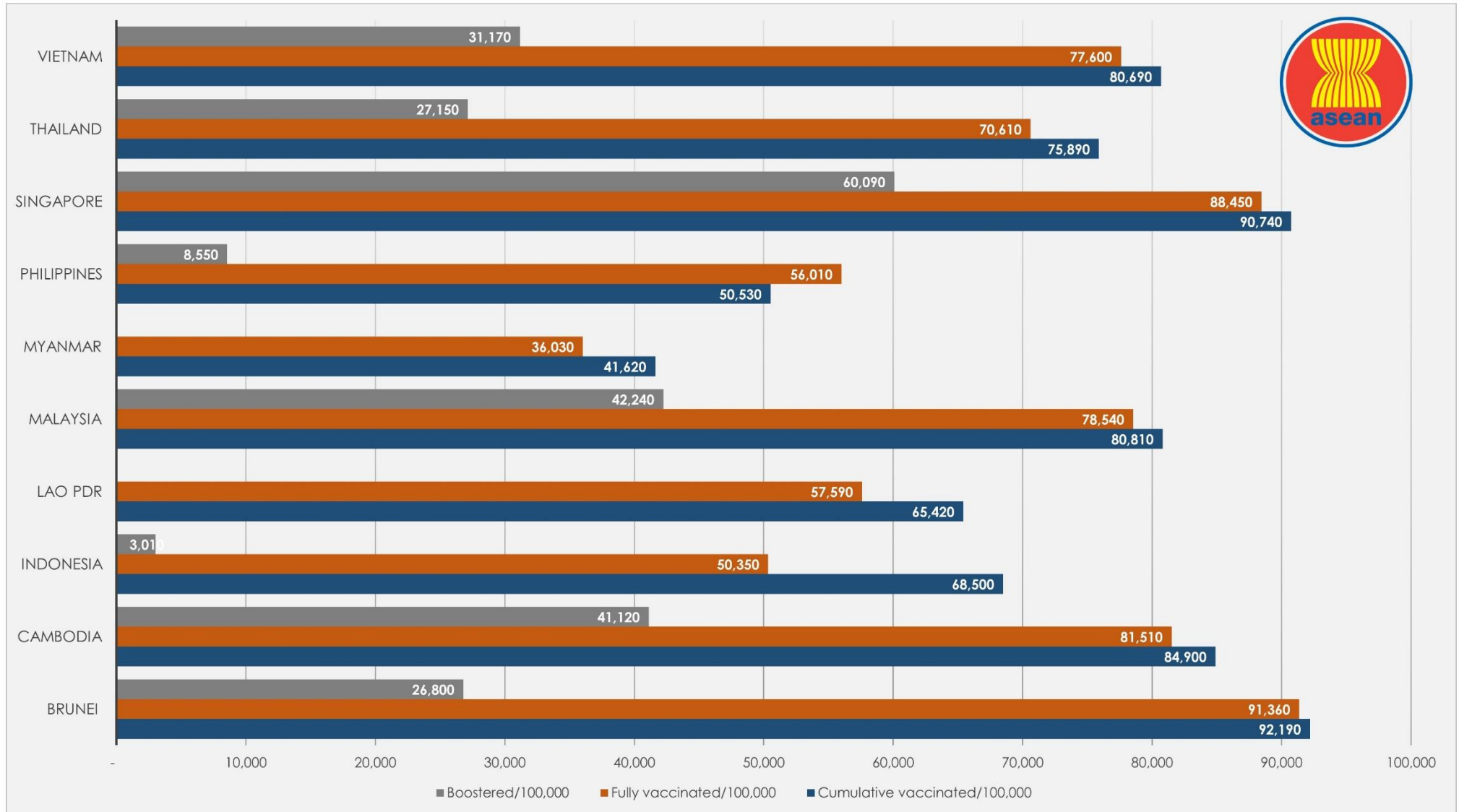


ASEAN Country	New Cases Rate of Change 7-Day Window*	P-value
Brunei	156.21	0.001
Cambodia	23.58	0.001
Indonesia	2429.53	0.011
Lao PDR	-11.22	0.111
Malaysia	1083.3	0
Myanmar	243.94	0.001
Philippines	-208.59	0
Singapore	747.99	0.004
Thailand	498.27	0.032
Vietnam	1822.58	0.037

**Beta coefficient of linear line of best fit; equal to the rate of change in the 7-day rolling average of new cases over the past 7 days (as of February 20, 2022)

COVID-19 Vaccination Status


as of 20 February 2022



Note: Philippine data on "Cumulative People Vaccinated" not updated

COVID-19 Outlook Assessment

as of 16 February 2022

 ASEAN MEMBER STATE	REQUIREMENT							
	At least 80% of the high-risk population has been vaccinated with at least one dose of a COVID-19 vaccine.		At least 65% of the total population has a level of immunity to COVID-19; either recovered from COVID-19 or have been vaccinated with at least one dose of a COVID-19 vaccine.		Case levels are generally low (a 7-day rolling average number of daily new cases that is <10 cases per 100,000, with each day's past-14-day test positivity is consistently <5%).		Government Policy on containment and health (strictness and comprehensiveness in COVID-19 related government policies)	
	% of High risk population fully vaccinated	Population vaccinated/day (7-day average)	% of Total population fully vaccinated	Population vaccinated/day (7-day average)	Daily cases/100,000	Test positivity last 14 days	Containment and health index score - Oxford COVID-19 Government Response Tracker (OxCGRT)	Change over the past 30 days
Brunei	≥90.0	Unknown	≥90.0	Unknown	267.92	Unknown	67.9/100	0.0
Cambodia	≥90.0	0%/day	87.6	0.03%/day	2.01	5.9	48.5/100	0.0
Indonesia	≥90.0	0%/day	52.7	0.24%/day	19.13	13.3	63.4/100	0.0
Lao PDR	≥90.0	0%/day	62.7	Unknown	4.03	29.8	74.8/100	+6.6
Malaysia	≥90.0	0%/day	79.0	0%/day	72.79	6.4	64.9/100	0.0
Myanmar	≥90.0	0%/day	37.3	Unknown	3.79	3.6	69.4/100	0.0
Philippines	≥90.0	0%/day	59.6	1.43%/day	2.54	34.7	82.4/100	+4.2
Singapore	≥90.0	0%/day	85.5	0.11%/day	188.45	unknown	74.4/100	0.0
Thailand	≥90.0	0%/day	71.6	0.04%/day	22.68	17.3	53.0/100	-4.8
Vietnam	86.3	0.05%/day	82.2	0.05%/day	31.45	43	71.4/100	-3.0



Report generated by
ASEAN Biodiaspora Virtual Center (ABVC)
 in collaboration with **Bluedot Inc.**
 Email: support@biodiaspora.org

