

COVID-19 Situational Report in the ASEAN Region

ASEAN BioDiaspora Virtual Center (ABVC)

as of October 20, 2021



Canada



COVID-19: Highlights and Situation Overview

Global Update

- Worldwide, there have been over 242 million cases and almost 5 million deaths attributed to COVID-19.

Regional Update

- Vietnam's thirty-two cities and provinces across the country have declared their COVID-19 risk levels on October 18, following the Government's new guidelines on safe adaptation to the pandemic outlined in Resolution 128/NQ-CP. The guidelines set out three indicators to assess the level of pandemic risk – the number of new community infections, the coverage of vaccinations, and the ability to receive and treat patients at all levels. Under Resolution 128, four levels of pandemic risk are introduced as follows: a) Level 1: Low-risk (new normal) – labeled green; b) Level 2: Medium-risk – labeled yellow; c) Level 3: High-risk – labeled orange and d) Level 4: Very high-risk – labeled red. Based on instructions of the Ministry of Health, cities and provinces shall decide to raise or lower their COVID-19 risk levels. In case of raising the pandemic assessment risk, local authorities shall have to inform citizens and businesses at least 48 hours in advance. Accordingly, 18 provinces at Level 1 include Lai Chau, Cao Bang, Lao Cai, Bac Kan, Dien Bien, Tuyen Quang, Thai Nguyen, Bac Ninh, Bac Giang, Nam Dinh, Quang Ninh, Quang Ngai, Phu Yen, Dong Nai, Ben Tre, Binh Thuan, and Soc Trang. Fourteen cities and provinces at Level 2 include Vinh Phuc, Phu Tho, Son La, Hai Duong, Hung Yen, Ha Tinh, Da Nang, Quang Tri, Dak Lak, Can Tho, Long An, Tien Giang, Bac Lieu and Vinh Long. Though the capital city of Hanoi has yet to declare its risk level, the municipal Centre for Disease Control and Prevention (CDC-Hanoi) has assessed the city's first and second indicators (the number of new community infections and vaccine coverage) as Level 1.
- Indonesia has extended community activities restrictions enforcement (PPKM) for another 14 days from October 19 to November 2. The Coordinating Minister for Maritime Affairs and Investment and PPKM Coordinator for Java and Bali said on October 18 that 54 districts and cities on these two islands will apply PPKM level 2 and nine other locations apply PPKM level 1. Amusement parks and cinemas in localities applying PPKM level 2 will be allowed to open to welcome children, provided that parents' contacts are present in case of contact tracing when needed. In recent weeks, the number of COVID-19 infections in Indonesia has dropped sharply. In particular, from September 29 to October 19, the number of new infections has never exceeded 2,000 cases per day. According to Indonesia's Ministry of Health, 903 new COVID-19 cases was reported on October 19 bringing the total number of cases in the country to 4,236,287. Meanwhile, the Indonesian government is strengthening strategies to prevent the risk of a third wave of COVID-19 by the end of 2021 - when people's travel increases during the Christmas and New Year holiday. Minister of Information and said that six strategies have been implemented based on successful experience in reducing COVID-19 cases previously. The first strategy is to strictly control areas when community activities are relaxed. People must stay vigilant in implementing health protocols and limiting movement. The second strategy is to increase inoculation for the elderly, especially those in concentrated areas and centres of economic growth, in order to reduce mortality and hospitalization if a third wave occurs. Third, the government also encourages the acceleration of vaccination for children so that when the Christmas and New Year holiday comes, child immunity has been formed. Fourth, along with the opening of international flights, the government is committed to controlling the movement of international travellers with strict rules. Fifth, the role of local authorities is strengthened in monitoring activities and educating local residents about health care. Lastly, communication work continues to be carried out to raise public awareness about following health protocols to better control COVID-19 pandemic.

Vaccine Update

- Malaysia reported a total of 22,013,263 individuals or 94% of the adult population in the country have completed COVID-19 vaccination. According to the Health Ministry's data on the CovidNow portal, 22,764,203 individuals or 97.2% of the adult population had received at least one dose of the vaccine as of October 19. In addition, 1,039,689 individuals or 33% of adolescents aged 12 to 17 years had completed COVID-19 vaccination while 2,491,822 individuals or 79.1% have received at least one dose of the vaccine. In total, 134,684 doses of the COVID-19 vaccine, were administered yesterday bringing the number of doses administered so far under the National COVID-19 Immunization Programme (NIP) to 48,181,111. Meanwhile, a total of 1,365 booster doses were administered to the target group yesterday, bringing the cumulative total of booster shots given to 32,121. Meanwhile, AstraZeneca has delivered an additional 604,100 doses of its COVID-19 vaccine in Malaysia to support the country's ongoing battle against the pandemic. To date, more than 5.1 million doses of AstraZeneca vaccine had been delivered to Malaysia through direct supply, COVAX and donations from other countries.

Travel Advisories (new update/s)

- Vietnam: The Ministry of Transport announced on October 19 that it has built plans on restoring domestic flights in the period from October 21 until November 30 based on the outcomes of the pilot resumption of domestic flights from October 10 to 17. Accordingly, a maximum of six flights each way daily will be allowed on the routes connecting Hanoi – Ho Chi Minh City, Hanoi – Da Nang, and Da Nang – Ho Chi Minh City from October 21 – November 14, and the number will be raised to seven during November 15 to 30. On other routes, the maximum will be four flights each way per day. The frequency of flights by each airline on each route will be increase by one per day on November 1 and 15 if the average seat occupancy of all airlines on the route during the previous 7 days reached at least 75%.

Cases and Deaths as of 20 October 2021

- As of 20 October 2021 (2PM, GMT+8), worldwide, there were **242,638,876** confirmed cases, including **4,932,922** deaths. Globally, Case Fatality Rate (CFR) was **2.0**.
- In **China**, there were **125,305** confirmed cases with **5,695** deaths, including deaths in Hong Kong (213) and Taiwan (846). Confirmed cases in China include confirmed cases in Hong Kong (12,302), Macau (77), and Taiwan (16,343). CFR was **4.5**.
- 12,845,042 confirmed cases** of COVID-19 have been reported in the ASEAN region with a total of **273,292 deaths**, with a CFR of **2.1**.

REGION	COUNTRY	FIRST CONFIRMED CASE(S)	LATEST REPORT ON CONFIRMED CASE(S)	TOTAL CONFIRMED CASES	NEW CASES (7-DAY ROLLING AVERAGE)	TOTAL DEATHS	NEW DEATHS (7-DAY ROLLING AVERAGE)	CASE FATALITY RATE	CUMULATIVE CASES/ 100,000	NUMBER OF TESTS LAST 14 DAYS/ 100,000	CUMULATIVE VACCINATED	CUMULATIVE FULLY VACCINATED	FULLY VACCINATED / 100
ASEAN REGION	Brunei	10-Mar-20	19-Oct-21	11,220	173 (250)	77	1 (2)	0.7%	2,590		339,667	224,028	50.7
	Cambodia	27-Jan-20	19-Oct-21	117,035	175 (243)	2,681	11 (20)	2.3%	710	-	13,593,910	12,617,254	74.5
	Indonesia	02-Mar-20	19-Oct-21	4,236,287	903 (925)	143,049	50 (41)	3.4%	1,565	-	107,981,016	63,188,800	22.9
	Lao PDR	24-Mar-20	19-Oct-21	32,971	657 (510)	45	5 (2)	0.1%	460	846	3,091,161	2,343,258	31.8
	Malaysia	25-Jan-20	19-Oct-21	2,401,866	5,745 (6,898)	28,062	69 (77)	1.2%	7,518	4,439	25,241,619	22,934,377	70.0
	Myanmar	23-Mar-20	19-Oct-21	490,008	1,133 (1,254)	18,416	28 (33)	3.8%	907	396	8,390,746	3,872,956	7.1
	Philippines	30-Jan-20	19-Oct-21	2,731,735	4,449 (6,909)	40,972	211 (154)	1.5%	2,527	599	27,836,530	24,498,753	22.1
	Singapore	23-Jan-20	19-Oct-21	150,731	2,553 (3,072)	239	6 (10)	0.2%	2,643	7,406	4,738,426	4,682,680	79.4
	Thailand	13-Jan-20	19-Oct-21	1,802,934	9,122 (10,367)	18,407	71 (82)	1.0%	2,589	270	36,955,020	25,287,543	36.2
	Vietnam	23-Jan-20	19-Oct-21	870,255	3,034 (3,432)	21,344	75 (83)	2.5%	902	1,412	45,281,937	18,152,243	18.5
				12,845,042	27,944	273,292	527	2.1%					

- **229,668,529 confirmed cases** of COVID-19 have been reported in **222 countries/states** (other than China, Hong Kong, Taiwan, Macau, and ASEAN countries):

REGION	COUNTRY	FIRST CONFIRMED CASE(S)	LATEST REPORT ON CONFIRMED CASE(S)	TOTAL CONFIRMED CASES	NEW CASES	TOTAL DEATHS	NEW DEATHS	CASE FATALITY RATE	CUMULATIVE CASES/ 100,000	NUMBER OF TESTS LAST 14 DAYS/ 100,000	CUMULATIVE IMMUNIZED	CUMULATIVE FULLY VACCINATED	FULLY VACCINATED/ 100
ASIA PACIFIC	Japan	16 Jan 2020	19-Oct-21	1,716,111	372	18,073	27	1.1%	1,359	549	95,638,769	85,337,292	67.7
	South Korea	20 Jan 2020	19-Oct-21	344,518	1,073	2,689	21	0.8%	666	3,190	40,474,512	33,818,410	65.9
	Nepal	24 Jan 2020	19-Oct-21	806,517	957	11,305	12	1.4%	2,819	290	8,415,067	6,470,195	21.8
	Australia	25 Jan 2020	19-Oct-21	147,301	1,987	1,558	15	1.1%	574	9,399	18,377,356	14,556,942	56.5
	Sri Lanka	27 Jan 2020	19-Oct-21	532,766	548	13,525	18	2.5%	2,444	385	14,780,138	12,783,535	59.5
	India	30 Jan 2020	19-Oct-21	34,108,323	14,936	452,684	199	1.3%	2,496	1,210	696,638,920	282,315,818	20.3
	Afghanistan	24 Feb 2020	19-Oct-21	155,801	25	7,247	1	4.7%	410		828,601	430,744	1.1
	Pakistan	26 Feb 2020	19-Oct-21	1,265,650	603	28,300	20	2.2%	584	276	64,947,702	34,809,848	15.5
	New Zealand	28 Feb 2020	19-Oct-21	5,153	98	28	-	0.5%	105	6,264	3,582,822	2,805,048	57.7
	Bhutan	05 Mar 2020	15-Oct-21	2,617	-	3	-	0.1%	343	2,629	585,479	502,274	64.4
	Maldives	07 Mar 2020	19-Oct-21	86,324	113	239	1	0.3%	16,258	8,444	393,679	351,169	64.6
	Bangladesh	08 Mar 2020	19-Oct-21	1,566,296	469	27,785	7	1.8%	961	138	38,180,638	19,098,767	11.5
	Mongolia	10 Mar 2020	19-Oct-21	340,839	1,303	1,574	18	0.5%	10,568	3,433	2,253,925	2,136,376	64.2
	Turkey	10 Mar 2020	19-Oct-21	7,714,379	30,862	68,060	223	0.9%	9,247	5,541	54,914,321	47,450,026	55.8
	French Polynesia	12 Mar 2020	18-Oct-21	46,618	-	635	-	1.4%	16,692		155,290	147,185	52.1
	Guam	15 Mar 2020	18-Oct-21	16,991	-	223	-	1.3%	10,156		130,368	118,443	71.5
	New Caledonia	17 Mar 2020	19-Oct-21	10,163	93	243	1	2.4%	3,531		171,401	141,123	49.0
Fiji	18 Mar 2020	18-Oct-21	51,846	-	661	-	1.3%	5,826	-	619,734	517,175	57.3	
Papua New Guinea	21 Mar 2020	18-Oct-21	25,356	-	312	-	1.2%	289	-	133,741	61,221	0.7	
Timor Leste	21 Mar 2020	19-Oct-21	19,730	5	120	1	0.6%	1,526	1,141	495,822	315,033	23.4	
Northern Mariana Islands	28 Mar 2020	28-May-21	183	-	2	-	1.1%	320		36,092	34,548	60.7	

	North Korea	24 Jul 2020	25-Jul-20	1	-	-	-	0.0%	0				
	Solomon Islands	03 Oct 2020	16-Apr-21	20	-	-	-	0.0%	3		113,423	28,497	4.1
	Wallis et Futuna	17 Oct 2020	06-May-21	445	-	7	-	1.6%	2,777		5,781	5,321	48.0
	Marshall Islands	26 Oct 2020	17-Nov-20	4	-	-	-	0.0%	7		23,173	20,113	34.4
	Vanuatu	11 Nov 2020	21-Apr-21	4	-	1	-	25.0%	1		59,215	28,368	9.0
	Samoa	18 Nov 2020	12-Feb-21	3	-	-	-	0.0%	2		115,354	73,310	36.6
	Micronesia	11 Jan 2021	11-Jan-21	1	-	-	-	0.0%	1		45,505	39,861	38.5
	Palau	31 May 2021	08-Oct-21	8	-	-	-	0.0%	44		17,937	15,644	87.4
AMERICAS	USA	21 Jan 2020	19-Oct-21	45,935,731	27,519	747,213	704	1.6%	13,995	3,711	218,973,123	189,292,559	56.3
	Canada	25 Jan 2020	19-Oct-21	1,686,504	1,179	28,586	22	1.7%	4,438	3,375	29,594,487	27,772,651	73.0
	Brazil	26 Feb 2020	18-Oct-21	21,657,005	-	603,736	-	2.8%	10,227	-	156,384,784	106,344,897	49.7
	Mexico	28 Feb 2020	18-Oct-21	3,758,469	-	284,477	-	7.6%	2,946	144	68,643,676	51,615,810	39.6
	Saint Martin	01 Mar 2020	14-Oct-21	3,819	-	55	-	1.4%	10,049				
	Ecuador	01 Mar 2020	13-Oct-21	513,026	-	32,899	-	6.4%	2,953	104	11,708,111	10,032,731	56.1
	Dominican Republic	01 Mar 2020	19-Oct-21	372,077	630	4,093	3	1.1%	3,465	857	6,304,282	5,088,396	46.5
	Chile	03 Mar 2020	19-Oct-21	1,672,998	933	37,623	3	2.2%	8,828	3,685	16,111,504	14,366,309	74.8
	Argentina	03 Mar 2020	19-Oct-21	5,274,766	1,303	115,737	33	2.2%	11,738	612	31,177,414	24,514,822	53.8
	Peru	05 Mar 2020	18-Oct-21	2,190,396	-	199,882	-	9.1%	6,738	164	17,644,752	13,877,213	41.6
	Costa Rica	06 Mar 2020	18-Oct-21	552,953	-	6,857	-	1.2%	10,955	844	3,525,260	2,395,829	46.6
	Colombia	06 Mar 2020	19-Oct-21	4,983,527	952	126,910	24	2.5%	9,900	1,082	28,647,533	19,370,919	37.8
	French Guiana	06 Mar 2020	18-Oct-21	43,561	-	297	-	0.7%	22,281				
	Martinique	06 Mar 2020	10-Oct-21	42,167	-	638	-	1.5%	9,741				
	Paraguay	07 Mar 2020	18-Oct-21	460,553	-	16,228	-	3.5%	6,538	313	2,868,610	2,058,067	28.5
	Panama	10 Mar 2020	18-Oct-21	470,395	-	7,294	-	1.6%	11,077	1,639	2,960,028	2,338,282	53.4
	Bolivia	10 Mar 2020	18-Oct-21	507,134	-	18,877	-	3.7%	4,405	563	4,357,421	3,465,762	29.3
	Honduras	11 Mar 2020	18-Oct-21	372,920	-	10,121	-	2.7%	3,826		3,520,903	2,537,900	25.2
	Cuba	11 Mar 2020	19-Oct-21	938,577	1,768	8,101	22	0.9%	8,281	-	9,713,978	6,777,771	59.9
	Guyana	11 Mar 2020	18-Oct-21	34,514	-	875	-	2.5%	4,409		369,877	226,649	28.7
	Jamaica	12 Mar 2020	18-Oct-21	87,586	-	2,117	-	2.4%	2,971	572	561,160	337,419	11.4

St Vincent and the Grenadines	12 Mar 2020	18-Oct-21	4,627	-	53	-	1.1%	4,184	-	23,127	14,903	13.4
Saint Lucia	13 Mar 2020	18-Oct-21	12,234	-	237	-	1.9%	6,693		49,234	37,778	20.5
Trinidad and Tobago	13 Mar 2020	18-Oct-21	54,267	-	1,605	-	3.0%	3,890	68	611,053	566,810	40.4
Venezuela	13 Mar 2020	18-Oct-21	394,061	-	4,734	-	1.2%	1,382		9,926,613	6,190,629	21.6
Guatemala	13 Mar 2020	17-Oct-21	588,262	-	14,387	-	2.4%	3,543	872	5,056,498	2,998,438	16.4
Uruguay	13 Mar 2020	18-Oct-21	391,167	-	6,069	-	1.6%	11,300	2,829	2,753,048	2,607,425	74.8
Curacao	13 Mar 2020	18-Oct-21	16,936	-	172	-	1.0%	10,750		99,260	91,246	55.4
Puerto Rico	13 Mar 2020	18-Oct-21	183,487	-	3,207	-	1.7%	5,745		2,578,407	2,306,058	72.2
Suriname	13 Mar 2020	18-Oct-21	46,996	-	1,029	-	2.2%	8,084		241,921	186,376	31.5
Antigua and Barbuda	13 Mar 2020	17-Oct-21	3,918	-	95	-	2.4%	4,034	-	55,103	46,287	46.9
Guadeloupe	13 Mar 2020	13-Oct-21	54,152	-	731	-	1.3%	12,224				
Cayman Islands	13 Mar 2020	13-Oct-21	1,011	-	2	-	0.2%	1,557		55,780	55,780	83.9
Aruba	14 Mar 2020	18-Oct-21	15,732	-	170	-	1.1%	14,798		82,107	76,112	71.0
Bahamas	15 Mar 2020	16-Oct-21	21,978	-	626	-	2.8%	5,643	-	133,591	110,710	27.9
US Virgin Islands	16 Mar 2020	18-Oct-21	7,079	-	78	-	1.1%	6,639		55,129	48,185	46.0
Sint Maarten	17 Mar 2020	18-Oct-21	4,448	-	73	-	1.6%	10,920		26,122	24,101	55.5
Montserrat	17 Mar 2020	09-Oct-21	41	-	1	-	2.4%	439		1,502	1,409	28.3
Barbados	17 Mar 2020	18-Oct-21	13,171	-	119	-	0.9%	4,589		144,981	116,514	40.5
El Salvador	18 Mar 2020	18-Oct-21	110,188	-	3,505	-	3.2%	1,707	-	4,246,672	3,616,154	55.5
Nicaragua	18 Mar 2020	12-Oct-21	15,737	-	206	-	1.3%	240		671,784	328,206	4.9
Bermuda	18 Mar 2020	15-Oct-21	5,567	-	95	-	1.7%	8,710		45,017	43,400	69.9
Haiti	19 Mar 2020	18-Oct-21	23,042	-	657	-	2.9%	205		73,568	28,941	0.3
Dominica	22 Mar 2020	13-Oct-21	4,153	-	28	-	0.7%	5,783		26,806	22,024	30.5
Grenada	22 Mar 2020	18-Oct-21	5,769	-	193	-	3.3%	5,151		36,757	28,605	25.3
Belize	23 Mar 2020	18-Oct-21	24,447	-	465	-	1.9%	6,263	2,173	199,932	144,531	35.7
Turks and Caicos Islands	23 Mar 2020	18-Oct-21	2,926	-	23	-	0.8%	7,661		28,305	26,112	66.6
Saint Kitts and Nevis	24 Mar 2020	18-Oct-21	2,574	-	21	-	0.8%	4,873	11,224	26,249	23,069	43.1
British Virgin Islands	25 Mar 2020	06-Oct-21	2,725	-	37	-	1.4%	9,074		17,607	15,468	50.8

	Anguilla	26 Mar 2020	18-Oct-21	698	-	1	-	0.1%	5,266		9,548	9,157	60.5
	Caribbean Netherlands	01 Apr 2020	18-Oct-21	2,341	-	19	-	0.8%	12,997		19,109	16,736	63.3
	Falkland Islands	03 Apr 2020	06-Oct-21	68	-	-	-	0.0%	2,578		2,632	1,775	50.3
	Saint Pierre and Miquelon	05 Apr 2020	04-Oct-21	32	-	-	-	0.0%	456				
	Saint Barthelemy	25 Jul 2020	14-Oct-21	1,588	-	6	-	0.4%	18,793				
EUROPE	France	24 Jan 2020	19-Oct-21	7,096,043	5,934	117,355	49	1.7%	10,582		50,862,502	45,426,651	67.2
	Germany	27 Jan 2020	19-Oct-21	4,422,127	10,581	95,547	80	2.2%	5,319	1,129	57,279,438	54,728,050	65.2
	Finland	29 Jan 2020	19-Oct-21	151,787	580	1,120	-	0.7%	2,750	1,825	4,186,384	3,721,297	67.1
	Italy	30 Jan 2020	19-Oct-21	4,722,188	2,695	131,655	70	2.8%	7,831	6,798	46,270,565	42,345,065	70.2
	Russian Federation	31 Jan 2020	19-Oct-21	8,060,752	33,740	225,325	1,015	2.8%	5,583	5,246	51,388,292	47,319,976	32.4
	Spain	31 Jan 2020	19-Oct-21	4,990,767	1,889	87,051	21	1.7%	10,601	2,406	37,891,519	37,074,146	79.3
	Sweden	31 Jan 2020	18-Oct-21	1,163,595	-	14,923	-	1.3%	11,313		7,209,695	6,791,114	66.8
	United Kingdom of Great Britain	31 Jan 2020	19-Oct-21	8,541,192	43,324	138,852	223	1.6%	12,780	16,581	49,422,753	45,377,411	66.5
	Belgium	05 Feb 2020	19-Oct-21	1,289,033	3,521	25,780	12	2.0%	11,225	4,942	8,654,561	8,503,085	73.1
	Switzerland	25 Feb 2020	19-Oct-21	858,198	1,243	11,178	4	1.3%	10,008	3,726	5,653,845	5,338,562	61.3
	Austria	25 Feb 2020	19-Oct-21	780,269	2,590	11,196	16	1.4%	8,790	43,491	5,818,218	5,538,189	61.2
	Croatia	25 Feb 2020	19-Oct-21	429,974	1,741	8,928	21	2.1%	10,571	2,699	1,870,455	1,754,919	43.0
	Norway	26 Feb 2020	19-Oct-21	197,504	608	884	-	0.4%	3,693	1,582	4,191,957	3,707,612	67.8
	Romania	26 Feb 2020	19-Oct-21	1,486,264	18,863	42,616	574	2.9%	7,678	4,410	6,504,238	5,668,360	29.6
	Estonia	26 Feb 2020	19-Oct-21	174,436	1,101	1,435	6	0.8%	13,149	6,628	771,547	728,023	54.9
	Georgia	26 Feb 2020	19-Oct-21	670,552	5,739	9,546	36	1.4%	18,024	18,815	1,007,528	892,410	22.4
	North Macedonia	26 Feb 2020	19-Oct-21	197,669	472	6,978	14	3.5%	9,488	-	799,027	758,001	36.4
	Greece	26 Feb 2020	19-Oct-21	700,959	3,926	15,447	29	2.2%	6,541	20,661	6,550,625	6,309,081	60.8
	Denmark	27 Feb 2020	19-Oct-21	370,159	756	2,690	2	0.7%	6,362	9,480	4,467,373	4,397,832	75.7
	San Marino	27 Feb 2020	18-Oct-21	5,475	-	91	-	1.7%	16,170		25,084	22,218	65.3
Lithuania	27 Feb 2020	19-Oct-21	372,585	2,466	5,489	33	1.5%	13,369	7,381	1,782,367	1,645,518	61.2	
Netherlands	27 Feb 2020	19-Oct-21	2,054,960	3,895	18,263	13	0.9%	11,856	467	12,876,117	11,605,975	67.6	
Azerbaijan	27 Feb 2020	19-Oct-21	505,554	2,102	6,793	15	1.3%	5,044	1,299	4,964,341	4,230,682	41.4	

Belarus	28 Feb 2020	19-Oct-21	575,856	1,913	4,432	15	0.8%	6,083	-	2,468,546	1,749,584	18.5
Iceland	28 Feb 2020	19-Oct-21	12,703	89	33	-	0.3%	3,516	4,400	282,338	277,837	80.9
Ireland	28 Feb 2020	19-Oct-21	419,087	2,397	5,306	-	1.3%	8,481	5,514	3,791,218	3,727,958	74.8
Monaco	29 Feb 2020	19-Oct-21	3,378	15	34	1	1.0%	8,670		26,672	23,308	59.0
Czech Republic	01 Mar 2020	19-Oct-21	1,712,246	2,530	30,570	16	1.8%	16,048		6,132,849	6,031,678	56.2
Luxembourg	01 Mar 2020	18-Oct-21	80,085	-	840	-	1.0%	12,919	4,432	424,732	399,522	62.9
Armenia	01 Mar 2020	19-Oct-21	284,237	1,054	5,842	37	2.1%	9,610	4,574	344,029	170,212	5.7
Latvia	02 Mar 2020	19-Oct-21	188,722	1,853	2,920	23	1.5%	9,866	11,895	1,032,249	940,147	50.4
Portugal	02 Mar 2020	19-Oct-21	1,080,929	832	18,106	6	1.7%	10,526	5,524	8,975,593	8,782,671	86.4
Andorra	02 Mar 2020	19-Oct-21	15,369	2	130	-	0.8%	19,923	2,013	54,312	47,720	61.7
Liechtenstein	03 Mar 2020	19-Oct-21	3,500	2	60	-	1.7%	9,206	4,540	24,787	23,166	60.6
Ukraine	03 Mar 2020	19-Oct-21	2,660,273	15,579	61,348	538	2.3%	5,994	1,302	8,065,760	6,573,564	15.1
Slovenia	04 Mar 2020	19-Oct-21	310,170	1,669	4,645	4	1.5%	14,855	2,542	1,140,178	1,066,583	51.3
Hungary	04 Mar 2020	19-Oct-21	837,248	859	30,418	16	3.6%	8,570	1,884	5,919,930	5,694,336	59.1
Poland	04 Mar 2020	19-Oct-21	2,945,056	3,930	76,179	64	2.6%	7,756	1,241	20,028,338	19,728,692	52.2
Faroe Islands	04 Mar 2020	16-Oct-21	1,350	-	2	-	0.1%	2,773		38,942	37,119	75.7
Bosnia and Herzegovina	05 Mar 2020	19-Oct-21	245,791	709	11,228	27	4.6%	7,446	966	734,195	508,008	15.6
Gibraltar	05 Mar 2020	19-Oct-21	5,780	11	98	-	1.7%	17,151		39,972	39,768	118.0
Slovakia	06 Mar 2020	19-Oct-21	439,735	1,797	12,864	10	2.9%	8,063	7,042	2,482,655	2,282,096	41.8
Serbia	06 Mar 2020	19-Oct-21	1,062,960	7,664	9,214	57	0.9%	15,305	3,877	3,064,730	2,933,395	42.5
Vatican City	06 Mar 2020	17-Oct-20	27	-	-	-	0.0%	2,932				
Malta	07 Mar 2020	19-Oct-21	37,486	22	459	-	1.2%	7,458	4,488	425,719	425,044	82.6
Moldova	07 Mar 2020	19-Oct-21	319,614	1,715	7,309	36	2.3%	12,026	3,616	824,986	832,171	20.7
Bulgaria	08 Mar 2020	19-Oct-21	550,555	4,957	22,612	124	4.1%	7,892	3,562	1,407,830	1,388,405	20.1
Albania	09 Mar 2020	19-Oct-21	178,804	616	2,841	12	1.6%	6,265	-	979,655	857,201	29.8
Cyprus	09 Mar 2020	18-Oct-21	120,806	-	565	-	0.5%	10,079	55,488	599,781	564,181	63.0
Channel Islands	09 Mar 2020	19-Oct-21	1,903	26	19	-	1.0%	2,917		32,969	13,618	20.3
Jersey	10 Mar 2020	19-Oct-21	10,510	61	80	1	0.8%	11,573		78,161	74,270	73.5
Kazakhstan	13 Mar 2020	19-Oct-21	919,533	1,387	11,797	46	1.3%	4,967	-	8,029,779	7,128,454	37.5
Kosovo	13 Mar 2020	18-Oct-21	160,540	-	2,973	-	1.9%	8,947				
Uzbekistan	15 Mar 2020	19-Oct-21	181,654	342	1,292	2	0.7%	541		12,772,433	5,688,341	16.8

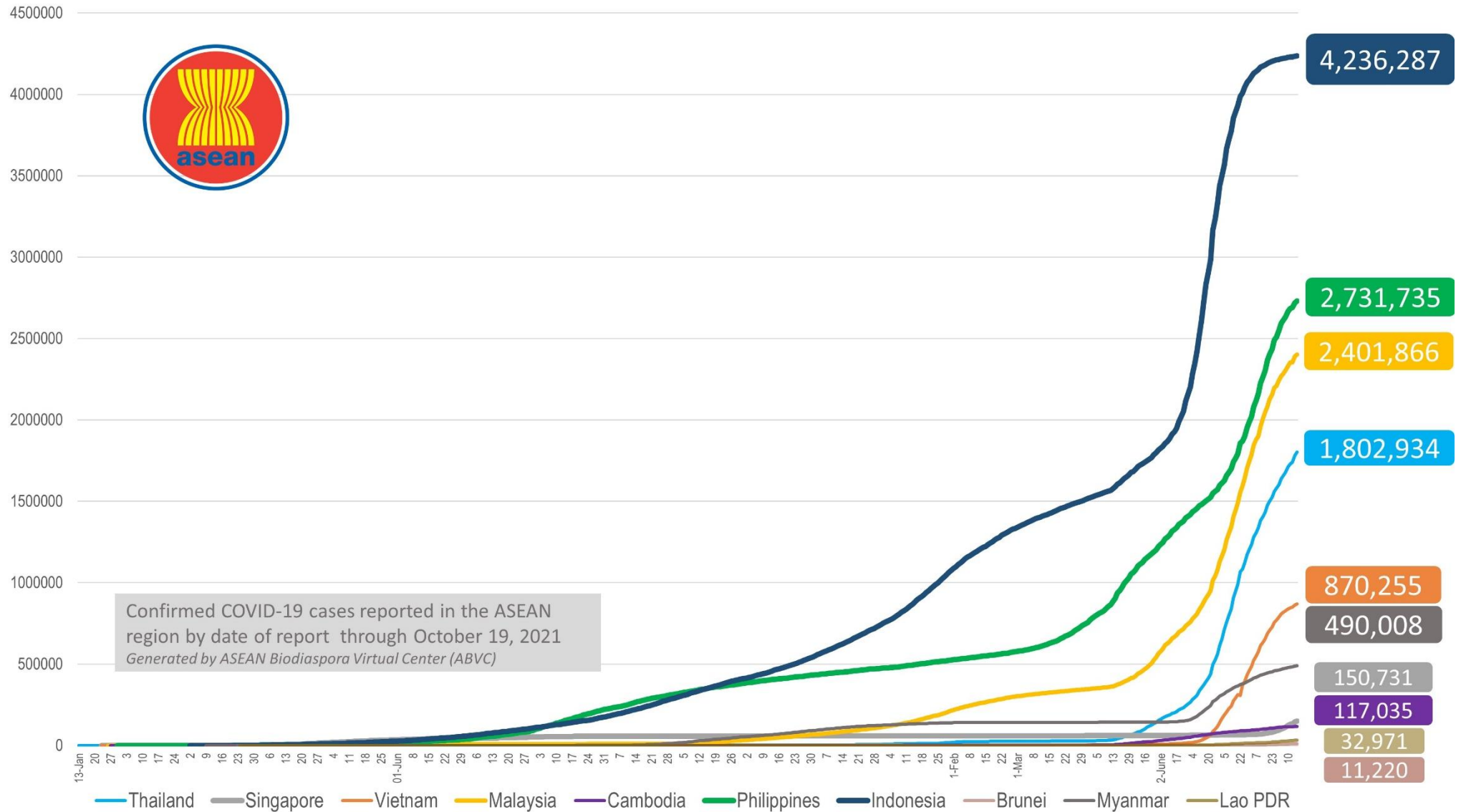
	Greenland	16 Mar 2020	19-Oct-21	688	34	-	-	0.0%	1,224		40,033	36,724	64.6
	Montenegro	17 Mar 2020	19-Oct-21	138,607	560	2,042	6	1.5%	22,279		253,068	231,346	36.8
	Kyrgyzstan	18 Mar 2020	19-Oct-21	180,006	93	2,638	2	1.5%	2,788		916,055	694,374	10.5
	Isle of Man	19 Mar 2020	19-Oct-21	8,742	95	54	-	0.6%	10,335		65,504	64,021	75.0
	Tajikistan	30 Apr 2020	16-Oct-21	17,086	-	124	-	0.7%	183		2,513,950	2,011,987	20.6
MIDDLE EAST	UAE	29 Jan 2020	19-Oct-21	738,812	122	2,122	2	0.3%	7,562	40,938	9,524,548	8,535,498	85.4
	Iran	19 Feb 2020	19-Oct-21	5,809,967	13,308	124,423	167	2.1%	7,007	1,550	48,956,693	25,156,987	29.6
	Israel	21 Feb 2020	19-Oct-21	1,319,001	1,243	8,021	11	0.6%	14,569	13,706	6,207,918	5,703,661	64.9
	Lebanon	21 Feb 2020	18-Oct-21	634,209	-	8,430	-	1.3%	9,251	-	1,697,675	1,413,844	20.9
	Kuwait	24 Feb 2020	19-Oct-21	412,403	32	2,458	-	0.6%	9,803	4,997	2,668,082	923,307	21.3
	Oman	24 Feb 2020	18-Oct-21	304,066	-	4,106	-	1.4%	6,112		2,959,586	2,294,880	43.9
	Bahrain	24 Feb 2020	19-Oct-21	276,262	74	1,392	1	0.5%	16,833	11,981	1,171,211	1,134,060	64.9
	Iraq	24 Feb 2020	19-Oct-21	2,038,847	1,835	22,810	25	1.1%	5,187	528	5,260,678	3,246,256	7.9
	Qatar	29 Feb 2020	19-Oct-21	238,079	83	608	-	0.3%	8,407	2,421	2,360,308	2,218,292	75.7
	Saudi Arabia	02 Mar 2020	19-Oct-21	548,018	49	8,767	2	1.6%	1,599	1,739	23,924,621	20,774,357	58.8
	Jordan	02 Mar 2020	19-Oct-21	844,801	1,597	10,895	8	1.3%	8,363	3,372	3,829,713	3,420,178	33.3
	Palestine	05 Mar 2020	19-Oct-21	449,705	674	4,599	9	1.0%	9,598		1,416,215	1,176,037	22.5
	Syria	22 Mar 2020	18-Oct-21	39,488	-	2,429	-	6.2%	231		681,791	367,744	2.0
	Yemen	10 Apr 2020	19-Oct-21	9,575	19	1,813	6	18.9%	33		308,025	48,148	0.2
AFRICA	Egypt	14 Feb 2020	18-Oct-21	319,339	-	18,015	-	5.6%	318		13,552,189	6,602,177	6.3
	Algeria	25 Feb 2020	19-Oct-21	205,453	89	5,875	2	2.9%	477		6,017,036	4,032,942	9.0
	Nigeria	28 Feb 2020	18-Oct-21	209,387	-	2,838	-	1.4%	104	26	5,118,422	2,359,781	1.1
	Tunisia	02 Mar 2020	18-Oct-21	710,953	-	25,100	-	3.5%	6,079	376	5,411,984	4,205,797	35.2
	Morocco	02 Mar 2020	19-Oct-21	942,779	499	14,566	5	1.5%	2,585	405	23,236,666	20,925,569	56.0
	Senegal	02 Mar 2020	19-Oct-21	73,875	2	1,872	1	2.5%	453	123	1,280,390	877,598	5.1
	South Africa	05 Mar 2020	19-Oct-21	2,917,255	452	88,674	55	3.0%	4,982	590	14,097,921	10,759,755	17.9
	Cameroon	06 Mar 2020	13-Oct-21	98,402	-	1,550	-	1.6%	380		397,608	142,770	0.5
	Togo	06 Mar 2020	18-Oct-21	25,903	-	239	-	0.9%	320	173	867,386	419,768	5.0
	Burkina Faso	09 Mar 2020	19-Oct-21	14,759	7	209	6	1.4%	73		273,428	208,994	1.0
	Democratic Republic of Congo	10 Mar 2020	17-Oct-21	57,338	-	1,091	-	1.9%	66		102,610	37,644	0.0
	Ivory Coast	11 Mar 2020	18-Oct-21	61,072	-	685	-	1.1%	237	121	2,060,675	701,472	2.6
	Reunion	11 Mar 2020	12-Oct-21	54,024	-	370	-	0.7%	6,953				
	Ghana	13 Mar 2020	15-Oct-21	129,592	-	1,169	-	0.9%	426	128	1,369,515	820,037	2.6
	Guinea	13 Mar 2020	15-Oct-21	30,572	-	385	-	1.3%	239		1,355,165	655,258	4.9
	Gabon	13 Mar 2020	17-Oct-21	33,842	-	218	-	0.6%	1,558	3,557	120,033	86,340	3.8
	Sudan	13 Mar 2020	16-Oct-21	39,550	-	3,038	-	7.7%	92		649,062	581,846	1.3
	Kenya	13 Mar 2020	18-Oct-21	252,066	-	5,224	-	2.1%	479	-	3,303,782	1,216,971	2.2

Ethiopia	13 Mar 2020	19-Oct-21	359,881	386	6,258	20	1.7%	321	82	3,042,671	964,972	0.8
Central African Republic	14 Mar 2020	17-Oct-21	11,478	-	100	-	0.9%	242		245,444	9,901	0.2
Seychelles	14 Mar 2020	18-Oct-21	21,903	-	119	-	0.5%	22,436		80,595	74,778	75.6
Rwanda	14 Mar 2020	19-Oct-21	99,213	32	1,314	1	1.3%	786	1,018	2,928,553	1,718,424	12.9
Namibia	14 Mar 2020	18-Oct-21	128,353	-	3,540	-	2.8%	5,145	694	285,993	209,055	8.1
Swaziland	14 Mar 2020	19-Oct-21	46,372	1	1,236	1	2.7%	4,039		236,992	229,476	19.6
Mauritania	14 Mar 2020	18-Oct-21	36,722	-	789	-	2.1%	811	-	711,425	587,570	12.3
Mayotte	14 Mar 2020	15-Oct-21	20,439	-	181	-	0.9%	12,851				
Equatorial Guinea	15 Mar 2020	16-Oct-21	13,020	-	161	-	1.2%	960	482	237,751	181,635	12.5
Republic of Congo	15 Mar 2020	17-Oct-21	15,962	-	231	-	1.4%	297		279,091	119,594	2.1
Benin	16 Mar 2020	13-Oct-21	24,560	-	161	-	0.7%	208	-	216,527	186,951	1.5
Liberia	16 Mar 2020	15-Oct-21	5,808	-	286	-	4.9%	118		84,482	9,135	0.2
Tanzania	16 Mar 2020	12-Oct-21	26,034	-	724	-	2.8%	45		350,000	885,579	1.4
Somalia	16 Mar 2020	10-Oct-21	21,269	-	1,180	-	5.5%	138		355,132	280,690	1.7
Gambia	17 Mar 2020	13-Oct-21	9,946	-	339	-	3.4%	424	63	184,817	171,987	6.9
Zambia	17 Mar 2020	19-Oct-21	209,549	13	3,658	-	1.7%	1,173	353	311,049	496,527	2.6
Mauritius	18 Mar 2020	19-Oct-21	16,669	48	134	5	0.8%	1,317		881,907	831,887	65.3
Djibouti	18 Mar 2020	19-Oct-21	13,423	8	181	-	1.3%	1,379		66,010	26,087	2.6
Niger	19 Mar 2020	18-Oct-21	6,177	-	205	-	3.3%	26		479,613	323,533	1.3
Chad	19 Mar 2020	15-Oct-21	5,067	-	174	-	3.4%	32		150,842	40,597	0.2
Zimbabwe	20 Mar 2020	18-Oct-21	132,405	-	4,659	-	3.5%	904	313	3,241,469	2,501,519	16.6
Cape Verde	20 Mar 2020	18-Oct-21	38,049	-	347	-	0.9%	6,919		286,160	186,276	33.2
Madagascar	20 Mar 2020	13-Sep-21	42,898	-	958	-	2.2%	159	-	197,001	184,632	0.7
Uganda	21 Mar 2020	17-Oct-21	125,283	-	3,187	-	2.5%	283	105	2,378,171	415,486	0.9
Eritrea	21 Mar 2020	19-Oct-21	6,778	2	45	-	0.7%	191				
Angola	21 Mar 2020	18-Oct-21	63,012	-	1,670	-	2.7%	198		3,787,300	1,437,397	4.2
Mozambique	22 Mar 2020	19-Oct-21	151,136	24	1,927	-	1.3%	498	81	1,973,519	1,808,510	5.6
Libya	24 Mar 2020	18-Oct-21	351,224	-	4,924	-	1.4%	5,182		1,467,363	331,651	4.8
Guinea-Bissau	25 Mar 2020	16-Oct-21	6,130	-	141	-	2.3%	319		111,771	9,730	0.5
Mali	25 Mar 2020	19-Oct-21	15,674	31	558	1	3.6%	80		327,313	257,460	1.2
Botswana	30 Mar 2020	18-Oct-21	184,051	-	2,389	-	1.3%	7,989	-	525,739	258,260	10.8
Sierra Leone	31 Mar 2020	03-Oct-21	6,396	-	121	-	1.9%	82		318,380	110,744	1.4
Burundi	31 Mar 2020	18-Oct-21	19,745	-	14	-	0.1%	171				
Malawi	02 Apr 2020	19-Oct-21	61,732	6	2,295	1	3.7%	331	-	895,463	518,717	2.6
South Sudan	05 Apr 2020	17-Oct-21	12,225	-	130	-	1.1%	111	-	84,658	35,809	0.3
Sao Tome and Principe	06 Apr 2020	19-Oct-21	3,685	8	56	-	1.5%	1,714		75,837	27,883	12.5
Comoros	30 Apr 2020	18-Oct-21	4,191	-	147	-	3.5%	493		213,143	162,098	18.2

Lesotho	13May 2020	16-Oct-21	21,530	-	655	-	3.0%	1,013	347,836	339,506	15.7
			229,668,529	308,951	4,653,935	4,980	2.0%				

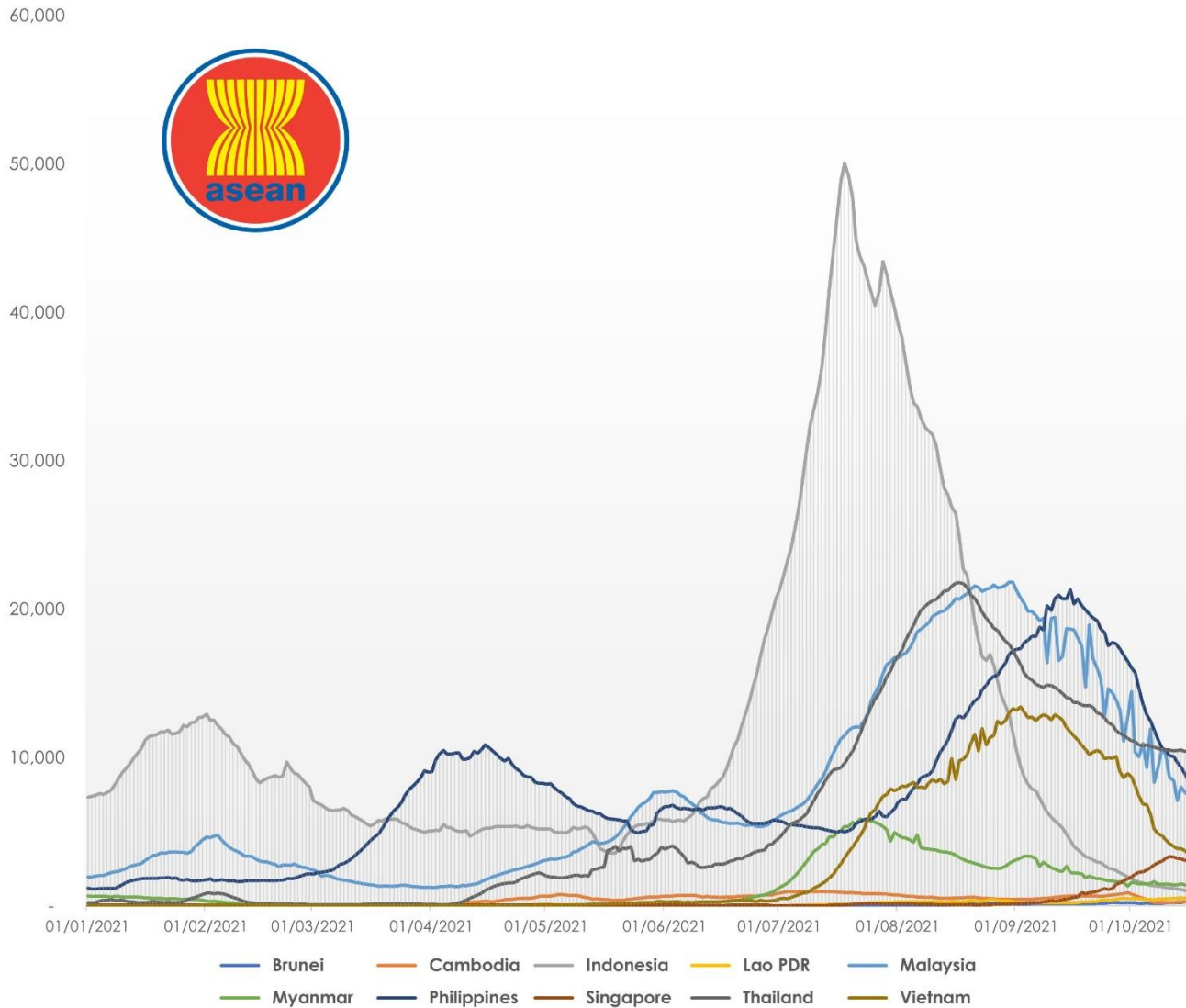
COVID-19 Epi curve among ASEAN Countries

as of 19 October 2021



7-Day Rolling Average of COVID-19 new cases

as of 19 October 2021

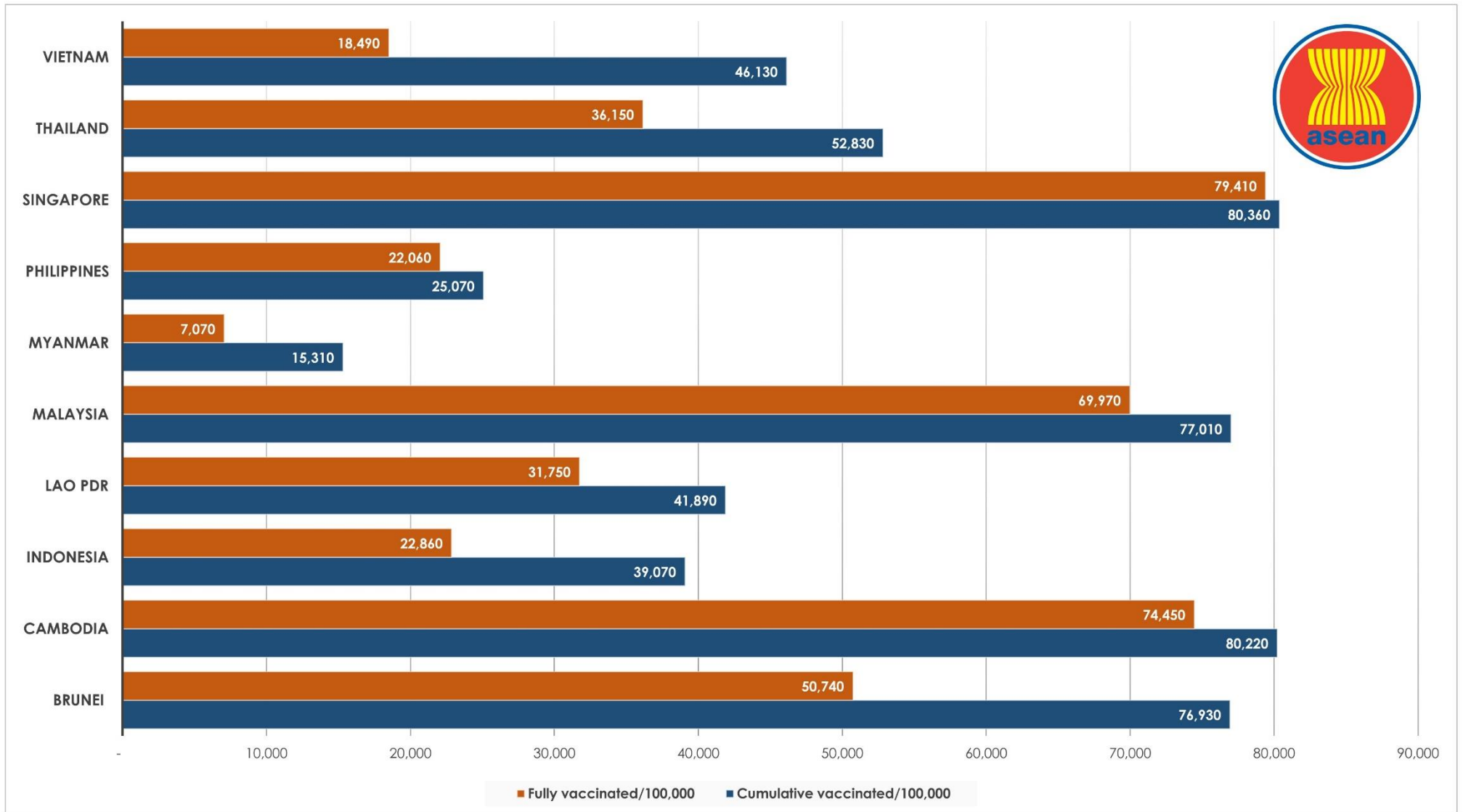


ASEAN Country	New Cases Rate of Change 7-Day Window*	P-value
Brunei	7.25	0.044
Cambodia	1.26	0.535
Indonesia	-32.19	0.001
Lao PDR	-2.18	0.5
Malaysia	-218.43	0
Myanmar	-31.13	0.005
Philippines	-468.24	0
Singapore	-24.49	0.052
Thailand	-16.57	0.031
Vietnam	-85.06	0.001

*Beta coefficient of linear line of best fit; equal to the rate of change in the 7-day rolling average of new cases over the past 7 days (as of October 19, 2021)


COVID-19 Vaccination Status

as of 19 October 2021



Outlook Assessment

as of 17 October 2021

 ASEAN MEMBER STATE	REQUIREMENT							
	At least 80% of the high-risk population has been vaccinated with at least one dose of a COVID-19 vaccine.		At least 65% of the total population has a level of immunity to COVID-19; either recovered from COVID-19 or have been vaccinated with at least one dose of a COVID-19 vaccine.		Case levels are generally low (a 7-day rolling average number of daily new cases that is <10 cases per 100,000, with each day's past-14-day test positivity is consistently <5%).		Government Policy on containment and health (strictness and comprehensiveness in COVID-19 related government policies)	
	% of High risk population with one dose	Population vaccinated/day (7-day average)	% of Total population with one dose	Completion date (moderate case scenario)	Daily cases/100,000	Test positivity last 14 days	Containment and health index score -Oxford COVID-19 Government Response Tracker (OxCGRT)	Change over the past 30 days
Brunei	>80.0	0%/day	77.3	Sept 2021	45.368	unknown	82.1/100	0.0
Cambodia	>80.0	0%/day	>80.1	Aug 2021	1.607	unknown	70.2/100	+1.4
Indonesia	>80.0	0%/day	42.1	Jan 2022	0.360	unknown	75.1/100	+2.6
Lao PDR	> 80.0	0%/day	45.9	Dec 2021	6.952	9.2	64.6/100	+8.3
Malaysia	>80.0	0%/day	79.0	Sep 2021	22.845	unknown	80.7/100	0.0
Myanmar	34.0	unknown-	16.6		2.432	7.8	73.0/100	+6.9
Philippines	>80.0	0%/day	28.7		7.110	19.7	81.3/100	+0.8
Singapore	>80.0	0%/day	>80.5	Jul 2021	52.506	4.5	61.3	-4.8
Thailand	>80.0	0%/day	54.5	Nov 2021	14.941	23.8	63.2/100	+2.4
Vietnam	>80.0	1.34%/day	48.0	Nov 2021	3.612	4.2	61.0	-17.3



Report generated by
ASEAN Biodiaspora Virtual Center (ABVC)
 in collaboration with **Bluedot Inc.**
 Email: support@biodiaspora.org

