

# COVID-19 Situational Report in the ASEAN Region

ASEAN Biodiaspora Virtual Center (ABVC)

as of August 20, 2021



Canada



# COVID-19: Highlights and Situation Overview

## Global Update

- Worldwide, there have been over 211 million cases and over 4 million deaths attributed to COVID-19.

## Regional Update

- Malaysia's National Security Council has decided to ease more restrictions for those who have been fully-vaccinated starting today (August 20). The relaxations apply to individuals in states and territories under phase one of the National Recovery Plan (NRP). These include Kedah, Selangor, Negeri Sembilan, Melaka and Johor as well as the federal territories of Kuala Lumpur and Putrajaya. Dining-in will now be allowed provided that owners must ensure that those who enter the premises for dine-in must show their COVID-19 vaccination digital certificates. Non-contact sports and recreational activities will also be permitted for residents in areas under phase one. Individuals can now exercise in both open and semi-open spaces from 6AM until 10PM. However, as Malaysia gradually reopens the economic and social sectors, the Health Ministry has reminded the public that the country's COVID-19 situation remains at a "worrying stage". Health Director-General said that in the last seven days, the country's daily cases are still at an average of 20,000 a day. The ministry understands the importance of reopening the economic and social sectors in stages as part of the National Recovery Plan (NRP), in the government's effort to balance lives and livelihoods but at the same time, the ministry is also striving to break the chain of COVID-19 infection and prevent the formation of more clusters. In addition, the enhanced movement control order (EMCO) will be enforced at four localities in Sabah, two in Kelantan and one in Pahang from August 21 until September 3. The affected areas in Sabah are Kampung Gambaron 1 and Ladang Ribu Bonus, Telupid; as well as Perumahan Ladang Cepat Wawasan 7000 and Perumahan Ladang Meridian Paitan, Beluran. In Kelantan, the affected areas are two Orang Asli villages, namely Kampung Blau and Kampung Batang in Pos Blau, Gua Musang while in Pahang, the area involved is the Sungai Lebak Orang Asli village in Bentong.
- Vietnam's business hub Ho Chi Minh City today (August 20) has announced that its residents will be prohibited from leaving their residences, as the country's biggest city turns to drastic measures to slow the increasing rate of COVID-19 deaths. Vietnam's toughest order comes amid the spike in fatalities and infections, despite weeks of lockdown measures. The Deputy Head of the city's COVID-19 authority said that these restrictions aim to reduce number of COVID-19 cases and will give authorities a chance to focus on treating gravely ill patients.
- Philippines' President on August 19 (Thursday) has approved the easing of COVID-19 restrictions in the capital region from August 21 to August 31. The capital region, Metro Manila, will be placed under the second- strictest level of COVID-19 restrictions after being on tight lockdown since August 6. The loosened restrictions will allow higher operating capacity in some businesses, however, indoor and al fresco dining and religious gatherings will remain prohibited.

## Vaccine Update

- Malaysia received 200,000 doses of CanSino COVID-19 vaccines today (August 20) - the first shipment of 3.5 million doses ordered from China's CanSino Biologics. CanSino is a single-dose vaccine and its usage in Malaysia was conditionally approved for use by the Drug

Control Authority on June 15. Meanwhile, Malaysia's Special Committee on COVID-19 Vaccine Supply (JKJAV) reported that the country has administered 517,692 doses of COVID-19 vaccines as of August 19. JKJAV reported that 180,810 people received the first dose while 336,882 received the second dose. Johor administered the most first doses with 32,966 jabs given, followed by Sabah (24,803), Terengganu (17,056) and Penang (14,956). For second doses, Selangor administered 91,218 jabs, followed by Kuala Lumpur (55,776), Johor (39,199) and Sabah (31,372). JKJAV said that since the National COVID-19 Immunization Programme started, a total of 29,886,548 COVID-19 vaccine doses had been administered in the country. It added that so far, 76.1% of the adult population had received at least one dose while 51.6% of the adult population had received both doses and were fully vaccinated.

- Singapore's Health Minister said on August 19 (Thursday) that a third vaccine shot will be administered for people who are severely immunocompromised at the time of their first two doses of the vaccine. These include those who are receiving cancer treatment, transplant patients, other patients on immunosuppressive therapy and end-stage kidney disease patients on dialysis. The minister said that because of their medical conditions, the bodies of these individuals "cannot produce as many antibodies or activate the necessary mechanisms to fight the coronavirus", thus, the third dose of vaccine is necessary. On the nationwide vaccination programme, the minister said that it is significant that 77% of the population have been fully vaccinated against COVID-19, and 82% have received at least one dose of the vaccine.

#### **Travel Advisories** (new update/s)

- Singapore: Singapore will launch its first vaccinated travel lanes with Germany and Brunei. Under these travel lanes, fully vaccinated travellers departing from Germany or Brunei can enter Singapore without serving a stay-home notice starting September 8. However, these travellers must undergo multiple COVID-19 tests while in Singapore. Children under 12, who cannot be vaccinated yet, will not be able to travel under the scheme. According to the Civil Aviation Authority of Singapore (CAAS), the vaccinated travel lanes will be open to all travel purposes, whether for leisure, business or to visit family. Meanwhile, border restrictions with Hong Kong and Macao will also be eased, with eligible visitors taking a COVID-19 test upon arrival instead of serving a stay-home notice in Singapore. Travellers from Hong Kong or Macao can apply for an Air Travel Pass to enter Singapore starting August 26. Travellers, however, will have to take a COVID-19 test upon arrival but will not need to serve a stay-home notice.
- Malaysia: Cross-district travel and domestic tourism activities are now allowed for fully vaccinated people in the states that have transitioned into the second and third phase of the National Recovery Plan (NRP) starting today (August 20).

#### **Cases and Deaths as of 20 August 2021**

- As of 20 August 2021 (2PM, GMT+8), worldwide, there were **211,021,522** confirmed cases, including **4,419,116** deaths. Globally, Case Fatality Rate (CFR) is **2.1**.
- In **China**, there were **122,554** confirmed cases with **5,674** deaths, including deaths in Hong Kong (212) and Taiwan (826). Confirmed cases in China include confirmed cases in Hong Kong (12,048), Macau (63), and Taiwan (15,897). CFR was **4.6**.
- **9,045,340 confirmed cases** of COVID-19 have been reported in the ASEAN region with a total of **198,480 deaths**, with a CFR of **2.2**.

REGION	COUNTRY	FIRST CONFIRMED CASE(S)	LATEST REPORT ON CONFIRMED CASE(S)	TOTAL CONFIRMED CASES	NEW CASES (7-DAY ROLLING AVERAGE)	TOTAL DEATHS	NEW DEATHS (7-DAY ROLLING AVERAGE)	CASE FATALITY RATE	CUMULATIVE CASES/ 100,000	NUMBER OF TESTS LAST 14 DAYS/ 100,000	CUMULATIVE VACCINATED	CUMULATIVE FULLY VACCINATED	FULLY VACCINATED / 100,000
ASEAN REGION	Brunei	10-Mar-20	18-Aug-21	946	(58)	3	-	0.3%	218		171,283	59,041	13,500
	Cambodia	27-Jan-20	19-Aug-21	87,723	533 (555)	1,747	17 (16)	2.0%	532	-	9,272,769	7,577,698	45,320
	Indonesia	02-Mar-20	19-Aug-21	3,930,300	22,053 (22,306)	122,633	1,492 (1,281)	3.1%	1,452	500	55,192,494	29,403,345	10,750
	Lao PDR	24-Mar-20	19-Aug-21	11,313	284 (279)	9	-	0.1%	158	-	1,828,039	1,543,746	21,220
	Malaysia	25-Jan-20	19-Aug-21	1,489,460	22,948 (21,035)	13,480	178 (256)	0.9%	4,662	5,173	17,625,760	11,743,096	36,280
	Myanmar	23-Mar-20	19-Aug-21	365,759	2,590 (3,004)	13,945	159 (183)	3.8%	677	137	1,840,758	1,527,284	2,810
	Philippines	30-Jan-20	19-Aug-21	1,791,003	14,508 (12,949)	30,881	258 (192)	1.7%	1,657	481	16,250,043	12,877,197	11,750
	Singapore	23-Jan-20	19-Aug-21	66,366	32 (51)	46	-	0.1%	1,164	7,164	4,507,848	4,169,030	71,260
	Thailand	13-Jan-20	19-Aug-21	989,859	20,902 (21,441)	8,586	301 (235)	0.9%	1,422	-	19,143,574	5,503,882	7,890
	Vietnam	23-Jan-20	19-Aug-21	312,611	10,510 (10,153)	7,150	380 (360)	2.3%	324	613	14,032,444	1,486,425	1,530
				<b>9,045,340</b>	<b>94,360</b>	<b>198,480</b>	<b>2,785</b>	<b>2.2%</b>					

- **201,853,628 confirmed cases** of COVID-19 have been reported in **222 countries/states** (other than China, Hong Kong, Taiwan, Macau, and ASEAN countries):

REGION	COUNTRY	FIRST CONFIRMED CASE(S)	LATEST REPORT ON CONFIRMED CASE(S)	TOTAL CONFIRMED CASES	NEW CASES	TOTAL DEATHS	NEW DEATHS	CASE FATALITY RATE	CUMULATIVE CASES/ 100,000	NUMBER OF TESTS LAST 14 DAYS/ 100,000	CUMULATIVE IMMUNIZED	CUMULATIVE FULLY VACCINATED	FULLY VACCINATED/ 100,000
ASIA PACIFIC	Japan	16 Jan 2020	19-Aug-21	1,232,468	25,156	15,483	26	1.3%	976	795	64,673,876	49,990,477	39,530
	South Korea	20 Jan 2020	19-Aug-21	230,808	2,151	2,191	13	0.9%	446	701	24,306,127	10,812,327	21,090
	Nepal	24 Jan 2020	19-Aug-21	742,228	2,321	10,429	33	1.4%	2,594	254	4,785,902	3,649,760	12,530
	Australia	25 Jan 2020	19-Aug-21	41,522	748	972	2	2.3%	162	8,664	10,264,706	5,627,554	22,070
	Sri Lanka	27 Jan 2020	19-Aug-21	373,165	3,806	6,790	186	1.8%	1,712	670	11,963,739	4,956,288	23,150
	India	30 Jan 2020	19-Aug-21	32,358,202	37,304	433,622	559	1.3%	2,368	1,591	437,698,591	124,452,924	9,020
	Afghanistan	24 Feb 2020	19-Aug-21	152,448	37	7,054	7	4.6%	401		770,302	219,159	560
	Pakistan	26 Feb 2020	19-Aug-21	1,113,647	4,373	24,713	74	2.2%	514	366	35,873,735	12,795,662	5,790
	New Zealand	28 Feb 2020	19-Aug-21	2,954	18	26	-	0.9%	60	1,476	1,655,598	954,415	19,790
	Bhutan	05 Mar 2020	19-Aug-21	2,580	3	3	-	0.1%	338	-	560,963	474,547	61,500
	Maldives	07 Mar 2020	19-Aug-21	79,659	134	222	-	0.3%	15,003	7,617	356,883	297,003	54,950
	Bangladesh	08 Mar 2020	19-Aug-21	1,447,210	6,566	24,878	159	1.7%	888	283	15,898,019	5,869,835	3,560
	Mongolia	10 Mar 2020	19-Aug-21	188,412	1,875	891	2	0.5%	5,842	-	2,221,121	2,033,613	62,030
Turkey	10 Mar 2020	19-Aug-21	6,157,772	19,320	53,891	216	0.9%	7,381	-	45,025,676	34,128,107	40,470	

	<b>French Polynesia</b>	12 Mar 2020	18-Aug-21	34,327	-	235	-	0.7%	12,291		108,287	81,793	29,120
	<b>Guam</b>	15 Mar 2020	18-Aug-21	9,118	-	144	-	1.6%	5,450		111,154	101,093	60,980
	<b>New Caledonia</b>	17 Mar 2020	31-Jul-21	134	-	-	-	0.0%	47		73,556	65,466	22,930
	<b>Fiji</b>	18 Mar 2020	19-Aug-21	42,611	781	421	8	1.0%	4,788	-	533,705	211,496	23,590
	<b>Papua New Guinea</b>	21 Mar 2020	19-Aug-21	17,852	8	193	-	1.1%	203	-	91,962	21,090	240
	<b>Timor Leste</b>	21 Mar 2020	19-Aug-21	13,433	278	41	1	0.3%	1,039	857	348,548	143,021	10,850
	<b>Northern Mariana Islands</b>	28 Mar 2020	28-May-21	183	-	2	-	1.1%	320		34,273	31,348	55,110
	<b>North Korea</b>	24 Jul 2020	25-Jul-20	1	-	-	-	0.0%	0				
	<b>Solomon Islands</b>	03 Oct 2020	16-Apr-21	20	-	-	-	0.0%	3		48,883	14,437	2,100
	<b>Wallis et Futuna</b>	17 Oct 2020	06-May-21	445	-	7	-	1.6%	2,777		4,821	4,713	41,910
	<b>Marshall Islands</b>	26 Oct 2020	17-Nov-20	4	-	-	-	0.0%	7		20,706	17,971	30,770
	<b>Vanuatu</b>	11 Nov 2020	21-Apr-21	4	-	1	-	25.0%	1		29,321	1,721	560
	<b>Samoa</b>	18 Nov 2020	12-Feb-21	3	-	-	-	0.0%	2		79,072	32,178	16,220
	<b>Micronesia</b>	11 Jan 2021	11-Jan-21	1	-	-	-	0.0%	1		38,928	32,978	31,820
	<b>Palau</b>	31 May 2021	14-Jun-21	2	-	-	-	0.0%	11		15,953	14,220	79,410
<b>AMERICAS</b>	<b>USA</b>	21 Jan 2020	19-Aug-21	38,147,151	74,495	641,750	404	1.7%	11,622	1,844	199,325,940	169,186,268	50,590
	<b>Canada</b>	25 Jan 2020	19-Aug-21	1,461,396	1,244	26,777	16	1.8%	3,845	1,803	27,495,708	24,440,482	64,760
	<b>Brazil</b>	26 Feb 2020	18-Aug-21	20,464,766	-	571,918	-	2.8%	9,664	-	121,838,235	51,152,090	24,060
	<b>Mexico</b>	28 Feb 2020	18-Aug-21	3,152,205	-	250,469	-	7.9%	2,471	233	55,307,523	29,903,441	23,190
	<b>Saint Martin</b>	01 Mar 2020	06-Aug-21	2,713	-	39	-	1.4%	7,139				
	<b>Ecuador</b>	01 Mar 2020	12-Aug-21	493,767	-	31,870	-	6.5%	2,842	84	9,958,643	5,557,594	31,500
	<b>Dominican Republic</b>	01 Mar 2020	19-Aug-21	346,997	304	3,989	-	1.1%	3,231	272	5,683,833	4,480,873	41,310
	<b>Chile</b>	03 Mar 2020	19-Aug-21	1,631,689	858	36,524	68	2.2%	8,610	3,224	14,246,757	13,048,158	68,260
	<b>Argentina</b>	03 Mar 2020	19-Aug-21	5,116,803	10,596	109,841	189	2.1%	11,386	444	26,784,800	10,449,719	23,120
	<b>Peru</b>	05 Mar 2020	18-Aug-21	2,137,295	-	197,659	-	9.2%	6,574	-	9,307,189	7,086,136	21,490
	<b>Costa Rica</b>	06 Mar 2020	18-Aug-21	436,276	-	5,284	-	1.2%	8,643	980	2,948,584	899,571	17,660
	<b>Colombia</b>	06 Mar 2020	19-Aug-21	4,880,516	3,193	123,901	120	2.5%	9,695	1,154	20,978,540	13,880,688	27,280

<b>French Guiana</b>	06 Mar 2020	18-Aug-21	32,644	-	203	-	0.6%	16,697				
<b>Martinique</b>	06 Mar 2020	10-Aug-21	27,255	-	166	-	0.6%	6,296				
<b>Paraguay</b>	07 Mar 2020	18-Aug-21	457,222	-	15,492	-	3.4%	6,490	278	1,837,008	286,989	4,020
<b>Panama</b>	10 Mar 2020	18-Aug-21	449,762	-	6,981	-	1.6%	10,592	1,417	2,620,480	962,525	22,310
<b>Bolivia</b>	10 Mar 2020	18-Aug-21	484,446	-	18,236	-	3.8%	4,208	295	3,012,437	2,141,816	18,350
<b>Honduras</b>	11 Mar 2020	18-Aug-21	323,625	-	8,527	-	2.6%	3,321		2,326,420	966,469	9,760
<b>Cuba</b>	11 Mar 2020	19-Aug-21	554,247	8,972	4,319	79	0.8%	4,890	-	4,854,330	3,047,933	26,910
<b>Guyana</b>	11 Mar 2020	18-Aug-21	23,795	-	587	-	2.5%	3,040		287,837	147,128	18,710
<b>Jamaica</b>	12 Mar 2020	19-Aug-21	59,932	555	1,342	3	2.2%	2,033	514	256,890	135,115	4,560
<b>St Vincent and the Grenadines</b>	12 Mar 2020	17-Aug-21	2,320	-	12	-	0.5%	2,098		15,799	10,034	9,040
<b>Saint Lucia</b>	13 Mar 2020	17-Aug-21	6,578	-	95	-	1.4%	3,599		33,702	26,330	14,340
<b>Trinidad and Tobago</b>	13 Mar 2020	19-Aug-21	42,582	155	1,208	8	2.8%	3,053	556	461,528	339,267	24,240
<b>Venezuela</b>	13 Mar 2020	18-Aug-21	321,927	-	3,844	-	1.2%	1,129		2,900,000	1,100,000	3,870
<b>Guatemala</b>	13 Mar 2020	19-Aug-21	428,096	5,826	11,339	66	2.6%	2,578	521	2,809,079	614,898	3,430
<b>Uruguay</b>	13 Mar 2020	18-Aug-21	383,645	-	6,012	-	1.6%	11,082	4,131	2,637,938	2,430,021	69,950
<b>Curacao</b>	13 Mar 2020	19-Aug-21	14,802	51	136	1	0.9%	9,396		94,829	85,047	51,830
<b>Puerto Rico</b>	13 Mar 2020	19-Aug-21	159,863	397	2,702	13	1.7%	5,006		2,284,810	1,967,753	61,610
<b>Suriname</b>	13 Mar 2020	18-Aug-21	26,916	-	692	-	2.6%	4,630		194,371	90,846	15,490
<b>Antigua and Barbuda</b>	13 Mar 2020	18-Aug-21	1,421	-	43	-	3.0%	1,463	-	39,186	32,248	32,930
<b>Guadeloupe</b>	13 Mar 2020	13-Aug-21	31,861	-	264	-	0.8%	7,192				
<b>Cayman Islands</b>	13 Mar 2020	18-Aug-21	656	-	2	-	0.3%	1,010		50,884	48,751	74,180
<b>Aruba</b>	14 Mar 2020	19-Aug-21	13,719	98	124	3	0.9%	12,904		74,788	68,242	63,920
<b>Bahamas</b>	15 Mar 2020	19-Aug-21	16,848	180	316	3	1.9%	4,326		62,863	47,580	12,100
<b>US Virgin Islands</b>	16 Mar 2020	18-Aug-21	5,413	-	41	-	0.8%	5,076		49,366	40,247	38,450
<b>Sint Maarten</b>	17 Mar 2020	18-Aug-21	3,313	-	42	-	1.3%	8,133		24,797	22,287	51,970
<b>Montserrat</b>	17 Mar 2020	15-Aug-21	23	-	1	-	4.3%	246		1,460	1,368	27,370
<b>Barbados</b>	17 Mar 2020	18-Aug-21	4,594	-	48	-	1.0%	1,601		101,228	87,096	30,310
<b>El Salvador</b>	18 Mar 2020	18-Aug-21	92,416	-	2,817	-	3.0%	1,432	-	3,306,114	2,111,079	32,550
<b>Nicaragua</b>	18 Mar 2020	10-Aug-21	10,251	-	197	-	1.9%	157		382,519	197,608	2,980

<b>Bermuda</b>	18 Mar 2020	18-Aug-21	2,715	-	33	-	1.2%	4,248		42,074	41,223	66,200
<b>Haiti</b>	19 Mar 2020	18-Aug-21	20,689	-	582	-	2.8%	184		20,251	371	-
<b>Dominica</b>	22 Mar 2020	16-Aug-21	953	-	-	-	0.0%	1,327		21,548	19,887	27,620
<b>Grenada</b>	22 Mar 2020	19-Aug-21	196	2	1	-	0.5%	175		21,963	17,158	15,250
<b>Belize</b>	23 Mar 2020	18-Aug-21	15,182	-	347	-	2.3%	3,889	3,159	150,181	62,199	15,640
<b>Turks and Caicos Islands</b>	23 Mar 2020	14-Aug-21	2,568	-	19	-	0.7%	6,724		25,621	23,486	60,660
<b>Saint Kitts and Nevis</b>	24 Mar 2020	19-Aug-21	742	34	3	-	0.4%	1,405	2,860	24,030	20,094	37,780
<b>British Virgin Islands</b>	25 Mar 2020	18-Aug-21	2,568	-	37	-	1.4%	8,551		16,739	11,438	37,830
<b>Anguilla</b>	26 Mar 2020	19-Aug-21	154	-	-	-	0.0%	1,162		9,492	8,965	59,760
<b>Caribbean Netherlands</b>	01 Apr 2020	19-Aug-21	1,765	6	17	-	1.0%	9,799		5,726	1,665	6,350
<b>Falkland Islands</b>	03 Apr 2020	04-Aug-21	66	-	-	-	0.0%	2,502		2,632	1,775	50,960
<b>Saint Pierre and Miquelon</b>	05 Apr 2020	10-Aug-21	30	-	-	-	0.0%	428				
<b>Saint Barthelemy</b>	25 Jul 2020	06-Aug-21	1,336	-	2	-	0.1%	15,811				
<b>EUROPE</b>												
<b>France</b>	24 Jan 2020	19-Aug-21	6,557,356	23,973	113,103	127	1.7%	9,778		46,635,460	36,190,813	53,570
<b>Germany</b>	27 Jan 2020	19-Aug-21	3,869,610	8,280	92,447	19	2.4%	4,655	708	52,944,132	48,419,275	57,790
<b>Finland</b>	29 Jan 2020	19-Aug-21	120,186	866	1,008	-	0.8%	2,177	3,307	3,876,306	2,423,533	43,740
<b>Italy</b>	30 Jan 2020	19-Aug-21	4,464,005	7,240	128,634	55	2.9%	7,403	3,606	41,104,041	34,857,420	57,650
<b>Russian Federation</b>	31 Jan 2020	19-Aug-21	6,684,531	21,058	173,700	791	2.6%	4,630	3,346	41,258,604	33,167,259	22,730
<b>Spain</b>	31 Jan 2020	19-Aug-21	4,758,003	12,445	83,004	121	1.7%	10,107	-	35,072,910	30,261,332	64,720
<b>Sweden</b>	31 Jan 2020	19-Aug-21	1,115,566	1,288	14,657	-	1.3%	10,846		6,589,191	5,003,350	49,540
<b>United Kingdom of Great Britain</b>	31 Jan 2020	19-Aug-21	6,392,160	36,273	131,373	113	2.1%	9,564	10,975	47,413,242	40,987,846	60,380
<b>Belgium</b>	05 Feb 2020	19-Aug-21	1,159,366	2,746	25,305	6	2.2%	10,095	4,240	8,312,487	7,721,507	66,620
<b>Switzerland</b>	25 Feb 2020	19-Aug-21	750,186	2,790	10,934	-	1.5%	8,749	2,136	4,807,013	4,323,274	49,950
<b>Austria</b>	25 Feb 2020	19-Aug-21	672,819	1,226	10,760	3	1.6%	7,579	37,633	5,412,659	5,061,419	56,200
<b>Croatia</b>	25 Feb 2020	19-Aug-21	368,419	486	8,294	3	2.3%	9,058	2,091	1,684,554	1,558,636	37,970
<b>Norway</b>	26 Feb 2020	19-Aug-21	146,690	317	811	-	0.6%	2,743	2,613	3,775,488	2,296,068	42,350
<b>Romania</b>	26 Feb 2020	19-Aug-21	1,089,189	595	34,379	14	3.2%	5,627	930	5,137,362	5,012,813	26,060

<b>Estonia</b>	26 Feb 2020	19-Aug-21	138,157	357	1,281	-	0.9%	10,414	4,464	700,717	523,573	39,470
<b>Georgia</b>	26 Feb 2020	19-Aug-21	501,297	4,921	6,590	58	1.3%	13,474	6,263	625,267	258,303	6,480
<b>North Macedonia</b>	26 Feb 2020	19-Aug-21	165,684	1,155	5,608	19	3.4%	7,952	3,803	571,392	462,192	22,180
<b>Greece</b>	26 Feb 2020	19-Aug-21	550,459	3,273	13,265	20	2.4%	5,137	5,776	5,872,951	5,563,987	53,380
<b>Denmark</b>	27 Feb 2020	19-Aug-21	334,799	984	2,562	-	0.8%	5,754	9,941	4,348,348	3,904,382	67,410
<b>San Marino</b>	27 Feb 2020	16-Aug-21	5,231	-	90	-	1.7%	15,449		23,709	23,709	69,860
<b>Lithuania</b>	27 Feb 2020	19-Aug-21	291,969	557	4,466	5	1.5%	10,477	3,502	1,585,632	1,404,021	51,570
<b>Netherlands</b>	27 Feb 2020	19-Aug-21	1,911,699	2,488	17,933	6	0.9%	11,029	656	11,905,671	10,532,376	61,470
<b>Azerbaijan</b>	27 Feb 2020	19-Aug-21	380,918	3,614	5,231	23	1.4%	3,800	1,698	3,526,467	2,406,267	23,730
<b>Belarus</b>	28 Feb 2020	19-Aug-21	465,210	1,355	3,649	12	0.8%	4,914	991	1,496,227	1,188,636	12,580
<b>Iceland</b>	28 Feb 2020	19-Aug-21	9,916	104	30	-	0.3%	2,744	8,403	275,173	255,322	74,820
<b>Ireland</b>	28 Feb 2020	19-Aug-21	331,206	1,818	5,074	-	1.5%	6,703	-	3,543,634	3,141,316	63,620
<b>Monaco</b>	29 Feb 2020	19-Aug-21	3,105	6	33	-	1.1%	7,969		24,454	19,606	49,960
<b>Czech Republic</b>	01 Mar 2020	19-Aug-21	1,677,029	212	30,382	4	1.8%	15,718		5,849,107	5,419,022	50,600
<b>Luxembourg</b>	01 Mar 2020	19-Aug-21	74,918	63	830	1	1.1%	12,086	6,867	400,727	348,050	55,600
<b>Armenia</b>	01 Mar 2020	19-Aug-21	236,234	559	4,727	11	2.0%	7,987	1,458	144,573	75,663	2,550
<b>Latvia</b>	02 Mar 2020	19-Aug-21	140,651	146	2,567	1	1.8%	7,353	5,020	821,688	728,979	38,650
<b>Portugal</b>	02 Mar 2020	19-Aug-21	1,012,125	2,554	17,613	12	1.7%	9,856	5,257	7,913,736	6,817,892	66,860
<b>Andorra</b>	02 Mar 2020	19-Aug-21	14,981	5	129	-	0.9%	19,420	1,903	51,044	40,616	52,570
<b>Liechtenstein</b>	03 Mar 2020	19-Aug-21	3,198	13	59	-	1.8%	8,412	3,083	21,413	20,355	53,370
<b>Ukraine</b>	03 Mar 2020	19-Aug-21	2,270,226	1,560	53,368	32	2.4%	5,115	620	4,914,253	2,908,748	6,650
<b>Slovenia</b>	04 Mar 2020	19-Aug-21	262,571	382	4,438	2	1.7%	12,576	774	964,120	862,040	41,470
<b>Hungary</b>	04 Mar 2020	19-Aug-21	810,781	123	30,046	1	3.7%	8,299	795	5,693,214	5,502,086	56,960
<b>Poland</b>	04 Mar 2020	19-Aug-21	2,886,079	196	75,311	4	2.6%	7,601	716	18,890,548	18,244,397	48,210
<b>Faroe Islands</b>	04 Mar 2020	19-Aug-21	995	2	2	-	0.2%	2,044		36,181	33,541	68,640
<b>Bosnia and Herzegovina</b>	05 Mar 2020	19-Aug-21	208,644	377	9,721	3	4.7%	6,321	647	537,608	327,698	9,990
<b>Gibraltar</b>	05 Mar 2020	19-Aug-21	5,261	13	96	-	1.8%	15,611		39,396	39,174	116,270
<b>Slovakia</b>	06 Mar 2020	19-Aug-21	393,799	77	12,547	-	3.2%	7,220	2,342	2,331,722	2,108,809	38,630
<b>Serbia</b>	06 Mar 2020	19-Aug-21	737,969	1,656	7,188	5	1.0%	10,626	1,622	2,881,963	2,766,182	40,650
<b>Vatican City</b>	06 Mar 2020	17-Oct-20	27	-	-	-	0.0%	2,932				
<b>Malta</b>	07 Mar 2020	19-Aug-21	35,602	86	435	2	1.2%	7,083	4,619	409,095	406,325	92,020



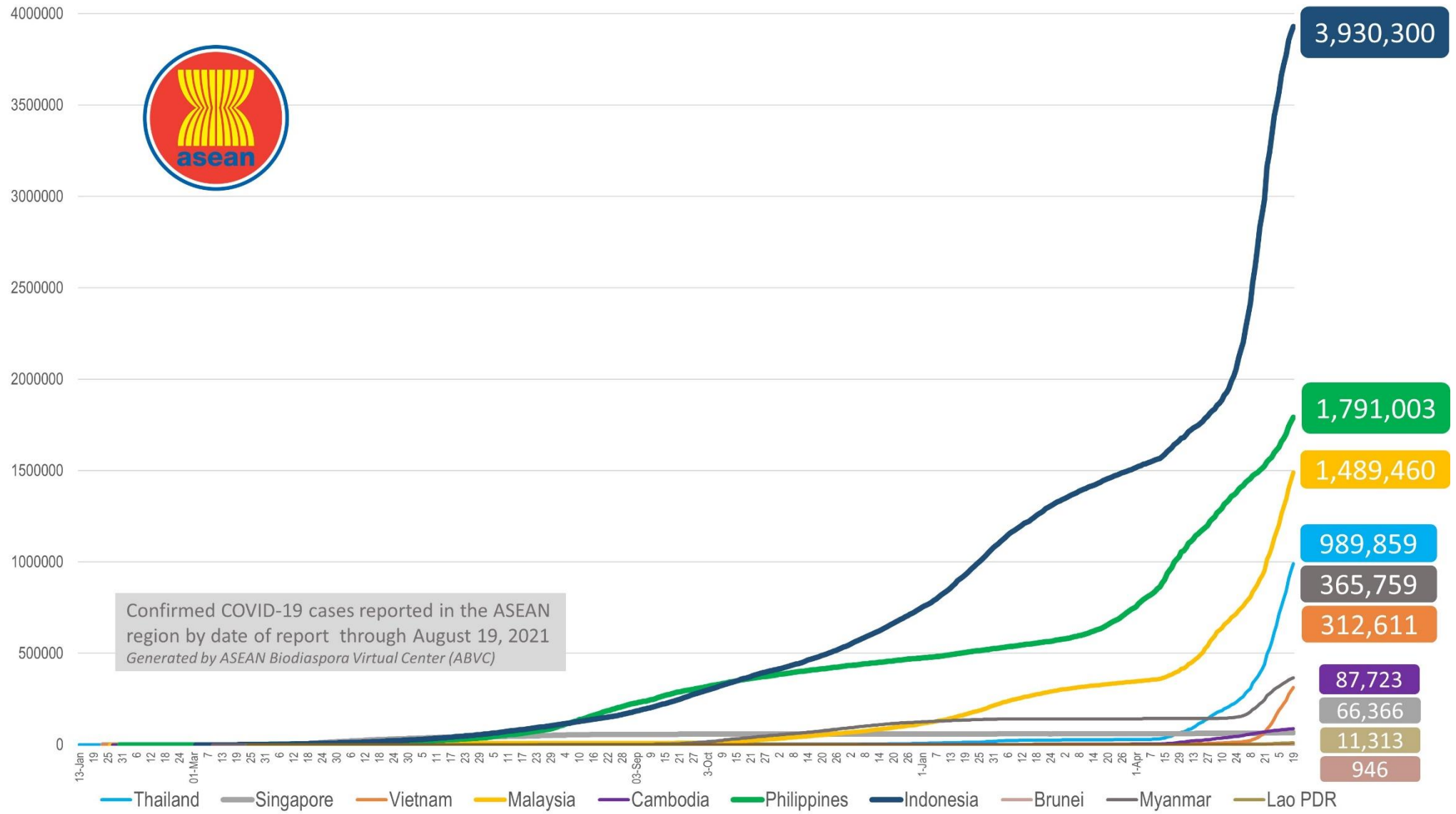
<b>MIDDLE EAST</b>	<b>Moldova</b>	07 Mar 2020	19-Aug-21	263,500	426	6,338	10	2.4%	9,915	2,920	573,001	572,799	14,200
	<b>Bulgaria</b>	08 Mar 2020	18-Aug-21	437,327	-	18,411	-	4.2%	6,269	3,563	1,089,066	1,094,904	15,760
	<b>Albania</b>	09 Mar 2020	19-Aug-21	137,597	522	2,473	2	1.8%	4,821	-	764,997	575,342	19,990
	<b>Cyprus</b>	09 Mar 2020	19-Aug-21	110,518	420	470	3	0.4%	9,221	44,730	558,543	497,540	56,030
	<b>Channel Islands</b>	09 Mar 2020	19-Aug-21	1,133	10	18	-	1.6%	1,737		32,969	13,618	20,310
	<b>Jersey</b>	10 Mar 2020	19-Aug-21	9,020	33	75	-	0.8%	9,933		75,249	70,408	69,660
	<b>Kazakhstan</b>	13 Mar 2020	19-Aug-21	715,716	7,337	7,988	121	1.1%	3,866	-	6,183,445	4,819,587	25,670
	<b>Kosovo</b>	13 Mar 2020	19-Aug-21	120,819	2,110	2,285	4	1.9%	6,734				
	<b>Uzbekistan</b>	15 Mar 2020	19-Aug-21	146,459	844	1,002	8	0.7%	436		8,569,841	1,232,807	3,680
	<b>Greenland</b>	16 Mar 2020	19-Aug-21	285	12	-	-	0.0%	507		38,755	30,012	52,860
	<b>Montenegro</b>	17 Mar 2020	19-Aug-21	108,108	532	1,662	5	1.5%	17,377		197,605	167,157	26,610
	<b>Kyrgyzstan</b>	18 Mar 2020	19-Aug-21	173,186	249	2,468	6	1.4%	2,682		618,384	312,948	4,800
	<b>Isle of Man</b>	19 Mar 2020	18-Aug-21	6,112	-	37	-	0.6%	7,226		65,034	60,598	71,260
	<b>Tajikistan</b>	30 Apr 2020	19-Aug-21	16,326	51	124	-	0.8%	175		1,755,958	212,000	2,220
<b>MIDDLE EAST</b>	<b>UAE</b>	29 Jan 2020	19-Aug-21	706,166	1,077	2,012	3	0.3%	7,228	30,981	8,218,775	7,259,423	73,400
	<b>Iran</b>	19 Feb 2020	19-Aug-21	4,587,683	31,266	100,255	564	2.2%	5,533	1,015	15,513,459	4,381,064	5,220
	<b>Israel</b>	21 Feb 2020	19-Aug-21	970,607	8,414	6,748	25	0.7%	10,721	14,309	5,871,448	5,431,121	62,750
	<b>Lebanon</b>	21 Feb 2020	19-Aug-21	588,578	1,993	7,999	6	1.4%	8,585	-	1,254,059	1,003,901	14,710
	<b>Kuwait</b>	24 Feb 2020	19-Aug-21	407,652	276	2,399	2	0.6%	9,690	2,245	2,668,082	923,307	21,620
	<b>Oman</b>	24 Feb 2020	19-Aug-21	300,914	186	4,020	7	1.3%	6,049		2,155,932	795,726	15,580
	<b>Bahrain</b>	24 Feb 2020	19-Aug-21	271,353	96	1,385	-	0.5%	16,534	13,111	1,129,009	1,074,086	63,120
	<b>Iraq</b>	24 Feb 2020	19-Aug-21	1,809,376	8,012	19,958	72	1.1%	4,603	652	826,007	494,900	1,230
	<b>Qatar</b>	29 Feb 2020	19-Aug-21	230,221	306	601	-	0.3%	8,129	2,118	2,244,116	1,935,266	67,170
	<b>Saudi Arabia</b>	02 Mar 2020	19-Aug-21	540,743	499	8,449	10	1.6%	1,578	2,643	21,109,035	11,831,512	33,990
	<b>Jordan</b>	02 Mar 2020	19-Aug-21	787,367	782	10,264	12	1.3%	7,794	3,555	3,306,810	2,646,399	25,940
	<b>Palestine</b>	05 Mar 2020	19-Aug-21	352,715	962	3,896	1	1.1%	7,528		648,395	429,818	8,430
	<b>Syria</b>	22 Mar 2020	19-Aug-21	26,634	80	1,953	6	7.3%	156		121,909	9,312	50
	<b>Yemen</b>	10 Apr 2020	19-Aug-21	7,407	35	1,414	3	19.1%	25		298,161	13,322	40
<b>AFRICA</b>	<b>Egypt</b>	14 Feb 2020	18-Aug-21	285,700	-	16,638	-	5.8%	285		4,319,631	2,157,904	2,110
	<b>Algeria</b>	25 Feb 2020	19-Aug-21	190,078	694	4,929	31	2.6%	441		3,421,279	724,812	1,650
	<b>Nigeria</b>	28 Feb 2020	17-Aug-21	183,444	-	2,229	-	1.2%	91	53	2,550,390	1,416,623	690
	<b>Tunisia</b>	02 Mar 2020	18-Aug-21	632,328	-	22,304	-	3.5%	5,407	2,346	3,455,432	1,621,713	13,720
	<b>Morocco</b>	02 Mar 2020	19-Aug-21	791,559	9,462	11,472	127	1.4%	2,170	780	16,961,675	12,341,745	33,440
	<b>Senegal</b>	02 Mar 2020	19-Aug-21	71,441	175	1,641	5	2.3%	438	240	1,109,720	341,386	2,040
	<b>South Africa</b>	05 Mar 2020	19-Aug-21	2,652,652	13,671	78,694	317	3.0%	4,530	-	7,702,298	4,482,893	7,560
	<b>Cameroon</b>	06 Mar 2020	11-Aug-21	82,454	-	1,338	-	1.6%	319		327,127	68,085	260

<b>Togo</b>	06 Mar 2020	18-Aug-21	18,605	-	172	-	0.9%	230	161	321,139	153,637	1,860
<b>Burkina Faso</b>	09 Mar 2020	19-Aug-21	13,692	12	171	-	1.2%	67		53,814	17,696	80
<b>Democratic Republic of Congo</b>	10 Mar 2020	19-Aug-21	53,757	137	1,053	3	2.0%	62		81,984	4,260	-
<b>Ivory Coast</b>	11 Mar 2020	18-Aug-21	53,089	-	373	-	0.7%	206	96	1,246,309		
<b>Reunion</b>	11 Mar 2020	11-Aug-21	43,835	-	298	-	0.7%	5,642				
<b>Ghana</b>	13 Mar 2020	15-Aug-21	112,928	-	945	-	0.8%	371	-	865,422	405,971	1,310
<b>Guinea</b>	13 Mar 2020	19-Aug-21	28,428	120	302	3	1.1%	223		617,629	344,936	2,630
<b>Gabon</b>	13 Mar 2020	18-Aug-21	25,626	-	165	-	0.6%	1,180	2,238	71,867	48,760	2,190
<b>Sudan</b>	13 Mar 2020	18-Aug-21	37,620	-	2,818	-	7.5%	88		641,154	182,727	420
<b>Kenya</b>	13 Mar 2020	19-Aug-21	225,663	1,263	4,404	26	2.0%	429	-	1,393,905	760,920	1,420
<b>Ethiopia</b>	13 Mar 2020	19-Aug-21	292,731	928	4,518	13	1.5%	261	64	2,326,531		
<b>Central African Republic</b>	14 Mar 2020	14-Aug-21	11,251	-	99	-	0.9%	237		82,083	13,779	290
<b>Seychelles</b>	14 Mar 2020	19-Aug-21	19,390	204	101	-	0.5%	19,862		73,777	69,713	70,890
<b>Rwanda</b>	14 Mar 2020	19-Aug-21	81,835	496	996	16	1.2%	648	1,206	680,470	392,832	3,030
<b>Namibia</b>	14 Mar 2020	19-Aug-21	123,082	197	3,316	16	2.7%	4,934	443	187,892	80,664	3,170
<b>Swaziland</b>	14 Mar 2020	19-Aug-21	38,739	709	973	12	2.5%	3,374		96,175	115,927	9,990
<b>Mauritania</b>	14 Mar 2020	18-Aug-21	30,897	-	653	-	2.1%	683	-	230,641	22,695	490
<b>Mayotte</b>	14 Mar 2020	19-Aug-21	19,625	11	175	-	0.9%	12,340				
<b>Equatorial Guinea</b>	15 Mar 2020	18-Aug-21	9,010	-	123	-	1.4%	664	638	187,837	137,612	9,810
<b>Republic of Congo</b>	15 Mar 2020	16-Aug-21	13,398	-	179	-	1.3%	249		160,945	95,043	1,720
<b>Benin</b>	16 Mar 2020	18-Aug-21	10,183	-	119	-	1.2%	86	-	50,751	22,248	180
<b>Liberia</b>	16 Mar 2020	02-Aug-21	5,459	-	148	-	2.7%	111		86,288	14,783	290
<b>Tanzania</b>	16 Mar 2020	10-Aug-21	1,367	-	50	-	3.7%	2		218,621	218,621	370
<b>Somalia</b>	16 Mar 2020	18-Aug-21	16,535	-	897	-	5.4%	107		186,595	87,135	550
<b>Gambia</b>	17 Mar 2020	19-Aug-21	9,318	123	277	6	3.0%	397	-	175,950	140,413	5,810
<b>Zambia</b>	17 Mar 2020	19-Aug-21	203,553	384	3,564	8	1.8%	1,140	342	308,373	223,512	1,220
<b>Mauritius</b>	18 Mar 2020	19-Aug-21	6,460	-	22	-	0.3%	510		720,910	576,180	45,310
<b>Djibouti</b>	18 Mar 2020	17-Aug-21	11,689	-	156	-	1.3%	1,201		32,548	20,516	2,080
<b>Niger</b>	19 Mar 2020	19-Aug-21	5,750	9	196	-	3.4%	25		401,272	84,682	350
<b>Chad</b>	19 Mar 2020	16-Aug-21	4,984	-	174	-	3.5%	31		29,786	10,863	70
<b>Zimbabwe</b>	20 Mar 2020	18-Aug-21	121,498	-	4,181	-	3.4%	830	220	2,193,046	1,349,294	9,080
<b>Cape Verde</b>	20 Mar 2020	19-Aug-21	34,598	69	300	-	0.9%	6,291		198,982	37,994	6,830
<b>Madagascar</b>	20 Mar 2020	19-Aug-21	42,836	4	954	-	2.2%	159	15	197,001		
<b>Uganda</b>	21 Mar 2020	17-Aug-21	97,453	-	2,931	-	3.0%	220	45	1,235,052	4,129	10
<b>Eritrea</b>	21 Mar 2020	19-Aug-21	6,618	7	37	-	0.6%	187				
<b>Angola</b>	21 Mar 2020	18-Aug-21	45,175	-	1,125	-	2.5%	142		1,000,191	727,297	2,210

<b>Mozambique</b>	22 Mar 2020	19-Aug-21	141,383	618	1,773	12	1.3%	466	89	916,174	571,386	1,830
<b>Libya</b>	24 Mar 2020	19-Aug-21	291,168	1,949	4,001	33	1.4%	4,296		837,907	52,050	760
<b>Guinea-Bissau</b>	25 Mar 2020	18-Aug-21	5,206	-	94	-	1.8%	271		28,097	2,374	120
<b>Mali</b>	25 Mar 2020	19-Aug-21	14,735	21	535	-	3.6%	75		173,242	86,477	430
<b>Botswana</b>	30 Mar 2020	16-Aug-21	142,380	-	2,043	-	1.4%	6,181		246,501	161,522	6,870
<b>Sierra Leone</b>	31 Mar 2020	19-Aug-21	6,347	1	121	-	1.9%	81		82,145	15,170	190
<b>Burundi</b>	31 Mar 2020	19-Aug-21	10,621	-	10	-	0.1%	92				
<b>Malawi</b>	02 Apr 2020	19-Aug-21	59,048	187	2,028	16	3.4%	317	-	598,158	303,470	1,590
<b>South Sudan</b>	05 Apr 2020	19-Aug-21	11,227	4	120	-	1.1%	101	-	52,226	4,763	40
<b>Sao Tome and Principe</b>	06 Apr 2020	19-Aug-21	2,502	6	37	-	1.5%	1,163		32,114	11,873	5,420
<b>Comoros</b>	30 Apr 2020	19-Aug-21	4,044	5	147	-	3.6%	475		174,765	41,358	4,760
<b>Lesotho</b>	13May 2020	19-Aug-21	14,363	11	400	1	2.8%	676		36,637	36,311	1,690
			<b>201,853,628</b>	<b>458,091</b>	<b>4,214,962</b>	<b>5,247</b>	<b>2.1%</b>					

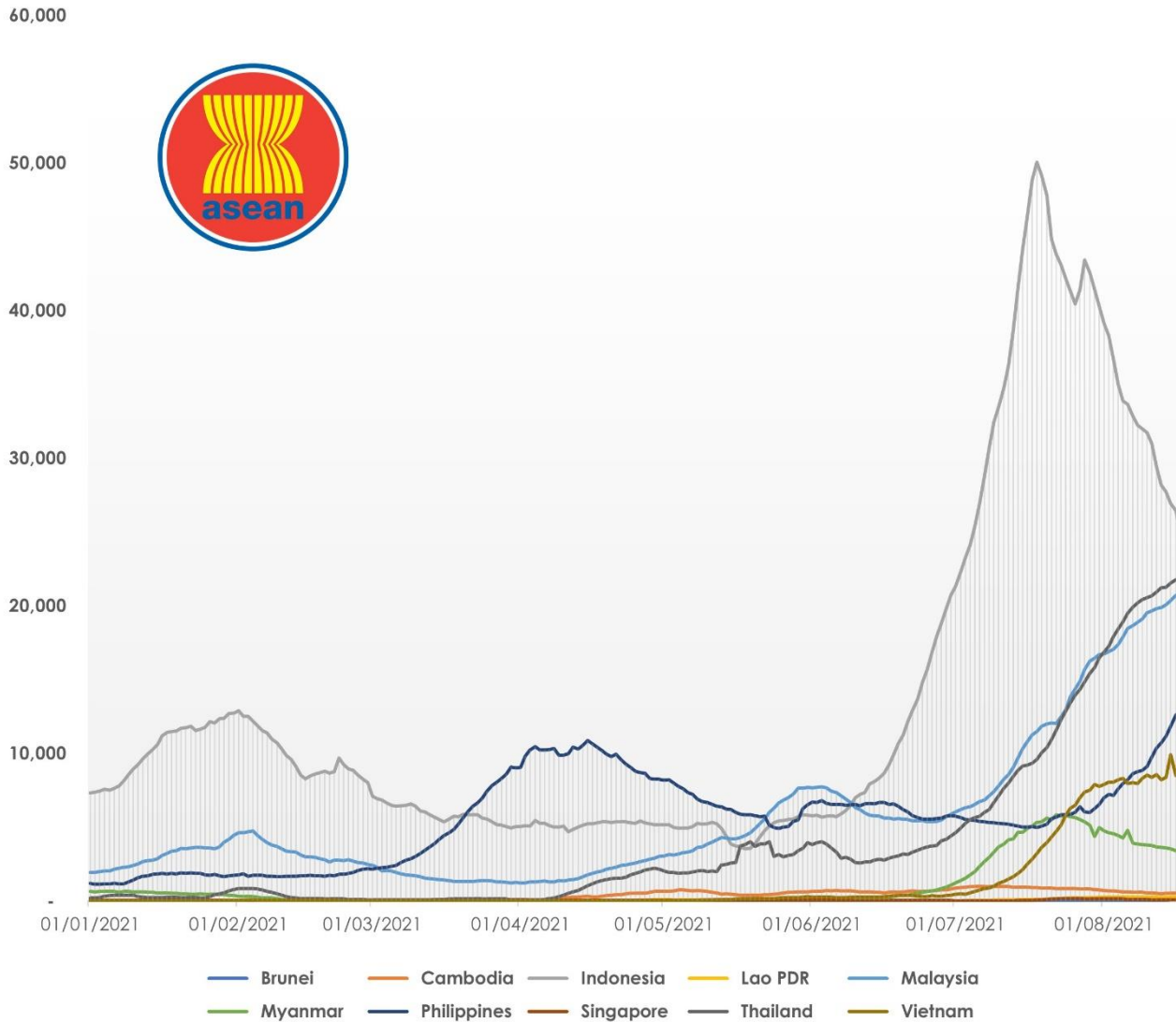
# COVID-19 Epi curve among ASEAN Countries

as of 19 August 2021



# 7-Day Rolling Average of COVID-19 new cases

as of 19 August 2021

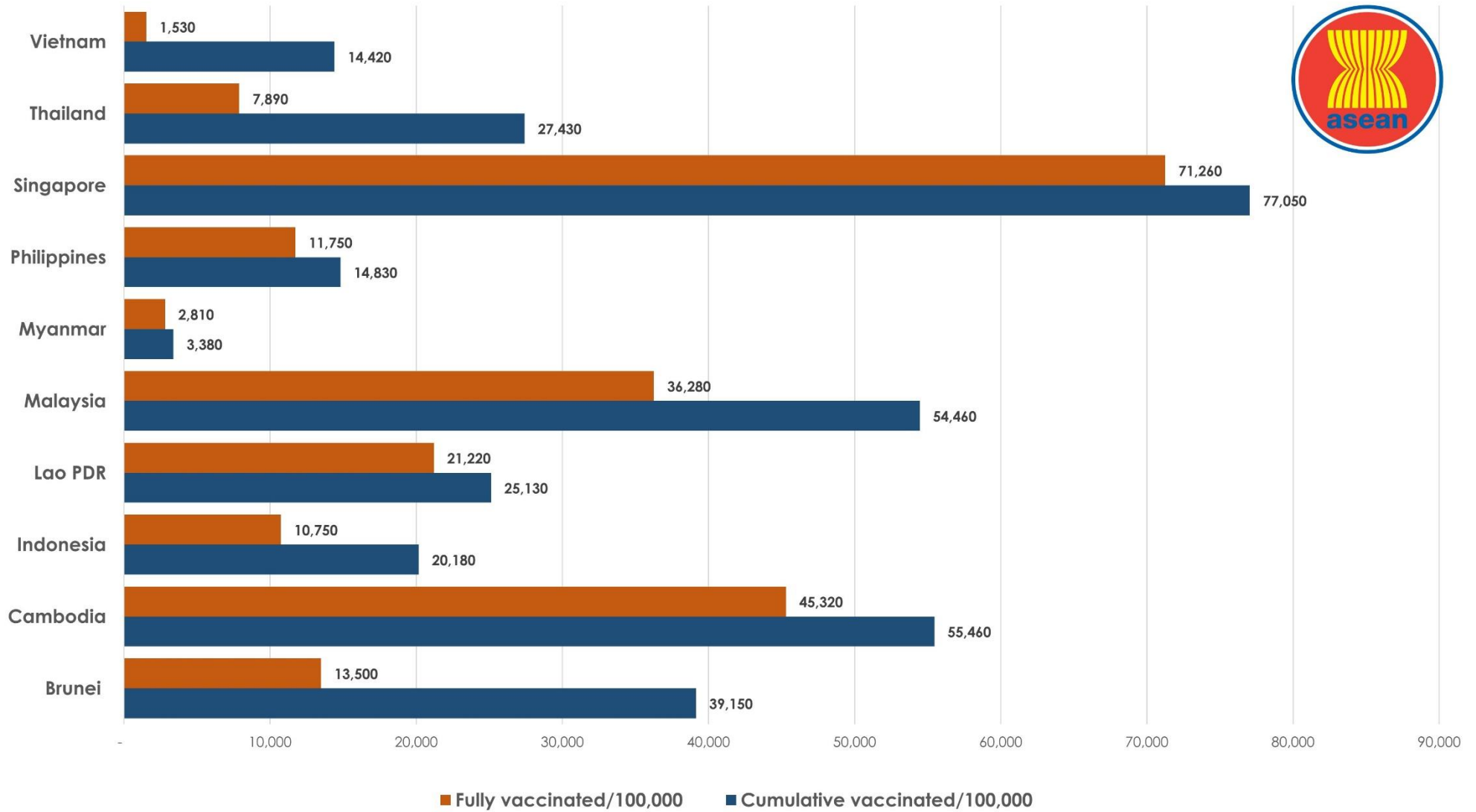


ASEAN Country	New Cases Rate of Change 7-Day Window*	P-value
Brunei	5.495	0.02
Cambodia	10.25	0
Indonesia	-1059.786	0
Lao PDR	7.036	0.012
Malaysia	191.546	0
Myanmar	-109.612	0
Philippines	381.724	0.002
Singapore	-2.179	0
Thailand	66.418	0.143
Vietnam	310.709	0.035

\*Beta coefficient of linear line of best fit; equal to the rate of change in the 7-day rolling average of new cases over the past 7 days (as of August 19, 2021)

# COVID-19 Vaccination Status

as of 19 August 2021



# Re-opening Tracker

as of 17 August 2021

ASEAN MEMBER STATE	REQUIREMENT					
	At least <b>80% of the high-risk population has been vaccinated</b> with at least one dose of a COVID-19 vaccine.		At least <b>65% of the total population has a level of immunity</b> to COVID-19; either recovered from COVID-19 or have been vaccinated with at least one dose of a COVID-19 vaccine.		Case levels are generally low (a 7-day rolling average number of daily new cases that is <10 cases per 100,000, with each day's past-14-day test positivity is consistently <5%).	
	% of High risk population with one dose	Projected Completion Date <i>(moderate case scenario)</i>	% of Total population with one dose	Projected Completion Date <i>(moderate case scenario)</i>	Daily cases/100,000	Test positivity last 14 days
Brunei	75.7	Oct 2021	36.8		14.705	
Cambodia	>80.0	Jun 2021	58.3		3.205	
Indonesia	>80.0	Aug 2021	22.2	augb2022	9.167	22.6
Lao PDR	80.0	Oct 2021	24.7	Apr 2022	3.531	
Malaysia	>80.0	Jul 2021-	55.5	Sep 2021	64.612	13.0
Myanmar	13.6	-	3.8	-	6.008	31.5
Philippines	62.6	Nov 2021	16.5	Jun 2022	11.828	19.2
Singapore	>80.0	May 2021	>80.1	Jul 2021	0.979	0.2
Thailand	76.7	Oct 2021	27.7	Jan 2022	31.288	
Vietnam	56.2		15.2		10.131	6.6



Report generated by  
**ASEAN Biodiaspora Virtual Center (ABVC)**  
 in collaboration with **Bluedot Inc.**  
 Email: [support@biodiaspora.org](mailto:support@biodiaspora.org)

