



# COVID-19: Highlights and Situation Overview

## Global Update

- Worldwide, there have been over 183 million cases and almost 4 million deaths attributed to COVID-19.

## Regional Update

- Indonesia's president said on Thursday (July 1) that tougher social restrictions would be in place from July 3 until July 20 to stem the spike of COVID-19 cases in the country. The measures, which will start on Saturday, are intended to halve the current number of daily cases to below 10,000. They include tighter restrictions on people's movements and air travel, a ban on restaurant dining and the closures of nonessential offices. As of July 1, Indonesia's daily COVID-19 cases hit another new high with 24,836 new cases in the past 24 hours, up from the previous record of 21,807 cases the day before. The country also reported a daily record high of COVID-19 related deaths since the beginning of the pandemic with 504 new deaths. In total, Indonesia has reported 2,203,108 COVID-19 cases and 58,995 deaths.
- The Philippines' government official said on July 1 that the country is now classified as "low risk" overall as it continues to see a drop in coronavirus infections. Latest figures showed that the number of COVID-19 cases are decreased by as much as 9% over the past two weeks. The Alpha variant, first reported in Britain, remains the more dominant strain in the Philippines. Except for four regions - Western and Eastern Visayas, Davao region and Central Mindanao - the rest of the country is now classified as presenting mostly low to moderate risks.
- Malaysia's Human Resources Minister issued a reminder on Friday (July 2) following the announcement that most parts of Selangor and certain localities in Kuala Lumpur will be under an enhanced MCO from July 3 to July 16 because of a high number of COVID-19 cases. Only workers in essential services are allowed to leave their homes in enhanced movement control order areas to go to work when it is implemented. Therefore, employers are required to abide by this order and allow their workers (in non-essential services) to work from home (WFH).

## Vaccine Update

- Indonesia kicked off its vaccination programme for young people on Thursday (July 1), starting with Jakarta. The capital city began inoculating 100 young people aged 12 to 17 after the Indonesia Food and Drug Monitoring Agency approved the use of the Sinovac vaccine for this age group. Jakarta's Governor said that the vaccination programme would target 1.3 million children in Jakarta and that the city government would open vaccination centres at schools across Jakarta. According to the Indonesian Pediatric Society (IDAI), the number of children infected has tripled since May, with infant fatalities surging rapidly.
- Malaysia will shorten the dosing interval for AstraZeneca vaccine recipients to 9 weeks from 12 weeks. The National Covid-19 Immunisation Programme coordinating minister said this was the recommendation made to the Special Committee on COVID-19 Vaccine Supply (JKJAV) by its technical working group. Meanwhile, last July 1, Malaysia has received one million doses of the AstraZeneca vaccine donated by Japan to further intensify the vaccination process under the National Covid-19 Immunization Programme (PICK). With this contribution, Malaysia has received a total of 1,828,000 doses of the Astrazeneca vaccine as of July 1. These vaccines will be sent to vaccination centres in Kuala Lumpur, Selangor, Johor Bahru, Penang and Sarawak under the PICK programme. Also, Japan has agreed

to donate similar amounts of the AstraZeneca vaccines to the Philippines, Thailand and Indonesia. The country's Health Minister said that Malaysia administered 263,012 doses of COVID-19 vaccines on Thursday (July 1), bringing the cumulative number of vaccine doses administered in the country to 8,346,697. So far, 5,925,815 individuals have now received at least one dose of the vaccine and 2,393,882 have completed both doses. The National COVID-19 Immunisation Programme is expected to pick up speed in the coming days, with an additional one million doses of the AstraZeneca vaccine donated by Japan.

- Singapore offers Sinovac Covid-19 vaccine to some individuals who are allergic to mRNA jabs. Thousands of people in the country who have had allergic reactions to the COVID-19 vaccines used in Singapore's national inoculation programme will be offered Sinovac jabs by the Government, as part of a study to understand the immunity offered by different vaccines. About 3,600 people who were allergic to the first dose of the mRNA vaccines have been contacted, and more than 1,400 have indicated interest in the programme. According to the spokesperson of Singapore's Ministry of Health (MOH) on Thursday (July 1) that to better understand the immunity conferred by the use of different vaccines, MOH will work with the National Centre for Infectious Diseases to follow up with a sub-group of these persons who have received the mRNA vaccine, followed by the Sinovac-CoronaVac vaccine, under a research study on COVID-19 vaccine immune response. MOH also said on Thursday that if people who have had allergic reactions to mRNA vaccines wish to receive the Sinovac vaccine, it has established a dedicated programme for them to be vaccinated at a public hospital clinic for closer monitoring of any side effects. The ministry added that those who have received one dose of an mRNA COVID-19 vaccine but are unable to receive the second dose due to allergic reactions may also choose to wait for the non-mRNA vaccines that MOH plans to bring in for use in the national vaccination programme.

#### **Travel Advisories** (new update/s)

- Brunei: Brunei has announced that it would further extend the temporary suspension of cross-border activities and travels to and from five Indian subcontinent countries for a further two weeks. According to Brunei's Prime Minister's Office (PMO), the temporary suspension on entry of foreign nationals via land and sea ports, including transits through Brunei, is extended by 14 more days starting July 1 until July 15, except for entry and transit travels that have been approved by the government. The temporary suspension on traveling to and from five countries from the Indian subcontinent, namely India, Nepal, Sri Lanka, Pakistan and Bangladesh also apply to entry travels of foreign nationals departing from or through any airport in the subcontinent. However, diplomatic passport holders and members of the armed forces working in the Sultanate are allowed to enter the country, in accordance with the Ministry of Health's standard operating procedure. The temporary suspension also applies to foreign nationals who have been granted pre-approvals to enter Brunei from the Indian subcontinent via pre-authorized flights, which have therefore been suspended. The PMO said the conditions for the consideration of entry and exit travel are subject to review by the Cross-Border Affairs Steering Committee from time to time.

#### **Cases and Deaths as of 02 July 2021**

- As of 02 July 2021 (2PM, GMT+8), worldwide, there were **183,752,549** confirmed cases, including **3,973,723** deaths. Globally, Case Fatality Rate (CFR) is **2.2**.
- In **China**, there were **118,627** confirmed cases with **5,508** deaths, including deaths in Hong Kong (211) and Taiwan (661). Confirmed cases in China include confirmed cases in Hong Kong (11,928), Macau (54), and Taiwan (14,853).
- **4,938,283 confirmed cases** of COVID-19 have been reported in the ASEAN region with a total of **95,224 deaths**, with a CFR of **1.9**.

REGION	COUNTRY	FIRST CONFIRMED CASE(S)	LATEST REPORT ON CONFIRMED CASE(S)	TOTAL CONFIRMED CASES	NEW CASES (7-DAY ROLLING AVERAGE)	TOTAL DEATHS	NEW DEATHS (7-DAY ROLLING AVERAGE)	CASE FATALITY RATE	CUMULATIVE CASES/100,000	NUMBER OF TESTS LAST 14 DAYS/100,000	CUMULATIVE VACCINATED	CUMULATIVE FULLY VACCINATED	FULLY VACCINATED / 100,000
ASEAN REGION	Brunei	10 Mar 20	01-Jul-21	261	1 (1)	3	-	1.1%	60		66,091	13,463	3,080
	Cambodia	27 Jan 20	01-Jul-21	51,384	999 (860)	628	26 (19)	1.2%	312	502	4,202,751	3,048,905	18,240
	Indonesia	02 Mar 20	01-Jul-21	2,203,108	24,836 (21,302)	58,995	504 (435)	2.7%	814	318	29,279,142	13,465,499	4,920
	Lao PDR	24 Mar 20	01-Jul-21	2,144	23 (9)	3	-	0.1%	30	227	886,238	530,029	7,290
	Malaysia	25 Jan 20	01-Jul-21	758,967	6,988 (6,017)	5,254	84 (76)	0.7%	2,376	1,637	5,774,667	2,309,018	7,130
	Myanmar	23 Mar 20	01-Jul-21	159,347	2,070 (1,233)	3,347	13 (10)	2.1%	295	62	1,840,758	1,527,284	2,810
	Philippines	30 Jan 20	01-Jul-21	1,418,337	5,778 (5,725)	24,797	135 (109)	1.7%	1,312	409	7,810,469	2,632,938	2,400
	Singapore	23 Jan 20	01-Jul-21	62,589	10 (14)	36	-	0.1%	1,097	14,003	3,271,610	2,094,193	35,800
	Thailand	13 Jan 20	01-Jul-21	264,834	5,533 (4,598)	2,080	57 (44)	0.8%	380	179	6,910,169	2,762,537	3,960
	Vietnam	23 Jan 20	01-Jul-21	17,312	805 (457)	81	1 (1)	0.5%	18	-	3,583,939	193,041	200
				<b>4,938,283</b>	<b>47,043</b>	<b>95,224</b>	<b>820</b>	<b>1.9%</b>					

- **178,695,639 confirmed cases** of COVID-19 have been reported in **222 countries/states** (other than China, Hong Kong, Taiwan, Macau, and ASEAN countries):

REGION	COUNTRY	FIRST CONFIRMED CASE(S)	LATEST REPORT ON CONFIRMED CASE(S)	TOTAL CONFIRMED CASES	NEW CASES	TOTAL DEATHS	NEW DEATHS	CASE FATALITY RATE	CUMULATIVE CASES/100,000	NUMBER OF TESTS LAST 14 DAYS/100,000	CUMULATIVE IMMUNIZED	CUMULATIVE FULLY VACCINATED	FULLY VACCINATED/100,000
ASIA PACIFIC	Japan	16 Jan 2020	01-Jul-21	802,035	1,754	14,754	24	1.8%	635	471	29,645,387	15,265,185	12,070
	South Korea	20 Jan 2020	01-Jul-21	157,723	762	2,021	3	1.3%	305	585	15,336,361	5,041,240	9,830
	Nepal	24 Jan 2020	01-Jul-21	640,662	1,857	9,145	33	1.4%	2,239	191	2,601,316	755,019	2,590
	Australia	25 Jan 2020	01-Jul-21	30,643	32	910	-	3.0%	119	3,084	6,144,110	1,501,475	5,890
	Sri Lanka	27 Jan 2020	01-Jul-21	260,972	1,883	3,120	43	1.2%	1,197	925	2,697,778	995,325	4,650
	India	30 Jan 2020	01-Jul-21	30,453,937	43,360	400,271	796	1.3%	2,229	1,676	271,410,023	57,748,116	4,180
	Afghanistan	24 Feb 2020	01-Jul-21	120,216	1,557	4,962	91	4.1%	316		699,200	187,654	480
	Pakistan	26 Feb 2020	01-Jul-21	958,408	1,037	22,321	40	2.3%	443	245	10,833,547	3,566,547	1,610
	New Zealand	28 Feb 2020	30-Jun-21	2,742	-	26	-	0.9%	56	1,376	705,062	444,546	9,220
	Bhutan	05 Mar 2020	01-Jul-21	2,104	4	1	-	0.0%	276	-	485,315		
	Maldives	07 Mar 2020	01-Jul-21	73,931	133	213	3	0.3%	13,924	6,003	316,847	190,227	35,190
	Bangladesh	08 Mar 2020	01-Jul-21	921,559	8,301	14,646	143	1.6%	565	173	5,823,245	4,278,894	2,600
Mongolia	10 Mar 2020	01-Jul-21	117,963	2,485	578	15	0.5%	3,658	1,806	2,021,411	1,746,187	53,270	

	<b>Turkey</b>	10 Mar 2020	01-Jul-21	5,430,940	5,288	49,774	42	0.9%	6,510	2,912	35,091,645	15,217,656	18,040
	<b>French Polynesia</b>	12 Mar 2020	30-Jun-21	19,007	-	142	-	0.7%	6,806		71,242	61,298	21,820
	<b>Guam</b>	15 Mar 2020	30-Jun-21	8,357	-	140	-	1.7%	4,995		102,154	90,755	54,750
	<b>New Caledonia</b>	17 Mar 2020	20-Jun-21	129	-	-	-	0.0%	45		59,316	51,943	18,190
	<b>Fiji</b>	18 Mar 2020	01-Jul-21	4,849	431	24	3	0.5%	545	-	278,954	43,345	4,840
	<b>Papua New Guinea</b>	21 Mar 2020	23-Jun-21	17,098	-	173	-	1.0%	195	-	50,460	710	10
	<b>Timor Leste</b>	21 Mar 2020	01-Jul-21	9,278	56	24	1	0.3%	717		203,009	25,757	1,950
	<b>Northern Mariana Islands</b>	28 Mar 2020	28-May-21	183	-	2	-	1.1%	320		29,529	26,530	46,640
	<b>North Korea</b>	24 Jul 2020	25-Jul-20	1	-	-	-	0.0%	0				
	<b>Solomon Islands</b>	03 Oct 2020	16-Apr-21	20	-	-	-	0.0%	3		18,050	3,692	540
	<b>Wallis et Futuna</b>	17 Oct 2020	06-May-21	445	-	7	-	1.6%	2,777		4,565	4,368	38,840
	<b>Marshall Islands</b>	26 Oct 2020	17-Nov-20	4	-				7		18,208	15,752	26,970
	<b>Vanuatu</b>	11 Nov 2020	21-Apr-21	4	-	1	-	25.0%	1		7,462		
	<b>Samoa</b>	18 Nov 2020	12-Feb-21	3	-	-	-	0.0%	2		49,546	5,117	2,580
	<b>Micronesia</b>	11 Jan 2021	11-Jan-21	1	-				1		30,164	25,319	24,430
<b>Palau</b>	31 May 2021	14-Jun-21	2	-	-	-	0.0%	11		14,179	13,101	73,160	
<b>AMERICAS</b>	<b>USA</b>	21 Jan 2020	01-Jul-21	34,557,130	16,285	620,617	368	1.8%	10,528	1,195	180,674,739	154,884,686	46,310
	<b>Canada</b>	25 Jan 2020	01-Jul-21	1,415,403	132	26,299	4	1.9%	3,724	1,761	25,722,762	11,662,058	30,900
	<b>Brazil</b>	26 Feb 2020	30-Jun-21	18,565,491	-	518,416	-	2.8%	8,767	-	74,354,809	27,121,995	12,760
	<b>Mexico</b>	28 Feb 2020	30-Jun-21	2,519,269	-	233,047	-	9.3%	1,975	94	30,903,150	19,358,590	15,010
	<b>Saint Martin</b>	01 Mar 2020	24-Jun-21	2,276	-	12	-	0.5%	5,989				
	<b>Ecuador</b>	01 Mar 2020	30-Jun-21	458,504	-	21,560	-	4.7%	2,639	157	2,793,332	1,359,225	7,700
	<b>Dominican Republic</b>	01 Mar 2020	01-Jul-21	326,193	972	3,840	18	1.2%	3,037	380	4,949,582	2,892,597	26,670
	<b>Chile</b>	03 Mar 2020	01-Jul-21	1,558,557	2,655	32,588	43	2.1%	8,224	3,444	12,596,361	10,533,144	55,100
	<b>Argentina</b>	03 Mar 2020	01-Jul-21	4,491,551	21,177	94,772	468	2.1%	9,995	358	16,504,606	4,038,719	8,940
	<b>Peru</b>	05 Mar 2020	30-Jun-21	2,052,065	-	192,331	-	9.4%	6,312	199	4,296,611	2,936,834	8,910
	<b>Costa Rica</b>	06 Mar 2020	30-Jun-21	367,938	-	4,667	-	1.3%	7,289	1,391	1,629,222	811,163	15,920

<b>Colombia</b>	06 Mar 2020	01-Jul-21	4,269,297	28,315	107,137	593	2.5%	8,481	2,256	11,518,988	6,896,325	13,550
<b>French Guiana</b>	06 Mar 2020	30-Jun-21	27,536	-	145	-	0.5%	14,084				
<b>Martinique</b>	06 Mar 2020	29-Jun-21	12,374	-	98	-	0.8%	2,858				
<b>Paraguay</b>	07 Mar 2020	30-Jun-21	423,282	-	12,895	-	3.0%	6,009	741	526,960	133,391	1,870
<b>Panama</b>	10 Mar 2020	30-Jun-21	403,778	-	6,545	-	1.6%	9,509	1,616	1,007,646	526,602	12,200
<b>Bolivia</b>	10 Mar 2020	30-Jun-21	439,624	-	16,767	-	3.8%	3,818	494	1,857,751	691,652	5,930
<b>Honduras</b>	11 Mar 2020	30-Jun-21	262,760	-	7,005	-	2.7%	2,696		625,910	58,125	590
<b>Cuba</b>	11 Mar 2020	01-Jul-21	193,945	2,952	1,302	18	0.7%	1,711	2,766	2,758,893	1,169,638	10,330
<b>Guyana</b>	11 Mar 2020	30-Jun-21	20,055	-	469	-	2.3%	2,562		232,599	107,421	13,660
<b>Jamaica</b>	12 Mar 2020	01-Jul-21	50,166	42	1,080	5	2.2%	1,702	663	172,958	77,025	2,600
<b>St Vincent and the Grenadines</b>	12 Mar 2020	01-Jul-21	2,227	-	12	-	0.5%	2,014		18,417		
<b>Saint Lucia</b>	13 Mar 2020	30-Jun-21	5,296	-	84	-	1.6%	2,897		30,815	21,956	11,960
<b>Trinidad and Tobago</b>	13 Mar 2020	01-Jul-21	33,029	236	857	10	2.6%	2,368	569	213,632	88,916	6,350
<b>Venezuela</b>	13 Mar 2020	30-Jun-21	272,712	-	3,119	-	1.1%	956		1,223,130	223,858	790
<b>Guatemala</b>	13 Mar 2020	30-Jun-21	293,583	-	9,215	-	3.1%	1,768	310	778,519	159,486	890
<b>Uruguay</b>	13 Mar 2020	30-Jun-21	369,350	-	5,593	-	1.5%	10,670	4,358	2,267,229	1,669,724	48,070
<b>Curacao</b>	13 Mar 2020	30-Jun-21	12,342	-	126	-	1.0%	7,834		88,793	78,700	47,960
<b>Puerto Rico</b>	13 Mar 2020	30-Jun-21	274,058	-	2,549	-	0.9%	8,581		2,059,610	1,759,206	55,080
<b>Suriname</b>	13 Mar 2020	30-Jun-21	21,732	-	522	-	2.4%	3,738		160,268	35,926	6,120
<b>Antigua and Barbuda</b>	13 Mar 2020	04-Jun-21	1,263	-	42	-	3.3%	1,300		36,187	27,744	28,330
<b>Guadeloupe</b>	13 Mar 2020	30-Jun-21	17,028	-	230	-	1.4%	3,844				
<b>Cayman Islands</b>	13 Mar 2020	28-Jun-21	614	-	2	-	0.3%	945		48,418	44,793	68,160
<b>Aruba</b>	14 Mar 2020	30-Jun-21	11,138	-	107	-	1.0%	10,477		67,827	59,429	55,660
<b>Bahamas</b>	15 Mar 2020	29-Jun-21	12,586	-	246	-	2.0%	3,231		58,122	32,945	8,380
<b>US Virgin Islands</b>	16 Mar 2020	30-Jun-21	3,879	-	30	-	0.8%	3,638		41,165	35,112	33,540
<b>Sint Maarten</b>	17 Mar 2020	30-Jun-21	2,618	-	33	-	1.3%	6,427		21,130	17,160	40,020
<b>Montserrat</b>	17 Mar 2020	14-Feb-21	20	-	1	-	5.0%	214		1,411	1,229	24,580
<b>Barbados</b>	17 Mar 2020	01-Jul-21	4,082	1	47	-	1.2%	1,422		95,264	70,948	24,690
<b>El Salvador</b>	18 Mar 2020	30-Jun-21	78,766	-	2,387	-	3.0%	1,221	-	1,585,582	1,089,023	16,790

<b>Nicaragua</b>	18 Mar 2020	29-Jun-21	8,178	-	191	-	2.3%	125		167,500			
<b>Bermuda</b>	18 Mar 2020	29-Jun-21	2,514	-	33	-	1.3%	3,933		41,688	39,034	62,680	
<b>Haiti</b>	19 Mar 2020	30-Jun-21	18,658	-	436	-	2.3%	166					
<b>Dominica</b>	22 Mar 2020	26-Jun-21	193	-	-	-	0.0%	269		20,302	19,007	26,400	
<b>Grenada</b>	22 Mar 2020	12-May-21	161	-	1	-	0.6%	144		19,521	11,973	10,640	
<b>Belize</b>	23 Mar 2020	30-Jun-21	13,251	-	329	-	2.5%	3,395	1,576	79,993	26,017	6,540	
<b>Turks and Caicos Islands</b>	23 Mar 2020	30-Jun-21	2,425	-	18	-	0.7%	6,350		22,700	15,410	39,800	
<b>Saint Kitts and Nevis</b>	24 Mar 2020	30-Jun-21	446	-	3	-	0.7%	844		22,831	17,784	33,430	
<b>British Virgin Islands</b>	25 Mar 2020	30-Jun-21	313	-	1	-	0.3%	1,042		12,562	8,841	29,240	
<b>Anguilla</b>	26 Mar 2020	11-May-21	109	-	-	-	0.0%	822		9,264	6,525	43,490	
<b>Caribbean Netherlands</b>	01 Apr 2020	30-Jun-21	1,649	-	17	-	1.0%	9,155		5,726	1,665	6,350	
<b>Falkland Islands</b>	03 Apr 2020	22-Apr-21	63	-	-	-	0.0%	2,388		2,632	1,775	50,960	
<b>Saint Pierre and Miquelon</b>	05 Apr 2020	16-Jun-21	26	-	-	-	0.0%	371					
<b>Saint Barthelemy</b>	25 Jul 2020	20-May-21	1,005	-	1	-	0.1%	11,893					
<b>EUROPE</b>	<b>France</b>	24 Jan 2020	01-Jul-21	5,777,965	2,664	111,111	29	1.9%	8,616		33,740,554	20,598,137	30,490
	<b>Germany</b>	27 Jan 2020	01-Jul-21	3,750,064	899	91,530	71	2.4%	4,511	852	45,817,029	30,986,128	36,980
	<b>Finland</b>	29 Jan 2020	01-Jul-21	95,964	222	973	4	1.0%	1,738	1,639	3,290,624	1,032,348	18,630
	<b>Italy</b>	30 Jan 2020	01-Jul-21	4,260,788	879	127,587	21	3.0%	7,066	3,164	34,070,084	18,740,696	31,000
	<b>Russian Federation</b>	31 Jan 2020	01-Jul-21	5,538,142	23,543	135,886	672	2.5%	3,836	3,159	22,691,596	17,336,348	11,880
	<b>Spain</b>	31 Jan 2020	01-Jul-21	3,821,305	12,345	80,883	8	2.1%	8,117	-	25,320,606	17,519,587	37,470
	<b>Sweden</b>	31 Jan 2020	01-Jul-21	1,090,553	563	14,626	-	1.3%	10,603		4,749,296	3,040,488	30,110
	<b>United Kingdom of Great Britain</b>	31 Jan 2020	01-Jul-21	4,828,463	27,556	128,162	22	2.7%	7,225	14,861	44,860,978	33,048,199	48,680
	<b>Belgium</b>	05 Feb 2020	01-Jul-21	1,085,131	581	25,173	3	2.3%	9,449	3,391	7,148,368	4,016,148	34,650
	<b>Switzerland</b>	25 Feb 2020	01-Jul-21	703,176	172	10,894	3	1.5%	8,200	2,055	4,305,780	2,930,845	33,860
	<b>Austria</b>	25 Feb 2020	01-Jul-21	650,474	62	10,706	4	1.6%	7,328	48,806	4,758,717	3,098,684	34,410
	<b>Croatia</b>	25 Feb 2020	01-Jul-21	359,975	103	8,209	3	2.3%	8,850	1,136	1,488,707	1,084,774	26,420
	<b>Norway</b>	26 Feb 2020	30-Jun-21	131,316	-	794	-	0.6%	2,455	2,386	2,629,008	1,554,140	28,670

<b>Romania</b>	26 Feb 2020	01-Jul-21	1,080,823	31	33,861	75	3.1%	5,584	843	4,711,630	4,519,003	23,490
<b>Estonia</b>	26 Feb 2020	01-Jul-21	131,085	21	1,269	-	1.0%	9,881	2,371	559,877	396,129	29,860
<b>Georgia</b>	26 Feb 2020	01-Jul-21	367,058	980	5,327	11	1.5%	9,866	4,999	261,652	100,072	2,510
<b>North Macedonia</b>	26 Feb 2020	01-Jul-21	155,689	5	5,485	1	3.5%	7,473	1,659	334,386	223,014	10,700
<b>Greece</b>	26 Feb 2020	01-Jul-21	423,185	729	12,691	4	3.0%	3,949	2,083	4,839,188	3,788,906	36,350
<b>Denmark</b>	27 Feb 2020	01-Jul-21	294,152	475	2,535	1	0.9%	5,055	12,410	3,344,032	1,964,839	33,920
<b>San Marino</b>	27 Feb 2020	29-Jun-21	5,091	-	90	-	1.8%	15,035		22,347	22,347	65,850
<b>Lithuania</b>	27 Feb 2020	01-Jul-21	278,809	40	4,384	1	1.6%	10,004	2,073	1,241,133	1,046,121	38,430
<b>Netherlands</b>	27 Feb 2020	01-Jul-21	1,685,825	825	17,748	3	1.1%	9,726	538	10,042,216	6,014,394	35,100
<b>Azerbaijan</b>	27 Feb 2020	01-Jul-21	336,122	75	4,975	1	1.5%	3,353	799	2,214,990	1,296,229	12,780
<b>Belarus</b>	28 Feb 2020	01-Jul-21	418,212	1,023	3,153	10	0.8%	4,418	1,810	699,141	369,272	3,910
<b>Iceland</b>	28 Feb 2020	29-Jun-21	6,649	-	30	-	0.5%	1,840	-	259,385	192,194	56,320
<b>Ireland</b>	28 Feb 2020	01-Jul-21	272,784	-	5,000	-	1.8%	5,520	-	2,349,219	1,000,000	20,250
<b>Monaco</b>	29 Feb 2020	01-Jul-21	2,580	3	33	-	1.3%	6,621		19,842	16,767	42,730
<b>Czech Republic</b>	01 Mar 2020	01-Jul-21	1,667,435	148	30,304	1	1.8%	15,628		5,052,339	3,275,974	30,590
<b>Luxembourg</b>	01 Mar 2020	30-Jun-21	70,787	-	818	-	1.2%	11,419	9,140	341,043	210,682	33,660
<b>Armenia</b>	01 Mar 2020	01-Jul-21	225,221	126	4,517	3	2.0%	7,615	846	52,509	11,784	400
<b>Latvia</b>	02 Mar 2020	01-Jul-21	137,500	71	2,520	7	1.8%	7,188	3,866	656,571	544,515	28,870
<b>Portugal</b>	02 Mar 2020	01-Jul-21	882,006	2,449	17,101	5	1.9%	8,589	4,939	5,678,885	3,444,900	33,780
<b>Andorra</b>	02 Mar 2020	01-Jul-21	13,918	7	127	-	0.9%	18,042	1,435	41,716	26,613	34,440
<b>Liechtenstein</b>	03 Mar 2020	30-Jun-21	3,036	-	59	-	1.9%	7,985	3,493	18,935	12,418	32,560
<b>Ukraine</b>	03 Mar 2020	01-Jul-21	2,235,801	705	52,391	51	2.3%	5,037	482	1,933,944	649,524	1,490
<b>Slovenia</b>	04 Mar 2020	01-Jul-21	257,358	23	4,419	-	1.7%	12,326	802	821,331	670,795	32,270
<b>Hungary</b>	04 Mar 2020	01-Jul-21	808,160	32	29,992	-	3.7%	8,272	988	5,486,514	4,916,927	50,900
<b>Poland</b>	04 Mar 2020	01-Jul-21	2,880,010	98	75,044	23	2.6%	7,585	881	16,890,799	13,293,459	35,120
<b>Faroe Islands</b>	04 Mar 2020	30-Jun-21	776	-	1	-	0.1%	1,594		28,443	18,861	38,600
<b>Bosnia and Herzegovina</b>	05 Mar 2020	01-Jul-21	205,032	10	9,667	2	4.7%	6,211	501	301,801	154,720	4,720
<b>Gibraltar</b>	05 Mar 2020	01-Jul-21	4,351	3	94	-	2.2%	12,911		39,235	38,854	115,320
<b>Slovakia</b>	06 Mar 2020	01-Jul-21	391,659	17	12,511	1	3.2%	7,181	8,941	2,022,079	1,568,552	28,730
<b>Serbia</b>	06 Mar 2020	01-Jul-21	716,643	81	7,047	-	1.0%	10,319	1,233	2,693,998	2,452,243	36,040



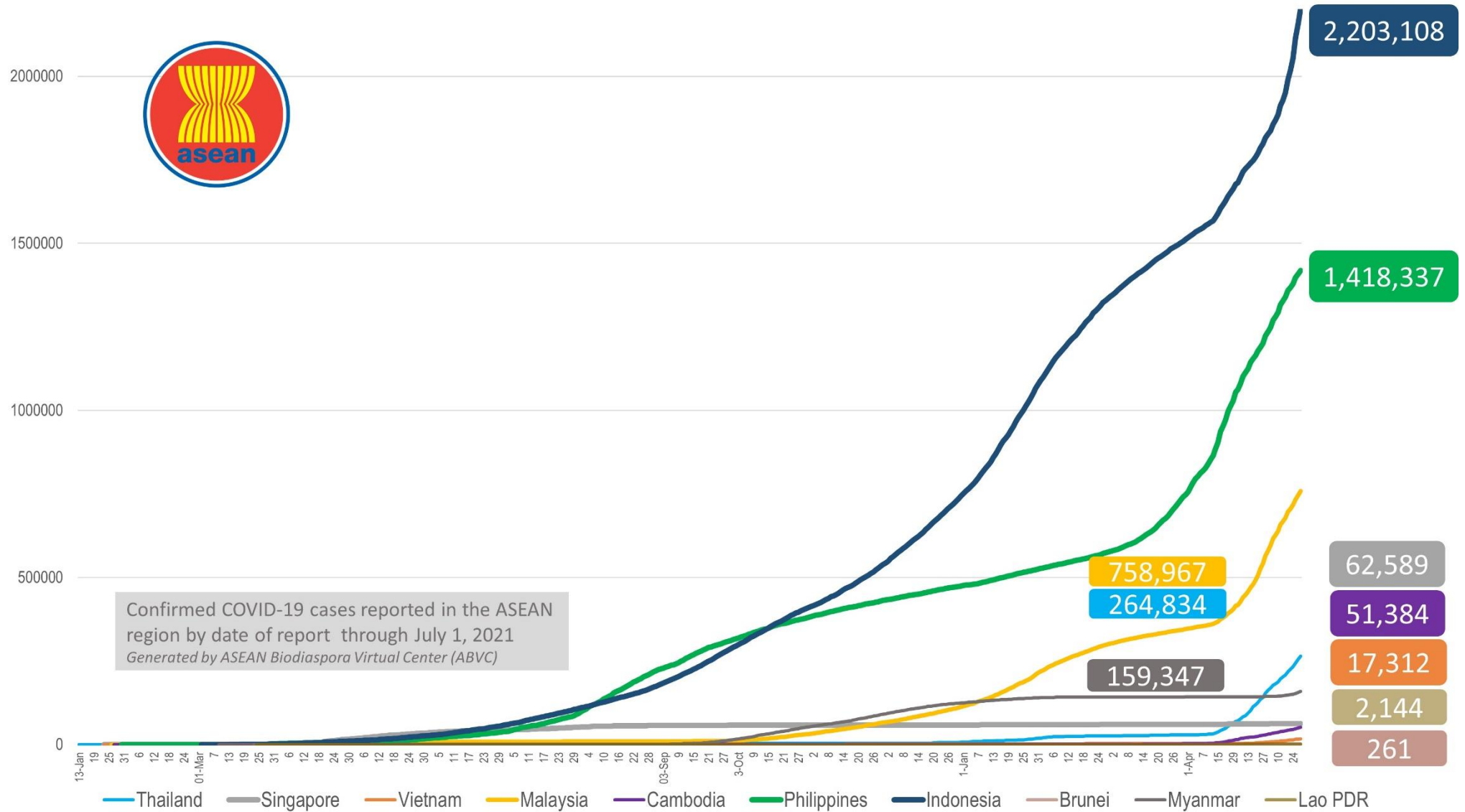
	<b>Vatican City</b>	06 Mar 2020	17-Oct-20	27	-	-	-	0.0%	2,932					
	<b>Malta</b>	07 Mar 2020	01-Jul-21	30,627	4	420	-	1.4%	6,093	2,498	359,169	325,891	73,810	
	<b>Moldova</b>	07 Mar 2020	01-Jul-21	256,816	82	6,194	-	2.4%	9,663	2,603	453,142	273,828	6,790	
	<b>Bulgaria</b>	08 Mar 2020	01-Jul-21	421,902	73	18,067	6	4.3%	6,048	1,959	955,804	805,473	11,590	
	<b>Albania</b>	09 Mar 2020	01-Jul-21	132,523	2	2,456	-	1.9%	4,643	-	564,530	403,504	14,020	
	<b>Cyprus</b>	09 Mar 2020	01-Jul-21	75,860	-	374	-	0.5%	6,329	33,481	462,527	346,707	39,040	
	<b>Channel Islands</b>	09 Mar 2020	30-Jun-21	838	-	17	-	2.0%	1,285		32,969	13,618	20,310	
	<b>Jersey</b>	10 Mar 2020	01-Jul-21	3,609	64	69	-	1.9%	3,974		69,246	51,963	51,410	
	<b>Kazakhstan</b>	13 Mar 2020	01-Jul-21	425,573	2,436	4,375	26	1.0%	2,299	-	3,335,172	2,000,596	10,650	
	<b>Kosovo</b>	13 Mar 2020	01-Jul-21	107,715	9	2,248	-	2.1%	6,003					
	<b>Uzbekistan</b>	15 Mar 2020	01-Jul-21	111,153	476	740	4	0.7%	331		2,074,701	1,199,541	3,580	
	<b>Greenland</b>	16 Mar 2020	22-Jun-21	50	-	-	-	0.0%	89		28,030	11,240	19,800	
	<b>Montenegro</b>	17 Mar 2020	01-Jul-21	100,272	20	1,613	-	1.6%	16,117		150,545	138,315	22,020	
	<b>Kyrgyzstan</b>	18 Mar 2020	01-Jul-21	126,395	1,392	2,009	9	1.6%	1,958		99,900	73,800	1,130	
	<b>Isle of Man</b>	19 Mar 2020	30-Jun-21	1,613	-	29	-	1.8%	1,907		63,246	43,933	51,670	
	<b>Tajikistan</b>	30 Apr 2020	01-Jul-21	13,499	21	90	-	0.7%	145		116,341	15,734	160	
<b>MIDDLE EAST</b>	<b>UAE</b>	29 Jan 2020	01-Jul-21	634,582	1,675	1,819	8	0.3%	6,495	29,608	5,081,853	3,836,521	38,790	
	<b>Iran</b>	19 Feb 2020	01-Jul-21	3,218,860	14,303	84,389	125	2.6%	3,882	1,784	4,076,904	1,641,010	1,950	
	<b>Israel</b>	21 Feb 2020	01-Jul-21	842,062	285	6,429	-	0.8%	9,301	5,112	5,598,954	5,169,775	59,730	
	<b>Lebanon</b>	21 Feb 2020	30-Jun-21	544,866	-	7,851	-	1.4%	7,948	1,928	909,523	439,633	6,440	
	<b>Kuwait</b>	24 Feb 2020	01-Jul-21	358,511	1,824	1,979	10	0.6%	8,522	1,870	2,875,000	38,000	890	
	<b>Oman</b>	24 Feb 2020	01-Jul-21	270,504	1,959	3,140	40	1.2%	5,437		854,274	213,569	4,180	
	<b>Bahrain</b>	24 Feb 2020	30-Jun-21	265,827	-	1,352	-	0.5%	16,197	9,556	1,057,888	987,140	58,010	
	<b>Iraq</b>	24 Feb 2020	01-Jul-21	1,353,458	7,554	17,216	30	1.3%	3,443	660	548,696	256,667	640	
	<b>Qatar</b>	29 Feb 2020	01-Jul-21	222,217	146	591	1	0.3%	7,846	1,951	1,714,847	1,430,215	49,640	
	<b>Saudi Arabia</b>	02 Mar 2020	30-Jun-21	487,592	-	7,819	-	1.6%	1,423	2,594				
	<b>Jordan</b>	02 Mar 2020	01-Jul-21	751,937	533	9,756	6	1.3%	7,444	1,290	2,488,769	1,418,849	13,910	
	<b>Palestine</b>	05 Mar 2020	30-Jun-21	343,008	-	3,831	-	1.1%	7,321		490,082	351,487	6,890	
	<b>Syria</b>	22 Mar 2020	01-Jul-21	25,551	36	1,879	3	7.4%	150		102,319	5,957	30	
	<b>Yemen</b>	10 Apr 2020	01-Jul-21	6,923	3	1,361	-	19.7%	24		268,753			
<b>AFRICA</b>	<b>Egypt</b>	14 Feb 2020	30-Jun-21	281,282	-	16,169	-	5.7%	280		3,502,181	780,460	760	
	<b>Algeria</b>	25 Feb 2020	01-Jul-21	140,075	449	3,726	10	2.7%	325		2,500,000			
	<b>Nigeria</b>	28 Feb 2020	30-Jun-21	167,618	-	2,120	-	1.3%	83	34	2,241,662	1,155,810	560	
	<b>Tunisia</b>	02 Mar 2020	01-Jul-21	426,879	6,776	15,065	106	3.5%	3,650	844	1,272,434	548,997	4,650	
	<b>Morocco</b>	02 Mar 2020	01-Jul-21	532,150	789	9,298	2	1.7%	1,459	218	9,993,673	9,116,132	24,700	
	<b>Senegal</b>	02 Mar 2020	01-Jul-21	43,268	140	1,168	2	2.7%	266	68	515,344	149,482	890	

<b>South Africa</b>	05 Mar 2020	01-Jul-21	1,995,556	21,584	61,029	382	3.1%	3,408	903	3,026,636	479,772	810
<b>Cameroon</b>	06 Mar 2020	29-Jun-21	80,858	-	1,324	-	1.6%	312		88,333	21,991	80
<b>Togo</b>	06 Mar 2020	01-Jul-21	13,962	45	130	1	0.9%	173	86	270,784	76,462	920
<b>Burkina Faso</b>	09 Mar 2020	28-Jun-21	13,479	-	168	-	1.2%	66		25,833		
<b>Democratic Republic of Congo</b>	10 Mar 2020	01-Jul-21	41,353	-	933	-	2.3%	48		44,840	8,016	10
<b>Ivory Coast</b>	11 Mar 2020	30-Jun-21	48,305	-	313	-	0.6%	188	49	757,113		
<b>Reunion</b>	11 Mar 2020	30-Jun-21	30,583	-	237	-	0.8%	3,936				
<b>Ghana</b>	13 Mar 2020	26-Jun-21	95,914	-	796	-	0.8%	315	35	852,047	380,829	1,230
<b>Guinea</b>	13 Mar 2020	30-Jun-21	23,770	-	171	-	0.7%	186		384,911	158,167	1,200
<b>Gabon</b>	13 Mar 2020	01-Jul-21	25,054	70	159	-	0.6%	1,153		38,496	18,272	820
<b>Sudan</b>	13 Mar 2020	29-Jun-21	36,658	-	2,754	-	7.5%	86		554,095	123,862	280
<b>Kenya</b>	13 Mar 2020	01-Jul-21	184,537	376	3,640	6	2.0%	351	-	1,008,120	370,465	690
<b>Ethiopia</b>	13 Mar 2020	01-Jul-21	276,250	76	4,325	5	1.6%	246	43	1,894,717		
<b>Central African Republic</b>	14 Mar 2020	29-Jun-21	7,141	-	98	-	1.4%	150		78,685		
<b>Seychelles</b>	14 Mar 2020	29-Jun-21	15,579	-	68	-	0.4%	15,958		70,671	67,305	68,440
<b>Rwanda</b>	14 Mar 2020	01-Jul-21	39,914	867	448	10	1.1%	316	785	350,400	228,169	1,760
<b>Namibia</b>	14 Mar 2020	01-Jul-21	91,208	1,291	1,556	35	1.7%	3,656	879	117,632	23,532	930
<b>Swaziland</b>	14 Mar 2020	29-Jun-21	19,084	-	678	-	3.6%	1,662		37,231	10,392	900
<b>Mauritania</b>	14 Mar 2020	30-Jun-21	20,808	-	489	-	2.4%	460	-	152,224	8,858	190
<b>Mayotte</b>	14 Mar 2020	25-Jun-21	19,405	-	174	-	0.9%	12,201				
<b>Equatorial Guinea</b>	15 Mar 2020	29-Jun-21	8,734	-	121	-	1.4%	644		150,363	114,490	8,160
<b>Republic of Congo</b>	15 Mar 2020	29-Jun-21	12,596	-	165	-	1.3%	234		116,110		
<b>Benin</b>	16 Mar 2020	30-Jun-21	8,199	-	104	-	1.3%	69	-	36,188	9,920	80
<b>Liberia</b>	16 Mar 2020	30-Jun-21	4,093	-	128	-	3.1%	83		79,670	2,542	50
<b>Tanzania</b>	16 Mar 2020	08-May-20	509	-	21	-	4.1%	1				
<b>Somalia</b>	16 Mar 2020	30-Jun-21	14,946	-	775	-	5.2%	97		138,603	69,812	440
<b>Gambia</b>	17 Mar 2020	29-Jun-21	6,079	-	181	-	3.0%	259	-	31,150	11,825	490
<b>Zambia</b>	17 Mar 2020	01-Jul-21	157,832	2,884	2,271	72	1.4%	884	639	142,125	10,981	60
<b>Mauritius</b>	18 Mar 2020	01-Jul-21	1,858	25	18	-	1.0%	147		486,034	220,914	17,370
<b>Djibouti</b>	18 Mar 2020	29-Jun-21	11,602	-	155	-	1.3%	1,192		12,547	8,810	890
<b>Niger</b>	19 Mar 2020	30-Jun-21	5,489	-	193	-	3.5%	24		224,803	30,784	130
<b>Chad</b>	19 Mar 2020	23-Jun-21	4,951	-	174	-	3.5%	31		9,799		
<b>Zimbabwe</b>	20 Mar 2020	01-Jul-21	51,221	1,357	1,808	19	3.5%	350	190	777,161	555,277	3,740
<b>Cape Verde</b>	20 Mar 2020	01-Jul-21	32,524	67	286	-	0.9%	5,914		76,390	6,061	1,090
<b>Madagascar</b>	20 Mar 2020	30-Jun-21	42,216	-	913	-	2.2%	157	11	197,001		
<b>Uganda</b>	21 Mar 2020	29-Jun-21	81,034	-	1,061	-	1.3%	183	87	856,025	4,129	10

<b>Eritrea</b>	21 Mar 2020	01-Jul-21	6,028	19	25	2	0.4%	170					
<b>Angola</b>	21 Mar 2020	30-Jun-21	38,849	-	900	-	2.3%	122		943,301	544,991	1,660	
<b>Mozambique</b>	22 Mar 2020	01-Jul-21	77,205	801	884	6	1.1%	254	35	341,707	96,675	310	
<b>Libya</b>	24 Mar 2020	01-Jul-21	193,905	431	3,198	5	1.6%	2,861		379,404			
<b>Guinea-Bissau</b>	25 Mar 2020	30-Jun-21	3,859	-	69	-	1.8%	201		21,855	1,028	50	
<b>Mali</b>	25 Mar 2020	01-Jul-21	14,428	2	525	-	3.6%	73		133,317	46,317	230	
<b>Botswana</b>	30 Mar 2020	28-Jun-21	69,680	-	1,125	-	1.6%	3,025		153,403	66,085	2,810	
<b>Sierra Leone</b>	31 Mar 2020	30-Jun-21	5,575	-	100	-	1.8%	71		82,145	15,170	190	
<b>Burundi</b>	31 Mar 2020	01-Jul-21	5,452	24	8	-	0.1%	47					
<b>Malawi</b>	02 Apr 2020	01-Jul-21	36,359	233	1,199	3	3.3%	195	211	385,242	43,165	230	
<b>South Sudan</b>	05 Apr 2020	30-Jun-21	10,834	-	117	-	1.1%	98	-	42,166	2,754	20	
<b>Sao Tome and Principe</b>	06 Apr 2020	29-Jun-21	2,366	-	37	-	1.6%	1,100		16,453	11,533	5,260	
<b>Comoros</b>	30 Apr 2020	01-Jul-21	3,943	7	146	-	3.7%	463		43,140	41,220	4,740	
<b>Lesotho</b>	13 May2020	01-Jul-21	11,416	72	329	-	2.9%	537		36,637	122	10	
			<b>178,695,639</b>	<b>290,555</b>	<b>3,872,991</b>	<b>4,738</b>	<b>2.2%</b>						

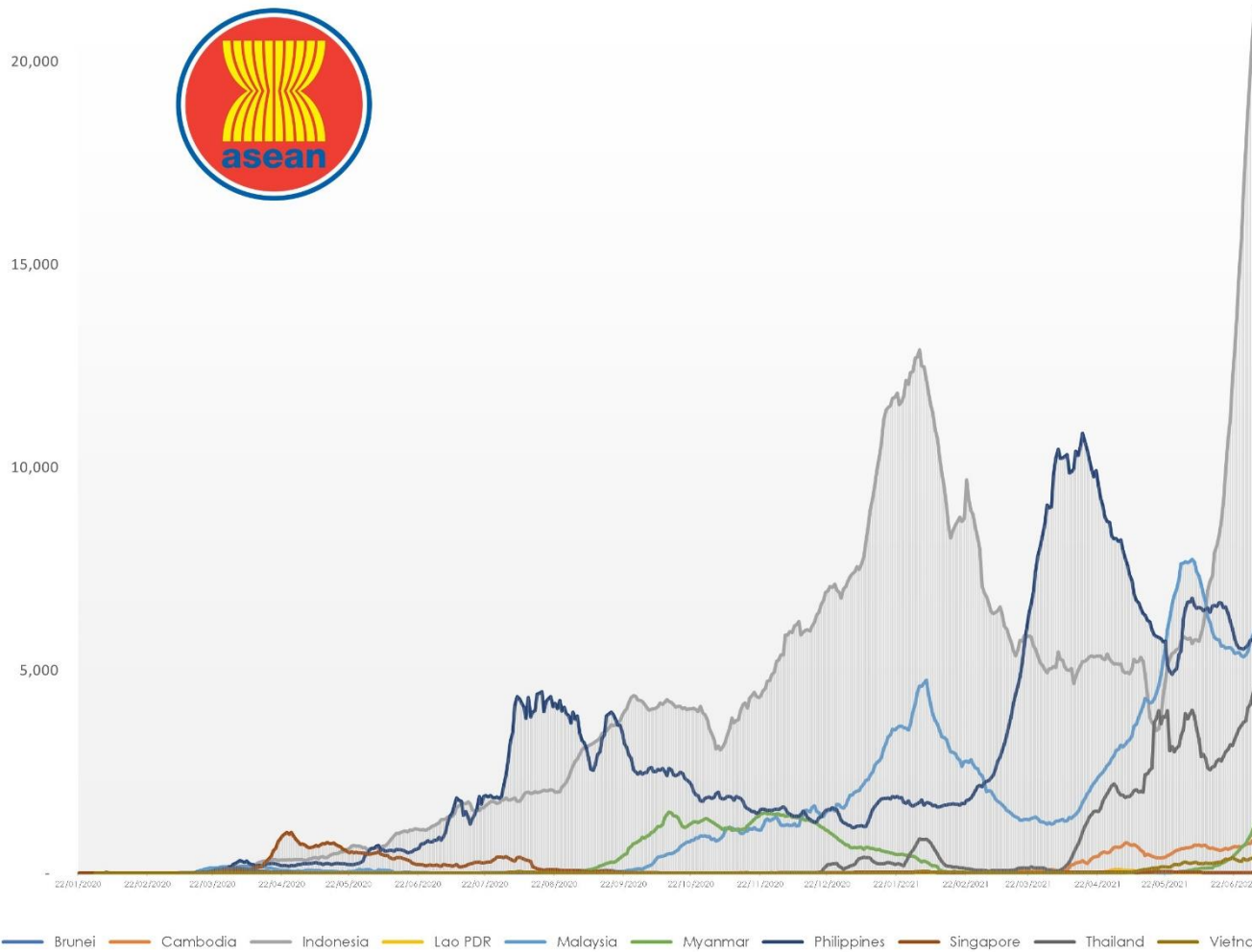
# COVID-19 Epi curve among ASEAN Countries

as of 1 July 2021



# 7-Day Rolling Average of COVID-19 new cases

as of 1 July 2021

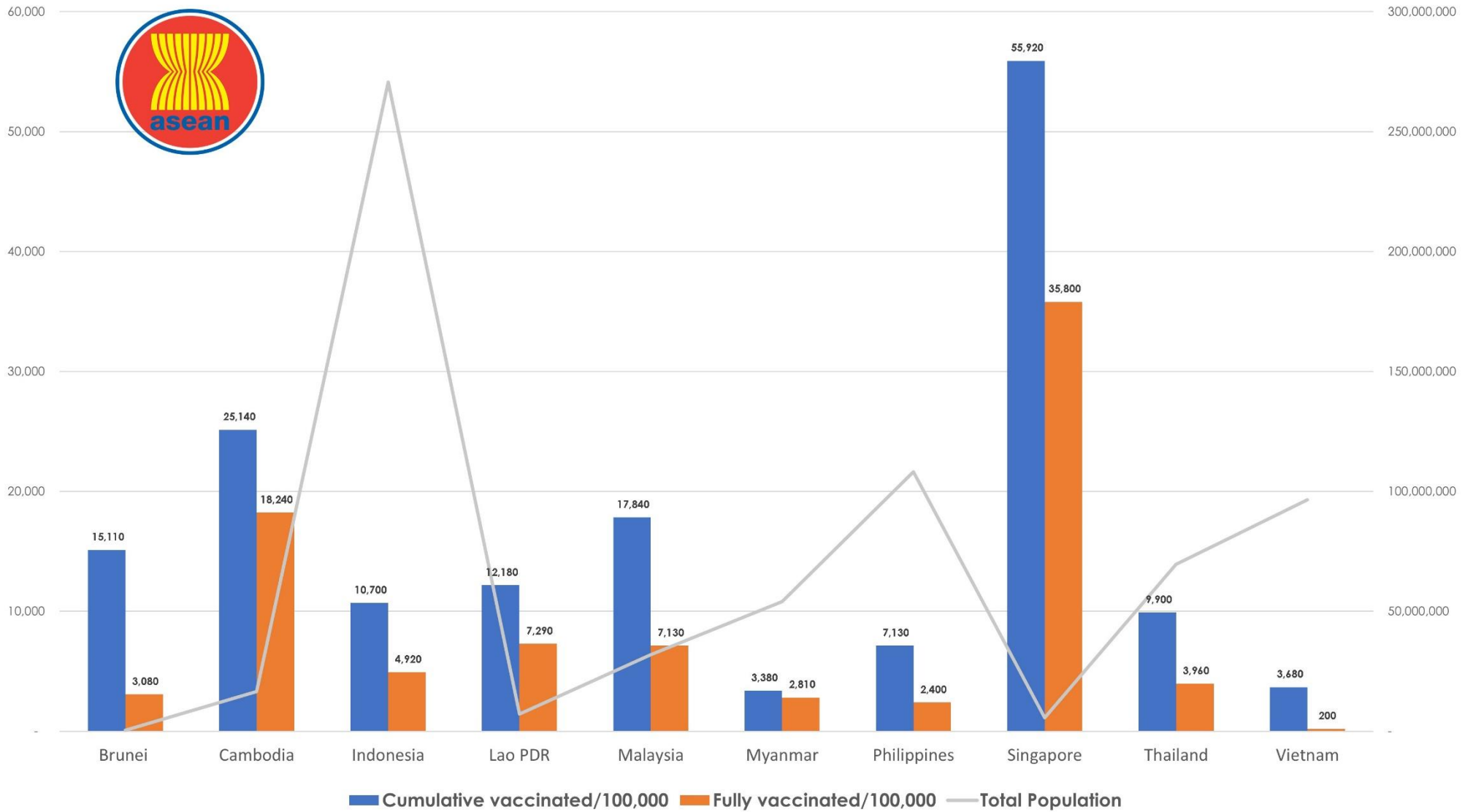


ASEAN Country	New Cases Rate of Change 7-Day Window*	P-value
Brunei	-0.036	0.451
Cambodia	33.811	0
Indonesia	947.015	0
Lao PDR	0.138	0.55
Malaysia	120.143	0.001
Myanmar	96.515	0
Philippines	42.648	0.003
Singapore	-0.796	0.002
Thailand	165.235	0
Vietnam	20.27	0.024

\*Beta coefficient of linear line of best fit; equal to the rate of change in the 7-day rolling average of new cases over the past 7 days (as of July 1, 2021)

# COVID-19 Vaccination Status

as of 1 July 2021



# Re-opening Tracker

Reopening Tracker is designed by Bluedot to anticipate the date that countries/regions around the globe might end the cycle of lockdowns and return to open society. We incorporate three “requirements” to anticipate this:

- At least 80% of the high-risk population has been vaccinated with at least one dose of a COVID-19 vaccine.
  - Our first requirement for a stable reopening is at least 80% of the population within the following groups having received at least one dose of a COVID-19 vaccine: those ages 65 and above; those considered clinically vulnerable based on pre-existing health conditions; and healthcare workers. We estimate the total high-risk population per country/region because these population groups have higher exposure risks and/or higher rates of severe illness leading to hospitalizations and deaths. High vaccination coverage in these high-risk populations is likely correlated with a lower rate of hospitalizations and deaths in a given location.
- At least 65% of the total population has a level of immunity to COVID-19; they have either recovered from COVID-19 or have been vaccinated with at least one dose of a COVID-19 vaccine.
  - Our second requirement is at least 65% of the total population either having received at least one dose of a COVID-19 vaccine or having already recovered from SARS-CoV-2, thereby having a level of immunity.<sup>7</sup> Tracking the vaccination rate of the total population is likely to correlate to lower disease transmission including against more transmissible COVID variants. For some locations, a high total vaccination rate can be associated with a “stable reopening”, which is to say a gradual reduction in restrictive government policies without leading to a surge in hospitalizations and further restrictions.
- Case levels are generally low, and are either steady or declining.
  - Finally, we consider daily reported case levels to qualify a location for stable reopening, since any additional cases requiring hospitalization in a burdened healthcare system may cause setbacks to reopening plans. In addition to meeting Requirements 1 and 2, a location must also have a low level of cases. We define a low level of cases as a 7-day rolling average number of daily new cases that is <10 cases per 100,000, with each day’s past-14-day test positivity is consistently <5% (*i.e.* number of cases reported over the past 14 days divided by the number of tests reported over the past 14 days). Test positivity greater than 5% may suggest that reported case counts are an under-estimate of the true situation in the country. The timeframe of monitoring the test positivity for two weeks was based on guidance from the WHO. In addition to daily cases and test positivity thresholds, the rate of change in daily cases must be steady or declining (defined as the 7-day rolling average being within 10% of the value calculated 14 days prior or decreasing by more than 10%).

Taken together, these three requirements provide an at-a-glance understanding of a jurisdiction’s progress against COVID-19. We will continue to evaluate the thresholds in each requirement as data emerges from additional countries that have vaccinated high proportions of their population. Currently, we are evaluating these thresholds in the context of the Delta variant (B.1.617.2) and may adjust them in future release if appropriate.

ASEAN MEMBER STATE	REQUIREMENT					
	At least <b>80% of the high-risk population has been vaccinated</b> with at least one dose of a COVID-19 vaccine.		At least <b>65% of the total population has a level of immunity</b> to COVID-19; either recovered from COVID-19 or have been vaccinated with at least one dose of a COVID-19 vaccine.		Case levels are generally low (a 7-day rolling average number of daily new cases that is <10 cases per 100,000, with each day's past-14-day test positivity is consistently <5%).	
	% of High risk population with one dose	Projected Completion Date	% of Total population with one dose	Projected Completion Date	Daily cases/100,000	Test positivity last 14 days
Brunei	48.0		14.3	-	0.132	
Cambodia	>80.0	Jun 2021	26.2	>12 mos	4.917	9.9
Indonesia	43.0		11.7	>12 mos	7.646	20.8
Lao PDR	42.9	Oct 2021-	13.1	> 12 mos-	0.090	0.5
Malaysia	54.9	-	19.1	Sep 2021-	18.32	7.0
Myanmar	13.1	-	3.7	-	1.943	10.3
Philippines	30.8	Nov 2021	8.5	Mar 2022	5.329	13.0
Singapore	>80.0	May 2021	58.5	Aug 2021	0.273	0.0
Thailand	25.0	-	10.1	-	6.312	4.9
Vietnam	13.8	-	3.7	-	0.392	0.4



