

COVID-19 Situational Report in the ASEAN Region

ASEAN BioDiaspora Virtual Center (ABVC)

as of February 2, 2022



COVID-19: Highlights and Situation Overview

Global Update

- Worldwide, there have been over 381 million cases and 5.7 million deaths attributed to COVID-19.
- According to the World Health Organization (WHO), during the week of 24 to 30 January 2022, the number of new COVID-19 cases globally remained similar to that reported during the previous week, while the number of new deaths increased by 9%. Across the six WHO regions, over 22 million new cases and over 59 000 new deaths were reported. As of 30 January 2022, over 370 million confirmed cases and over 5.6 million deaths have been reported globally. At the Regional level, increases in the number of new cases were reported by the Western Pacific (37%) the Eastern Mediterranean (24%) and the European (7%) regions, while a decrease was reported by the Region of the Americas (20%) and the South-East Asia Region (8%). The number of new cases reported in the African Region remained similar to the previous week. The number of new weekly deaths continued to increase in the South-East Asia Region (41%), the Eastern Mediterranean Region (32%) and the Region of the Americas (16%), while the African Region reported a decrease of 7%. The incidence of deaths remained similar to the previous week in the European and the Western Pacific regions. WHO also reported on February 1 that the sub-variant BA.2 of the Omicron coronavirus strain, which some studies indicate could be even more infectious than the original version, has been detected in 57 countries. However, the subvariants BA.1 and BA.1.1 still accounted over 96% of all the Omicron sequences uploaded to the GISAID global science initiative. According to Dr. Maria Van Kerkhove, WHO's Technical lead for COVID-19, information about the sub-variant was very limited, but that some initial data indicated that subvariant BA.2 had "a slight increase in growth rate over BA.1".

Regional Update

- In the past month, COVID-19 activity in the Philippines has exponentially increased. The seven-day rolling average daily number of new cases spiked more than 71-fold from 480 as of December 30, to a peak of 34,898 on January 18. Since then, the seven-day rolling average daily number of new cases declined to 18,352 on January 30. Similarly, the seven-day rolling average daily number of new deaths increased from 56 on December 30 to a peak of 141 on January 13 but has since stabilized at 60 on January 30. At the peak of the most recent wave, the 14-day test positivity rate increased from 1.1% on December 30 to 18.9% on January 9. The test positivity rate further increased to 47.1% as of January 13 but has slowly come back down to 28.4% as of January 29. According to news media reports, the Philippines has experienced one of the worst Omicron-driven surges in southeast Asia, with the capital of Manila being the hardest hit. During the peak of the Omicron-driven wave, hospital occupancy across the country quickly increased. As of January 15, according to official sources, 55% of ICU beds, 52% of isolation beds, 69% of ward beds, and 26% of ventilators were being used for COVID-19 patients. As of January 31, hospital bed utilization has reduced to 46% of ICU beds, 46% of isolation beds, and 48% of ward beds.

Vaccine Update

- Based on Malaysia's CovidNow portal, a total 22,925,383 individuals or 97.9% of the adult population in the country have completed the COVID-19 vaccine dose, while 99.1% or 23,202,227 individuals have received at least one dose of the vaccine as of February 1 (Tuesday). A total of 12,022,117 adults or 51.4% of the group in the country have also received the COVID-19 booster dose. For adolescents aged between 12 and 17, a total of 2,788,724 or 88.6% of the group have completed the vaccination, while 2,867,902 individuals or 91.1% have

received at least one dose of the vaccine. Yesterday, a total of 28,683 doses of the vaccine were dispensed, with 210 as first dose, 288 as second dose and 28,185 as booster dose, bringing the cumulative number of vaccine doses administered under the National COVID-19 Immunization Programme (PICK) to 63,601,771.

- According to the BlueDot COVID-19 Data Suite, as of January 30, of Philippines' 108 million population, 53.8% (58,149,158) have received two doses of a COVID-19 vaccine. Approximately 6.8% (7,335,558) of the population has been administered a booster dose. With vaccine rates relatively low compared to surrounding regions, health officials are aiming to have the 77 million adult population vaccinated by May 2022. As of January 26, 11,281 individuals aged five to 11 years old, and 186,302 individuals aged 12 to 17 years old have registered for a vaccination with the Pfizer/BioNTech vaccine. Beginning February 2, the younger age group will begin receiving their vaccinations. To date, 10 COVID-19 vaccines have been approved for use in the Philippines, including Comirnaty (Pfizer/BioNTech), Vaxzevria (Oxford/AstraZeneca), CoronaVac (Sinovac), Sputnik-V (Gamaleya Research Institute), Covaxin (Bharat Biotech), Janssen (Johnson & Johnson), Spikevax (Moderna), Sinopharm BIBP, Sputnik Light (Gamaleya Research Institute), and Covovax (Novovax).

Travel Advisories (new update/s)

- Indonesia: Bali will gradually open for all international travellers starting February 4 (Friday). The period of quarantine for fully vaccinated travellers have also been shortened from seven to five days.

Cases and Deaths as of 02 February 2022

- As of 02 February 2022 (2PM, GMT+8), worldwide, there were **381,397,179** confirmed cases, including **5,708,107** deaths. Globally, Case Fatality Rate (CFR) was **1.5**.
- In **China**, there were **139,272** confirmed cases with **5,700** deaths, including deaths in Hong Kong (213) and Taiwan (851). Confirmed cases in China include confirmed cases in Hong Kong (14,197), Macau (79) and Taiwan (18,850). CFR was **4.1**.
- **16,701,845 confirmed cases** of COVID-19 have been reported in the ASEAN region with a total of **314,156 deaths**, with a CFR of **1.9**.

REGION	COUNTRY	FIRST CONFIRMED CASE(S)	LATEST REPORT ON CONFIRMED CASE(S)	TOTAL CONFIRMED CASES	NEW CASES (7-Day Rolling Average)	TOTAL DEATHS	NEW DEATHS (7-Day Rolling Average)	CASE FATALITY RATE	TOTAL POPULATION	CUMULATIVE CASES/ 100,000	CUMULATIVE VACCINATED	CUMULATIVE FULLY VACCINATED	FULLY VACCINATED / 100
ASEAN REGION	Brunei	10 Mar 20	31-Jan-22	16,476	- (47)	98	-	0.6%	433,285	3,803	406,768	403,033	91.3
	Cambodia	27 Jan 20	01-Feb-22	121,390	35 (42)	3,015	-	2.5%	16,486,542	736	14,353,621	13,760,630	81.2
	Indonesia	02 Mar 20	01-Feb-22	4,353,370	16,021 (8,455)	144,320	28 (10)	3.3%	270,625,568	1,609	184,680,997	125,425,611	45.4
	Lao PDR	24 Mar 20	01-Feb-22	134,438	585 (512)	551	4 (3)	0.4%	7,169,455	1,875	4,653,477	3,835,288	52.0
	Malaysia	25 Jan 20	01-Feb-22	2,876,324	5,566 (4,362)	31,985	7 (9)	1.1%	31,949,777	8,985	26,069,911	25,713,759	78.5
	Myanmar	23 Mar 20	01-Feb-22	536,393	861 (287)	19,310	-	3.6%	54,045,420	992	21,746,917	18,254,992	33.3
	Philippines	30 Jan 20	01-Feb-22	3,569,665	9,463 (15,717)	54,054	51 (65)	1.5%	108,116,615	3,302	56,110,301	59,026,174	53.2
	Singapore	23 Jan 20	01-Feb-22	359,075	6,264 (5,186)	858	3 (1)	0.2%	5,703,569	6,296	4,907,259	4,752,460	87.1
	Thailand	13 Jan 20	01-Feb-22	2,447,964	7,422 (8,087)	22,188	12 (18)	0.9%	69,625,582	3,516	52,130,294	48,205,614	68.9
	Vietnam	23 Jan 20	01-Feb-22	2,286,750	11,023 (16,460)	37,777	- (110)	1.7%	96,462,106	2,371	79,059,864	71,946,807	73.3
				16,701,845	57,240	314,156	105	1.9%					

- **364,561,628 confirmed cases** of COVID-19 have been reported in **224 countries/states** (other than China, Hong Kong, Taiwan, Macau, and ASEAN countries):

REGION	COUNTRY	FIRST CONFIRMED CASE(S)	LATEST REPORT ON CONFIRMED CASE(S)	TOTAL CONFIRMED CASES	NEW CASES	TOTAL DEATHS	NEW DEATHS	CASE FATALITY RATE	CUMULATIVE CASES/ 100,00	NUMBER OF TESTS LAST 14 DAYS/ 100,000	CUMULATIVE IMMUNIZED	CUMULATIVE FULLY VACCINATED	FULLY VACCINATED / 100
ASIA PACIFIC	Japan	16 Jan 2020	01-Feb-22	2,825,709	81,656	18,765	69	0.7%	2,238	1,929	101,475,452	99,788,499	79.2
	South Korea	20 Jan 2020	01-Feb-22	864,042	18,333	6,772	17	0.8%	1,671	5,648	44,641,142	43,996,241	85.8
	Nepal	24 Jan 2020	01-Feb-22	957,570	3,657	11,752	9	1.2%	3,347	677	16,333,937	13,106,726	44.2
	Australia	25 Jan 2020	01-Feb-22	1,957,478	24,072	3,835	77	0.2%	7,631	7,382	21,683,520	20,211,402	78.4
	Sri Lanka	27 Jan 2020	01-Feb-22	612,322	1,137	15,474	33	2.5%	2,808	459	16,647,015	13,917,564	64.7
	India	30 Jan 2020	01-Feb-22	41,469,499	167,059	496,242	1,192	1.2%	3,035	1,726	943,027,714	709,926,447	51.0
	Afghanistan	24 Feb 2020	01-Feb-22	163,555	629	7,417	3	4.5%	430		4,554,648	3,892,831	9.8
	Pakistan	26 Feb 2020	01-Feb-22	1,430,366	5,327	29,301	32	2.0%	660	360	104,228,089	80,748,105	35.9
	New Zealand	28 Feb 2020	01-Feb-22	16,620	204	53	-	0.3%	338	4,774	4,173,945	3,925,501	76.6
	Bhutan	05 Mar 2020	01-Feb-22	5,203	312	4	-	0.1%	682	14,966	593,737	570,278	73.1
	Maldives	07 Mar 2020	01-Feb-22	141,060	2,180	277	1	0.2%	26,567	17,909	397,615	369,820	68.0
	Bangladesh	08 Mar 2020	01-Feb-22	1,811,987	13,154	28,425	31	1.6%	1,111	337	95,440,321	59,711,538	35.9
	Mongolia	10 Mar 2020	01-Feb-22	444,588	1,196	2,113	4	0.5%	13,785	8,619	2,269,737	2,170,575	65.2
	Turkey	10 Mar 2020	01-Feb-22	11,722,483	102,601	87,614	198	0.7%	14,051	6,538	57,422,636	52,399,906	61.6
	French Polynesia	12 Mar 2020	31-Jan-22	48,957	-	636	-	1.3%	17,529		176,934	166,049	58.8
	Guam	15 Mar 2020	31-Jan-22	32,331	-	290	-	0.9%	19,326		145,334	130,916	77.7
	New Caledonia	17 Mar 2020	01-Feb-22	22,001	1,515	284	1	1.3%	7,645		186,200	177,090	61.4
	Fiji	18 Mar 2020	31-Jan-22	62,855	-	801	-	1.3%	7,063	559	664,978	614,188	68.0
	Papua New Guinea	21 Mar 2020	30-Jan-22	37,145	-	597	-	1.6%	423	-	292,091	230,848	2.5
Timor Leste	21 Mar 2020	01-Feb-22	20,105	159	122	-	0.6%	1,555	-	670,729	561,648	41.8	
Northern Mariana Islands	28 Mar 2020	31-Jan-22	4,908	-	23	-	0.5%	8,578		44,559	42,062	81.1	
North Korea	24 Jul 2020	25-Jul-20	1	-	-	-	0.0%	0					

	Solomon Islands	03 Oct 2020	31-Jan-22	1,486	-	12	-	0.8%	222		195,262	75,801	10.8
	Wallis et Futuna	17 Oct 2020	03-Dec-21	454	-	7	-	1.5%	2,833		6,151	6,136	55.3
	Marshall Islands	26 Oct 2020	06-Jan-22	7	-	-	-	0.0%	12		26,555	23,203	29.9
	Vanuatu	11 Nov 2020	14-Dec-21	7	-	1	-	14.3%	2		109,176	69,288	22.0
	Samoa	18 Nov 2020	30-Jan-22	30	-	-	-	0.0%	15		142,433	124,583	62.3
	Micronesia	11 Jan 2021	11-Jan-21	1	-	-	-	0.0%	1		54,240	44,062	43.1
	Palau	31 May 2021	01-Feb-22	1,810	177	-	-	0.0%	10,051		19,794	17,235	80.0
	Tonga	05 Nov 2021	05-Nov-21	1	-	-	-		1		74,004	64,680	60.6
	Kiribati	25 Jan 2022	01-Feb-22	629	169	-	-	0.0%	535				
AMERICAS	USA	21 Jan 2020	01-Feb-22	76,366,270	144,055	912,566	2,462	1.2%	23,265	3,946	250,029,773	211,048,207	63.6
	Canada	25 Jan 2020	01-Feb-22	3,063,102	7,289	34,010	137	1.1%	8,060	2,597	32,418,278	30,150,833	79.2
	Brazil	26 Feb 2020	31-Jan-22	25,463,530	-	627,589	-	2.5%	12,025	229	170,322,125	149,930,855	70.1
	Mexico	28 Feb 2020	31-Jan-22	4,942,590	-	306,091	-	6.2%	3,874	319	83,620,573	77,159,476	59.2
	Saint Martin	01 Mar 2020	27-Jan-22	9,439	-	61	-	0.6%	24,838				
	Ecuador	01 Mar 2020	31-Jan-22	732,038	-	34,533	-	4.7%	4,213	589	14,645,580	13,293,525	74.3
	Dominican Republic	01 Mar 2020	01-Feb-22	556,520	1,275	4,310	3	0.8%	5,182	7,081	6,996,090	5,789,094	52.9
	Chile	03 Mar 2020	01-Feb-22	2,190,561	24,577	39,733	12	1.8%	11,558	7,114	17,606,476	16,935,267	88.2
	Argentina	03 Mar 2020	01-Feb-22	8,427,778	49,122	121,513	240	1.4%	18,754	2,296	39,663,948	34,788,229	76.3
	Peru	05 Mar 2020	31-Jan-22	3,239,538	-	205,834	-	6.4%	9,965	0	25,016,848	22,782,128	68.3
	Costa Rica	06 Mar 2020	31-Jan-22	694,865	-	7,575	-	1.1%	13,766	1,371	4,028,723	3,654,209	71.1
	Colombia	06 Mar 2020	31-Jan-22	5,887,261	-	134,300	-	2.3%	11,695	1,772	40,262,427	31,522,344	61.5
	French Guiana	06 Mar 2020	01-Feb-22	76,054	341	378	3	0.5%	38,901				
	Martinique	06 Mar 2020	25-Jan-22	82,813	-	826	-	1.0%	19,130				
	Paraguay	07 Mar 2020	31-Jan-22	583,662	-	17,321	-	3.0%	8,285	2,112	3,540,518	3,088,920	42.8
	Panama	10 Mar 2020	31-Jan-22	700,274	-	7,732	-	1.1%	16,491	7,285	3,121,818	2,502,815	57.1
	Bolivia	10 Mar 2020	31-Jan-22	855,705	-	20,951	-	2.4%	7,432	1,511	6,703,310	5,216,544	44.1
	Honduras	11 Mar 2020	26-Jan-22	391,874	-	10,504	-	2.7%	4,021		5,035,861	4,381,943	43.6
	Cuba	11 Mar 2020	01-Feb-22	1,046,400	1,610	8,407	8	0.8%	9,233	-	10,569,179	9,823,714	86.8
	Guyana	11 Mar 2020	31-Jan-22	59,889	-	1,168	-	2.0%	7,651	7,081	423,439	312,874	39.6
	Jamaica	12 Mar 2020	01-Feb-22	124,806	294	2,663	5	2.1%	4,233	929	745,109	620,024	20.9

St Vincent and the Grenadines	12 Mar 2020	31-Jan-22	6,685	-	94	-	1.4%	6,045	2,978	34,138	27,395	24.6
Saint Lucia	13 Mar 2020	31-Jan-22	20,942	-	328	-	1.6%	11,457		57,018	51,072	27.7
Trinidad and Tobago	13 Mar 2020	01-Feb-22	112,019	470	3,412	8	3.0%	8,030	-	736,406	690,218	49.2
Venezuela	13 Mar 2020	31-Jan-22	485,974	-	5,447	-	1.1%	1,704		20,836,636	13,669,072	47.6
Guatemala	13 Mar 2020	31-Jan-22	690,290	-	16,385	-	2.4%	4,157	824	6,909,197	5,268,363	28.9
Uruguay	13 Mar 2020	31-Jan-22	668,425	-	6,479	-	1.0%	19,309	9,677	2,902,325	2,692,685	77.3
Curacao	13 Mar 2020	01-Feb-22	37,281	153	234	2	0.6%	23,665		106,029	97,614	59.2
Puerto Rico	13 Mar 2020	31-Jan-22	457,501	-	3,855	-	0.8%	14,325		2,976,531	2,538,656	79.5
Suriname	13 Mar 2020	31-Jan-22	73,769	-	1,263	-	1.7%	12,689		264,640	232,788	39.3
Antigua and Barbuda	13 Mar 2020	01-Feb-22	6,627	69	127	-	1.9%	6,824	-	63,197	60,358	61.1
Guadeloupe	13 Mar 2020	26-Jan-22	105,319	-	773	-	0.7%	23,774				
Cayman Islands	13 Mar 2020	25-Jan-22	13,788	-	15	-	0.1%	21,229		59,308	57,473	86.4
Aruba	14 Mar 2020	01-Feb-22	33,084	84	193	-	0.6%	31,119		86,627	79,813	74.5
Bahamas	15 Mar 2020	31-Jan-22	32,562	-	746	-	2.3%	8,360	1,481	160,505	151,520	38.2
US Virgin Islands	16 Mar 2020	31-Jan-22	14,870	-	101	-	0.7%	13,945		65,996	55,268	52.0
Sint Maarten	17 Mar 2020	31-Jan-22	9,308	-	79	-	0.8%	22,851		27,592	25,501	58.7
Montserrat	17 Mar 2020	29-Jan-22	163	-	1	-	0.6%	1,745		1,826	1,593	32.0
Barbados	17 Mar 2020	31-Jan-22	44,430	-	280	-	0.6%	15,479		158,463	146,911	51.1
El Salvador	18 Mar 2020	01-Feb-22	135,109	-	3,908	9	2.9%	2,094	870	4,533,437	4,206,985	64.5
Nicaragua	18 Mar 2020	25-Jan-22	17,650	-	216	-	1.2%	270		5,200,392	3,459,236	51.6
Bermuda	18 Mar 2020	31-Jan-22	10,793	-	117	-	1.1%	16,886		46,695	45,863	73.9
Haiti	19 Mar 2020	31-Jan-22	29,217	-	786	-	2.7%	259	-	129,714	79,410	0.7
Dominica	22 Mar 2020	29-Jan-22	9,032	-	51	-	0.6%	12,578		31,272	28,982	40.2
Grenada	22 Mar 2020	31-Jan-22	12,336	-	210	-	1.7%	11,014		42,467	36,778	32.5
Belize	23 Mar 2020	28-Jan-22	50,487	-	625	-	1.2%	12,934	8,110	232,515	203,237	50.2
Turks and Caicos Islands	23 Mar 2020	29-Jan-22	5,727	-	34	-	0.6%	14,996		29,210	27,133	69.2
Saint Kitts and Nevis	24 Mar 2020	30-Jan-22	5,422	-	33	-	0.6%	10,264	2,881	27,958	26,010	48.6
British Virgin Islands	25 Mar 2020	26-Jan-22	5,839	-	49	-	0.8%	19,444		18,753	17,215	56.6

	Anguilla	26 Mar 2020	28-Jan-22	2,324	-	8	-	0.3%	17,534		10,193	9,336	61.7
	Caribbean Netherlands	01 Apr 2020	31-Jan-22	7,001	-	28	-	0.4%	38,869		19,109	16,736	63.3
	Falkland Islands	03 Apr 2020	31-Jan-22	89	-	-	-	0.0%	3,374		2,632	1,775	50.3
	Saint Pierre and Miquelon	05 Apr 2020	01-Feb-22	934	43	-	-	0.0%	13,320				
	Saint Barthelemy	25 Jul 2020	27-Jan-22	3,435	-	6	-	0.2%	40,651				
EUROPE	France	24 Jan 2020	01-Feb-22	19,557,626	416,896	131,312	381	0.7%	29,164	18,059	53,759,533	51,461,297	76.3
	Germany	27 Jan 2020	01-Feb-22	10,095,559	183,434	118,709	182	1.2%	12,144	3,004	63,026,893	61,558,112	73.4
	Finland	29 Jan 2020	01-Feb-22	493,114	3,244	1,990	-	0.4%	8,933	3,626	4,388,583	4,134,366	74.5
	Italy	30 Jan 2020	01-Feb-22	11,116,422	133,306	146,925	427	1.3%	18,436	21,248	50,199,075	46,112,481	76.4
	Russian Federation	31 Jan 2020	01-Feb-22	11,986,913	125,836	332,012	663	2.8%	8,303	6,423	76,585,311	69,815,128	47.9
	Spain	31 Jan 2020	01-Feb-22	10,039,126	77,873	93,633	408	0.9%	21,325	5,949	40,911,451	38,289,398	81.9
	Sweden	31 Jan 2020	01-Feb-22	2,183,910	113,454	15,926	106	0.7%	21,233	4,237	7,832,031	7,550,199	74.3
	United Kingdom of Great Britain	31 Jan 2020	01-Feb-22	17,428,345	112,452	156,875	1,121	0.9%	26,077	18,511	52,345,158	48,416,498	71.0
	Belgium	05 Feb 2020	01-Feb-22	3,155,239	99,314	29,052	95	0.9%	27,475	9,518	9,142,426	8,869,293	76.3
	Switzerland	25 Feb 2020	01-Feb-22	2,244,090	32,634	12,828	20	0.6%	26,171	13,356	6,069,493	5,919,521	67.9
	Austria	25 Feb 2020	01-Feb-22	1,881,472	25,894	14,127	24	0.8%	21,195	105,415	6,745,543	6,736,234	74.5
	Croatia	25 Feb 2020	01-Feb-22	944,552	7,385	13,893	66	1.5%	23,222	5,739	2,294,113	2,205,136	54.0
	Norway	26 Feb 2020	31-Jan-22	781,049	-	1,440	-	0.2%	14,605	7,021	4,314,425	3,990,234	73.0
	Romania	26 Feb 2020	01-Feb-22	2,256,543	40,018	60,122	97	2.7%	11,658	5,861	8,090,985	7,973,089	41.7
	Estonia	26 Feb 2020	01-Feb-22	344,060	6,516	2,037	4	0.6%	25,936	10,364	854,226	829,113	62.6
	Georgia	26 Feb 2020	01-Feb-22	1,200,124	24,201	15,016	36	1.3%	32,258	12,116	1,500,847	1,221,340	30.7
	North Macedonia	26 Feb 2020	01-Feb-22	270,897	1,996	8,444	35	3.1%	13,002	-	847,017	825,428	39.6
	Greece	26 Feb 2020	01-Feb-22	1,965,719	24,996	23,608	108	1.2%	18,343	37,865	7,755,590	7,298,799	70.4
	Denmark	27 Feb 2020	01-Feb-22	1,710,619	42,851	3,770	15	0.2%	29,399	38,597	4,845,616	4,729,290	81.4
	San Marino	27 Feb 2020	31-Jan-22	12,884	-	109	-	0.8%	38,051		24,525	21,737	63.9
Lithuania	27 Feb 2020	01-Feb-22	688,685	9,172	7,898	26	1.1%	24,712	8,522	1,942,235	1,861,143	69.2	
Netherlands	27 Feb 2020	01-Feb-22	4,432,535	112,278	21,277	5	0.5%	25,573	9,102	13,389,929	12,314,611	71.7	
Azerbaijan	27 Feb 2020	01-Feb-22	663,693	5,223	8,755	21	1.3%	6,621	1,453	5,230,388	4,742,174	46.4	

Belarus	28 Feb 2020	01-Feb-22	744,871	1,918	6,067	15	0.8%	7,868	3,302	5,274,902	4,092,746	43.3
Iceland	28 Feb 2020	01-Feb-22	69,177	1,504	46	-	0.1%	19,146	-	307,594	286,246	77.6
Ireland	28 Feb 2020	01-Feb-22	1,187,216	4,208	6,136	-	0.5%	24,026	4,619	4,020,341	3,884,335	78.0
Monaco	29 Feb 2020	01-Feb-22	8,502	143	46	1	0.5%	21,820		26,672	23,308	59.0
Czech Republic	01 Mar 2020	01-Feb-22	3,043,084	29,630	37,243	34	1.2%	28,521	15,246	6,925,819	6,784,188	63.3
Luxembourg	01 Mar 2020	01-Feb-22	159,438	1,453	953	1	0.6%	25,720	11,275	475,998	429,705	67.7
Armenia	01 Mar 2020	01-Feb-22	370,922	3,127	8,056	3	2.2%	12,541	2,784	999,891	819,841	27.6
Latvia	02 Mar 2020	01-Feb-22	401,792	9,028	4,888	15	1.2%	21,006	15,235	1,337,356	1,287,534	69.0
Portugal	02 Mar 2020	01-Feb-22	2,690,690	50,888	19,968	63	0.7%	26,201	34,116	9,573,488	9,200,472	90.5
Andorra	02 Mar 2020	31-Jan-22	35,958	-	145	-	0.4%	46,613	9,440	57,643	53,046	68.6
Liechtenstein	03 Mar 2020	01-Feb-22	9,030	102	73	-	0.8%	23,751	-	26,623	26,005	68.0
Ukraine	03 Mar 2020	01-Feb-22	4,095,263	30,768	100,395	192	2.5%	9,227	1,859	15,347,951	14,665,692	33.7
Slovenia	04 Mar 2020	01-Feb-22	722,648	11,872	5,876	11	0.8%	34,610	9,991	1,260,945	1,210,314	58.2
Hungary	04 Mar 2020	01-Feb-22	1,562,827	9,422	41,471	66	2.7%	15,996	5,374	6,364,167	6,103,465	63.4
Poland	04 Mar 2020	01-Feb-22	4,925,270	39,116	105,434	240	2.1%	12,971	4,718	22,320,403	21,747,458	57.5
Faroe Islands	04 Mar 2020	01-Feb-22	20,749	1,124	19	1	0.1%	42,625	100,752	41,686	40,848	83.3
Bosnia and Herzegovina	05 Mar 2020	01-Feb-22	349,095	1,628	14,498	51	4.2%	10,575	-	939,775	842,954	25.8
Gibraltar	05 Mar 2020	01-Feb-22	13,085	135	101	-	0.8%	38,827		41,356	40,722	120.9
Slovakia	06 Mar 2020	01-Feb-22	1,022,784	14,643	17,850	20	1.7%	18,753	12,116	2,798,118	2,661,120	48.8
Serbia	06 Mar 2020	01-Feb-22	1,697,012	19,214	13,687	58	0.8%	24,435	6,168	3,333,349	3,244,297	47.2
Vatican City	06 Mar 2020	19-Jan-22	29	-	-	-	0.0%	3,149				
Malta	07 Mar 2020	01-Feb-22	67,966	249	551	1	0.8%	13,521	8,129	463,818	449,861	87.2
Moldova	07 Mar 2020	01-Feb-22	445,046	4,348	10,666	24	2.4%	16,746		989,897	1,011,693	25.1
Bulgaria	08 Mar 2020	31-Jan-22	951,965	-	33,318	-	3.5%	13,647	7,183	1,904,143	1,996,484	29.0
Albania	09 Mar 2020	01-Feb-22	260,106	1,533	3,353	7	1.3%	9,113	1,299	1,210,040	1,111,520	38.7
Cyprus	09 Mar 2020	01-Feb-22	259,784	3,038	734	1	0.3%	21,674	92,948	658,851	626,945	70.0
Channel Islands	09 Mar 2020	01-Feb-22	11,316	55	30	-	0.3%	17,348		54,146	51,351	81.0
Jersey	10 Mar 2020	01-Feb-22	31,151	360	103	2	0.3%	34,303		82,183	78,122	77.3
Kazakhstan	13 Mar 2020	01-Feb-22	1,238,954	5,466	13,260	18	1.1%	6,692	-	9,186,151	8,755,121	46.1
Kosovo	13 Mar 2020	01-Feb-22	205,938	1,593	3,015	3	1.5%	11,478				
Uzbekistan	15 Mar 2020	01-Feb-22	224,023	1,015	1,568	4	0.7%	667		19,257,995	13,133,344	38.7

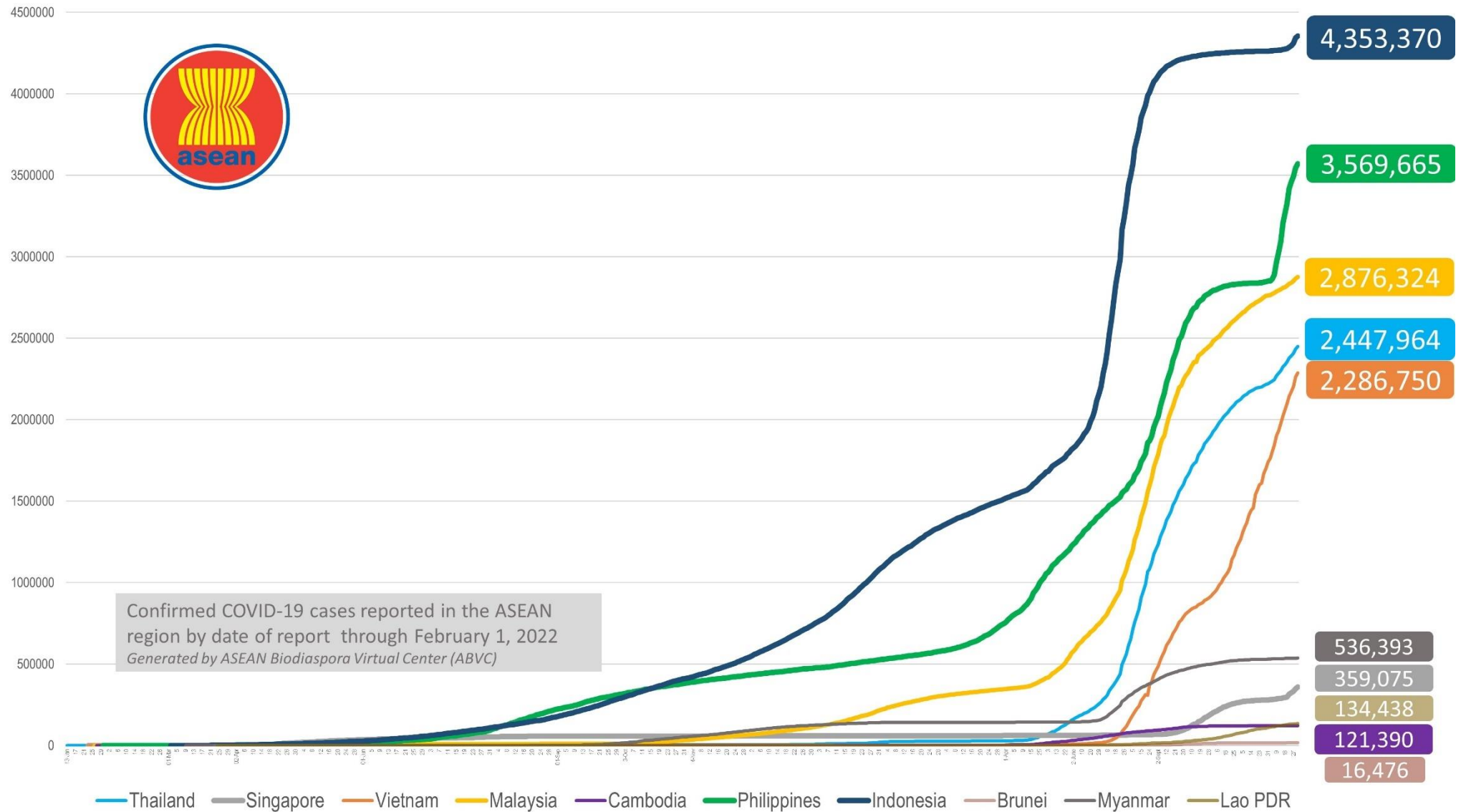
	Greenland	16 Mar 2020	01-Feb-22	10,821	114	6	1	0.1%	19,246		41,183	38,356	67.5
	Montenegro	17 Mar 2020	01-Feb-22	220,597	822	2,568	4	1.2%	35,458		286,972	277,718	44.2
	Kyrgyzstan	18 Mar 2020	01-Feb-22	198,518	202	2,884	4	1.5%	3,075		1,334,980	994,233	15.0
	Isle of Man	19 Mar 2020	31-Jan-22	21,567	-	70	-	0.3%	25,498		69,145	66,103	77.4
	Tajikistan	30 Apr 2020	01-Feb-22	17,318	10	124	-	0.7%	186		4,372,260	3,601,882	36.9
MIDDLE EAST	UAE	29 Jan 2020	01-Feb-22	847,142	2,084	2,248	5	0.3%	8,670	65,824	9,890,376	9,296,954	93.1
	Iran	19 Feb 2020	01-Feb-22	6,408,244	35,070	132,504	50	2.1%	7,729	1,447	60,770,435	54,116,027	63.6
	Israel	21 Feb 2020	01-Feb-22	2,955,407	54,831	8,894	89	0.3%	32,645	45,404	6,691,151	6,093,060	65.6
	Lebanon	21 Feb 2020	01-Feb-22	928,522	7,314	9,621	15	1.0%	13,544	-	2,438,034	2,019,153	29.8
	Kuwait	24 Feb 2020	01-Feb-22	552,153	6,436	2,499	2	0.5%	13,124	9,599	3,366,671	3,256,029	75.2
	Oman	24 Feb 2020	01-Feb-22	341,708	2,828	4,148	2	1.2%	6,869		3,181,438	2,967,168	56.8
	Bahrain	24 Feb 2020	01-Feb-22	382,748	8,173	1,408	-	0.4%	23,322	22,627	1,223,859	1,193,959	68.3
	Iraq	24 Feb 2020	01-Feb-22	2,218,483	7,901	24,405	16	1.1%	5,644	979	9,243,489	6,306,626	15.3
	Qatar	29 Feb 2020	01-Feb-22	340,383	1,236	647	2	0.2%	12,019	-	2,360,308	2,218,292	75.7
	Saudi Arabia	02 Mar 2020	01-Feb-22	691,125	3,861	8,941	1	1.3%	2,017	5,653	25,561,741	23,699,933	67.1
	Jordan	02 Mar 2020	01-Feb-22	1,243,090	17,781	13,235	18	1.1%	12,306	5,945	4,568,137	4,185,382	40.8
	Palestine	05 Mar 2020	01-Feb-22	546,176	11,016	5,116	12	0.9%	11,657		2,079,315	1,530,174	29.3
	Syria	22 Mar 2020	01-Feb-22	51,402	61	2,989	3	5.8%	301		2,277,523	932,422	5.1
	Yemen	10 Apr 2020	01-Feb-22	11,013	52	2,013	1	18.3%	38		588,626	344,582	1.1
AFRICA	Egypt	14 Feb 2020	31-Jan-22	425,911	-	22,635	-	5.3%	424		38,312,663	27,165,187	26.1
	Algeria	25 Feb 2020	01-Feb-22	253,520	1,403	6,593	14	2.6%	589		7,247,787	5,796,432	13.0
	Nigeria	28 Feb 2020	31-Jan-22	253,181	-	3,136	-	1.2%	126	61	14,834,559	5,446,849	2.6
	Tunisia	02 Mar 2020	31-Jan-22	909,813	-	26,288	-	2.9%	7,780	3,133	7,100,854	6,234,262	52.2
	Morocco	02 Mar 2020	01-Feb-22	1,135,796	3,080	15,435	35	1.4%	3,114	870	24,752,462	23,171,492	62.1
	Senegal	02 Mar 2020	01-Feb-22	85,038	39	1,949	3	2.3%	522	136	1,316,775	963,489	5.6
	South Africa	05 Mar 2020	01-Feb-22	3,608,307	3,085	95,288	195	2.6%	6,162	706	19,611,652	16,625,575	27.7
	Cameroon	06 Mar 2020	31-Jan-22	116,718	-	1,880	-	1.6%	451		837,860	663,317	2.4
	Togo	06 Mar 2020	01-Feb-22	36,509	18	268	-	0.7%	452	180	1,415,448	1,075,383	12.7
	Burkina Faso	09 Mar 2020	31-Jan-22	20,624	-	366	-	1.8%	101	21	1,169,097	771,895	3.6
	Democratic Republic of Congo	10 Mar 2020	31-Jan-22	85,379	-	1,278	-	1.5%	98		371,176	209,949	0.2
	Ivory Coast	11 Mar 2020	31-Jan-22	80,718	-	785	-	1.0%	314	156	5,208,637	2,382,472	8.8
	Reunion	11 Mar 2020	25-Jan-22	180,531	-	500	-	0.3%	23,236				
	Ghana	13 Mar 2020	26-Jan-22	156,920	-	1,395	-	0.9%	516	201	6,877,682	3,138,206	9.9
	Guinea	13 Mar 2020	31-Jan-22	36,166	-	419	-	1.2%	283		3,453,176	1,867,426	13.8
	Gabon	13 Mar 2020	31-Jan-22	46,925	-	301	-	0.6%	2,160	1,572	284,889	234,169	10.3
	Sudan	13 Mar 2020	31-Jan-22	57,632	-	3,441	-	6.0%	135		3,194,518	1,436,636	3.2
	Kenya	13 Mar 2020	01-Feb-22	321,552	171	5,587	4	1.7%	612	181	6,519,171	5,447,350	9.9
	Ethiopia	13 Mar 2020	01-Feb-22	465,477	319	7,343	6	1.6%	415	205	9,372,085	1,602,941	1.4

Central African Republic	14 Mar 2020	31-Jan-22	13,919	-	110	-	0.8%	293	45	572,911	549,473	11.2
Seychelles	14 Mar 2020	31-Jan-22	37,190	-	154	-	0.4%	38,095		83,419	78,598	79.5
Rwanda	14 Mar 2020	31-Jan-22	128,891	-	1,440	-	1.1%	1,021	1,352	8,507,727	6,949,580	52.3
Namibia	14 Mar 2020	01-Feb-22	155,942	43	3,969	2	2.5%	6,251	640	418,004	356,763	13.8
Swaziland	14 Mar 2020	01-Feb-22	68,423	56	1,375	-	2.0%	5,960		366,076	330,127	28.2
Mauritania	14 Mar 2020	01-Feb-22	58,298	55	956	3	1.6%	1,288	1,506	1,462,711	975,826	20.4
Mayotte	14 Mar 2020	31-Jan-22	36,361	-	187	-	0.5%	22,863				
Equatorial Guinea	15 Mar 2020	28-Jan-22	15,802	-	182	-	1.2%	1,165	209	251,474	204,181	14.1
Republic of Congo	15 Mar 2020	28-Jan-22	23,705	-	371	-	1.6%	441		622,886	583,609	10.3
Benin	16 Mar 2020	26-Jan-22	26,450	-	163	-	0.6%	224	-	2,039,793	1,625,516	13.1
Liberia	16 Mar 2020	31-Jan-22	7,272	-	290	-	4.0%	147		1,017,128	984,421	19.0
Tanzania	16 Mar 2020	01-Feb-22	33,230	310	789	11	2.4%	57		2,545,391	1,716,894	2.8
Somalia	16 Mar 2020	24-Jan-22	25,388	-	1,335	-	5.3%	164		1,305,856	867,137	5.3
Gambia	17 Mar 2020	29-Jan-22	11,842	-	347	-	2.9%	504	244	317,855	304,688	12.3
Zambia	17 Mar 2020	01-Feb-22	305,557	510	3,920	3	1.3%	1,711	271	806,611	1,660,654	8.8
Mauritius	18 Mar 2020	01-Feb-22	26,315	80	762	-	2.9%	2,079		947,513	909,900	71.5
Djibouti	18 Mar 2020	01-Feb-22	15,472	8	189	-	1.2%	1,589		130,425	90,458	9.0
Niger	19 Mar 2020	31-Jan-22	8,652	-	298	-	3.4%	37		1,442,884	1,025,950	4.1
Chad	19 Mar 2020	31-Jan-22	7,155	-	190	-	2.7%	45	35	254,847	120,105	0.7
Zimbabwe	20 Mar 2020	01-Feb-22	229,666	206	5,338	1	2.3%	1,568	307	4,270,759	3,299,624	21.9
Cape Verde	20 Mar 2020	01-Feb-22	55,721	26	396	-	0.7%	10,132		321,577	268,046	47.7
Madagascar	20 Mar 2020	29-Jan-22	59,319	-	1,274	-	2.1%	220	-	817,386	767,113	2.7
Uganda	21 Mar 2020	30-Jan-22	161,862	-	3,533	-	2.2%	366	138	10,896,664	2,015,028	4.3
Eritrea	21 Mar 2020	31-Jan-22	9,536	-	98	-	1.0%	269				
Angola	21 Mar 2020	31-Jan-22	98,116	-	1,895	-	1.9%	308	159	9,713,546	4,731,866	13.9
Mozambique	22 Mar 2020	01-Feb-22	223,949	122	2,174	1	1.0%	737	514	10,759,191	9,022,900	28.1
Libya	24 Mar 2020	01-Feb-22	433,932	4,266	6,028	11	1.4%	6,403		2,031,276	996,091	14.3
Guinea-Bissau	25 Mar 2020	30-Jan-22	7,586	-	156	-	2.1%	395		396,327	24,133	1.2
Mali	25 Mar 2020	01-Feb-22	30,101	49	715	1	2.4%	153		1,021,729	630,636	3.0
Botswana	30 Mar 2020	31-Jan-22	253,036	-	2,581	-	1.0%	10,984	3,326	1,193,823	1,079,089	45.0
Sierra Leone	31 Mar 2020	31-Jan-22	7,623	-	125	-	1.6%	98		1,147,770	692,512	8.5
Burundi	31 Mar 2020	31-Jan-22	37,432	-	15	-	0.0%	325	462	6,400	6,016	0.1
Malawi	02 Apr 2020	01-Feb-22	84,572	97	2,563	2	3.0%	454	102	1,505,307	798,160	4.1
South Sudan	05 Apr 2020	31-Jan-22	16,794	-	137	-	0.8%	152	123	296,056	247,892	2.2
Sao Tome and Principe	06 Apr 2020	01-Feb-22	5,899	9	70	1	1.2%	2,743		88,983	61,405	27.5
Comoros	30 Apr 2020	30-Jan-22	7,832	-	160	-	2.0%	920		341,102	256,898	28.9
Lesotho	13May 2020	28-Jan-22	32,176	-	693	-	2.2%	1,514		745,528	735,610	34.1

364,561,628 2,673,216 5,388,258 9,745 1.5%

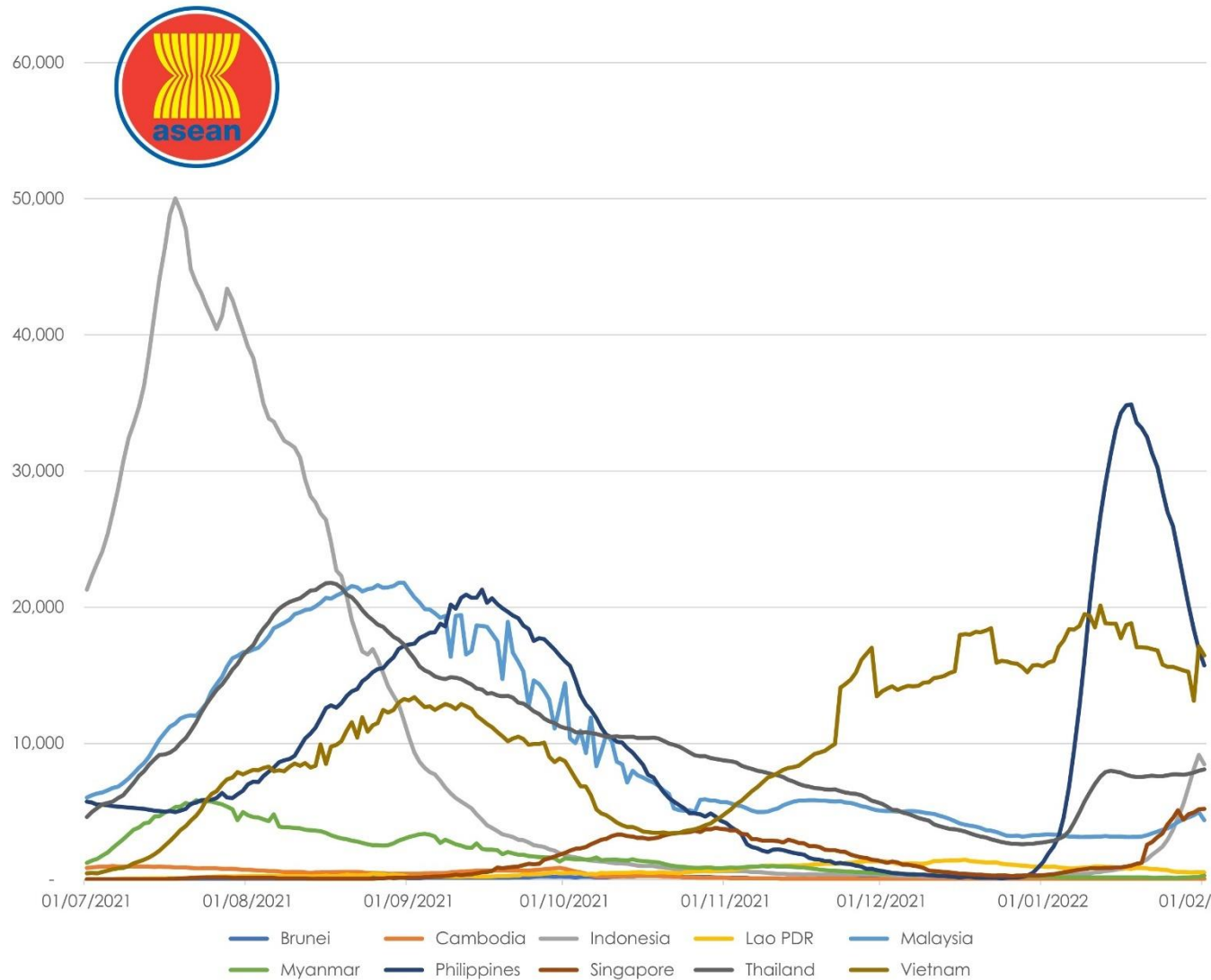
COVID-19 Epi curve among ASEAN Countries

as of 1 February 2022



7-Day Rolling Average of COVID-19 new cases: July 2021 to 2022

as of 1 February 2022

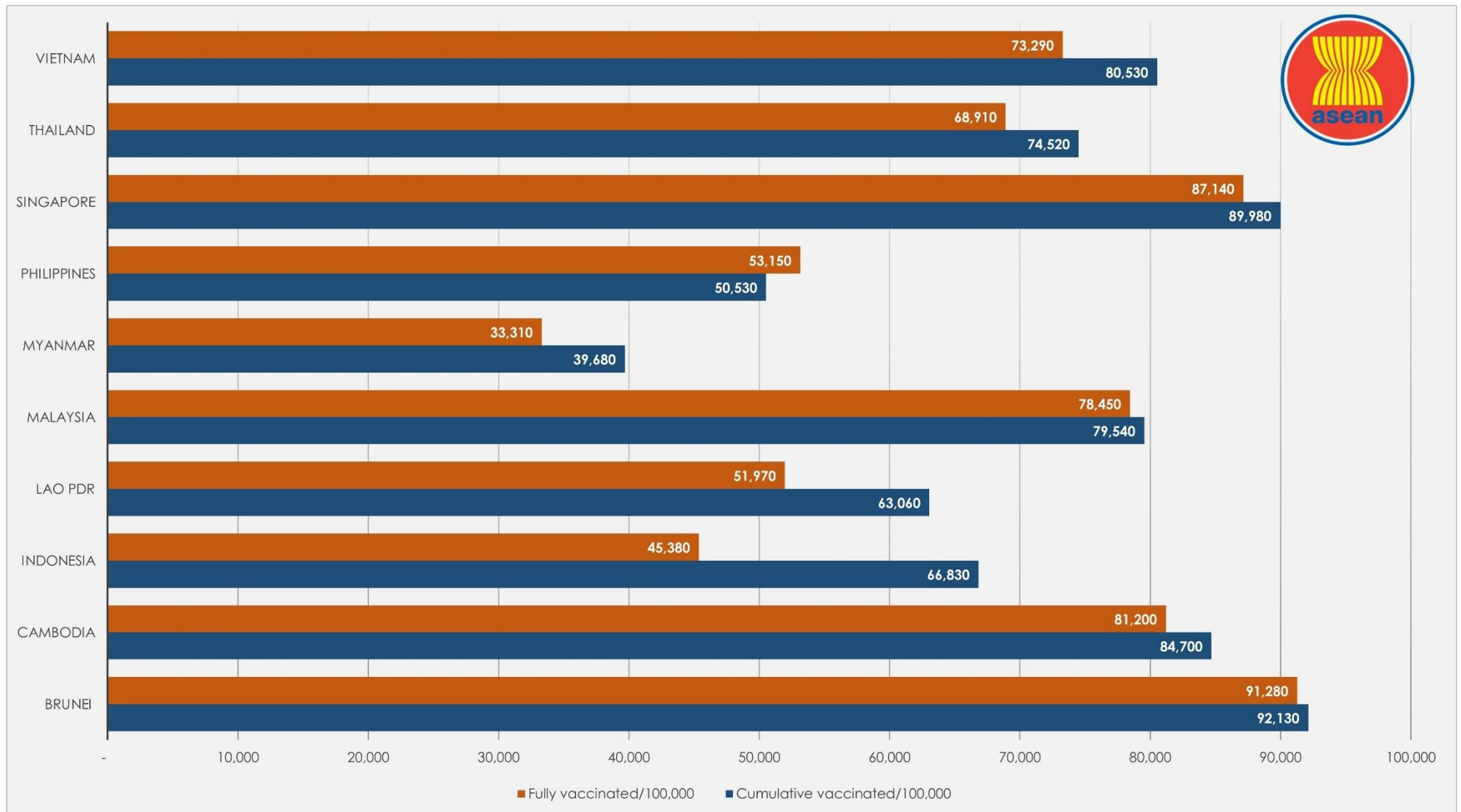


ASEAN Country	New Cases Rate of Change 7-Day Window*	P-value
Brunei	4.44	0
Cambodia	1.62	0.005
Indonesia	935.33	0
Lao PDR	-11.89	0.003
Malaysia	104.59	0.079
Myanmar	21.85	0.01
Philippines	-1747.64	0
Singapore	97.53	0.096
Thailand	66.01	0.004
Vietnam	127.68	0.634

**Beta coefficient of linear line of best fit; equal to the rate of change in the 7-day rolling average of new cases over the past 7 days (as of February 1, 2022)

COVID-19 Vaccination Status


as of 1 February 2022



Note: Philippine data on "Cumulative People Vaccinated" not updated

Outlook Assessment

as of 30 January 2022

 ASEAN MEMBER STATE	REQUIREMENT							
	At least 80% of the high-risk population has been vaccinated with at least one dose of a COVID-19 vaccine.		At least 65% of the total population has a level of immunity to COVID-19; either recovered from COVID-19 or have been vaccinated with at least one dose of a COVID-19 vaccine.		Case levels are generally low (a 7-day rolling average number of daily new cases that is <10 cases per 100,000, with each day's past-14-day test positivity is consistently <5%).		Government Policy on containment and health (strictness and comprehensiveness in COVID-19 related government policies)	
	% of High risk population fully vaccinated	Population vaccinated/day (7-day average)	% of Total population fully vaccinated	Population vaccinated/day (7-day average)	Daily cases/100,000	Test positivity last 14 days	Containment and health index score - Oxford COVID-19 Government Response Tracker (OxCGRT)	Change over the past 30 days
Brunei	≥90.0	Unknown	≥ 90.0	Unknown	10.81	Unknown	60.7/100	-7.2
Cambodia	≥90.0	0%/day	87.3	0.02%/day	0.25	Unknown	55.4/100	0.0
Indonesia	61.3	0.76%/day	48.0	Unknown	3.38	1.8	63.4/100	0.0
Lao PDR	≥90.0	0%/day	56.8	Unknown	7.09	18.9	62.9/100	0.0
Malaysia	≥90.0	0%/day	78.9	0.01%/day	15.47	3.4	64.9/100	+9.2
Myanmar	≥ 90.0	unknown-	34.5	Unknown	0.36	1.2	78.9/100	0.0
Philippines	≥90.0	0%/day	56.3	0.43%/day	15.61	43.6	78.3/100	0.0
Singapore	≥90.0	0%/day	84.3	0.08%/day	90.26	unknown	74.4/100	+10.1
Thailand	≥90.0	0%/day	69.9	0.07%/day	11.47	10.7	56.5/100	+1.1
Vietnam	81.7	unknown	77.6	unknown	17.76	31.7	74.4/100	0.0



Report generated by
ASEAN Biodiaspora Virtual Center (ABVC)
 in collaboration with **Bluedot Inc.**
 Email: support@biodiaspora.org

