

# COVID-19 Situational Report in the ASEAN Region

ASEAN Biodiaspora Virtual Center (ABVC)

as of July 19, 2021



# COVID-19: Highlights and Situation Overview

## Global Update

- Worldwide, there have been over 191 million cases and over 4 million deaths attributed to COVID-19.
- According to the World Health Organization (WHO), between July 5-11, all regions reported an increase in new cases except for the Americas. In addition, the African region reported a sharp increase in mortality (50%) when compared to the previous week. Based on the BlueDot COVID-19 Data Suite, as of July 15, the top five countries with the highest seven-day rolling average number of daily new cases are Indonesia, India, United Kingdom, Brazil, and the United States. The top five countries with the highest seven-day rolling average number of daily new cases per million population are the British Virgin Islands, Jersey, Fiji, Cyprus, and Tunisia.
- As of July 15, Asia is the continent with the largest proportion of countries (50%, or 24 out of 48 countries) reporting either a high incidence rate (>350 per 100,000) or a low to moderate incidence rate (<= 350), and a significantly increasing rate of daily new cases over the past seven days. The continent of Africa has the largest proportion of countries (54%, or 30 out of 56) reporting a low incidence rate (<= 140) and a stable to significantly decreasing rate of new cases; however, Africa had the largest proportion of deaths worldwide over the last seven days. In Europe, 39% (20 out of 51) of the countries are reporting a low to moderate incidence rate (<= 350) and a significantly increasing rate of daily new cases. In North and Central America, Cuba and the British Virgin Islands are the only countries/territories reporting a high incidence rate (> 350), and a stable to significantly increasing rate of daily new cases, while 44% (18 out of 41) are reporting a low incidence rate (<= 140) and a stable to significantly decreasing rate. Lastly, in South America, Guyana is the only country reporting a high incidence rate (> 350) and a stable to significantly increasing rate of new cases, while 57% (eight out of 14) of countries have a moderate to a high incidence rate (> 140) and significantly decreasing rate of daily new cases.

## Regional Update

- Vietnam put its entire southern region in a two-week lockdown starting midnight on Sunday (July 18), as confirmed COVID-19 cases exceeded 3,000 for three consecutive days. The lockdown order includes the Mekong Delta and Ho Chi Minh City metropolis. The government order bans all gatherings of more than two people in public places except for government offices, hospitals and a handful of essential businesses. People are requested to only leave home to buy necessities such as food, medicine, or for essential matters. Deputy Prime Minister Vu Duc Dam, head of the country's committee for COVID-19 pandemic prevention, said the lockdown order must be applied strictly since the latest wave has spread to 57 out of the 63 municipalities and provinces in the country and that the vaccine supply is still limited.
- Laos announced today (July 19) that the lockdown measures or the Prime Ministerial Order 15/PM will be extended until August 3. Under the extended lockdown measures, contact tracing and coordination between local authorities and health officials, as well as testing and vaccinations will continue. Pubs and bars, karaoke bars, entertainment venues, cinemas, snooker halls, and internet cafes are to remain closed. Contact sports such as football and martial arts remain prohibited in any province with an outbreak. All factories and handicraft operations in red zones are to close, except for those wherein employees have received two doses of COVID-19 vaccine, and have dormitories on site, or those producing essential materials. Gatherings or parties of any kind may not be held at any location

and COVID-19 prevention measures such as temperature checks, social distancing of at least one meter, wearing facemasks, and using hand gel will remain in place.

- Thailand government announced on Sunday (July 18) the expansion of COVID-19 restrictions that include travel curbs, mall closures and a night-time curfew to three more provinces after the country reported a third consecutive day of record-high numbers of COVID-19. The country reported 11,397 infections and 101 deaths on Sunday, bringing the total number of cases to 403,386 and 3,341 fatalities. Shopping malls will be closed and a 9PM-4AM curfew will be imposed from Tuesday (July 20) onwards in Chonburi, Ayutthaya and Chachoengsao provinces. Bangkok and nine other provinces have already been under these restrictions since Monday last week.

### **Vaccine Update**

- As of July 15, a total of 10 countries accounted for 75% of all vaccinations administered globally. The top five countries/territories with the highest number of cumulative people vaccinated with at least one dose per 100,000 population are Gibraltar (116,630), Malta (85,470), Palau (80,770), Iceland (78,230), and the United Arab Emirates (76,200).
- According to the Vietnam's Ministry of Health, the country has received only about 6 million of the 124 million doses of vaccine it had secured through the UN-backed COVAX facility and in direct orders with vaccine manufactures. More than 4 million people have received at least one dose. Vietnam aims to inoculate at least 70% of the population by the end of the year.
- Malaysia's Special Committee on Ensuring Access to Covid-19 Vaccine Supply (JKJAV), a total of 344,961 doses of COVID-19 vaccines were administered on Sunday (July 18). JKJAV said that 244,761 individuals had received their first doses while another 100,200 people completed their second dose bringing the total number of COVID-19 vaccine doses administered in the country to 14,347,285. JKJAV also said that as at 11.59PM of July 18 (Sunday), 9,815,735 people (or 41.9% of the adult population) have received at least one dose of a COVID-19 vaccine while the number of people who have completed both doses of the COVID-19 vaccines stands at 4,531,550 (or 19.4% of the adult population).

### **Travel Advisories** (new update/s)

- Laos: Foreign citizens who travel to the Lao PDR and intend to travel to another province must submit a travel itinerary, evidence of 14-day quarantine, and authorization from the National Taskforce for COVID-19 Prevention and Control to relevant officials without having to undertake quarantine at the destination province. Foreigners who reside in Laos or have been in Laos for some time will be allowed to travel under the same conditions as Lao citizens. Passengers entering or exiting Vientiane Capital or a province with community spread must ensure they have received two doses of Covid-19 vaccine and will not be required to request travel authorization from their destination province, and will not be required to quarantine. However, airline or transportation employees and passengers must ensure to check their temperatures, wear a facemask, wash hands regularly or use alcohol. Entry into red zones will remain prohibited, except for persons authorized by the Taskforce or local authorities.
- Vietnam: Transport to 37 pandemic affected provinces and cities has been suspended until further notice. The impacted provinces include: Can Tho, Binh Phuoc, Tay Ninh, Ba Ria – Vung Tau, Tien Giang, Long An, Vinh Long, Dong Thap, Ben Tre, Hau Giang, An Giang, Bac Lieu, Soc Trang, Tra Vinh, Ca Mau, and Kien Giang.

### Cases and Deaths as of 18 July 2021

- As of 18 July 2021 (2PM, GMT+8), worldwide, there were **191,116,484** confirmed cases, including **4,102,055** deaths. Globally, Case Fatality Rate (CFR) is **2.1**.
- In **China**, there were **119,615** confirmed cases with **5,612** deaths, including deaths in Hong Kong (212) and Taiwan (764). Confirmed cases in China include confirmed cases in Hong Kong (11,957), Macau (55), and Taiwan (15,390).
- 6,036,377 confirmed cases** of COVID-19 have been reported in the ASEAN region with a total of **115,306 deaths**, with a CFR of **1.9**.

REGION	COUNTRY	FIRST CONFIRMED CASE(S)	LATEST REPORT ON CONFIRMED CASE(S)	TOTAL CONFIRMED CASES	NEW CASES (7-DAY ROLLING AVERAGE)	TOTAL DEATHS	NEW DEATHS (7-DAY ROLLING AVERAGE)	CASE FATALITY RATE	CUMULATIVE CASES/ 100,000	NUMBER OF TESTS LAST 14 DAYS/ 100,000	CUMULATIVE VACCINATED	CUMULATIVE FULLY VACCINATED	FULLY VACCINATED / 100,000
ASEAN REGION	Brunei	10-Mar-20	17-Jul-21	283	1 (2)	3	-	1.1%	65		102,586	18,655	4,260
	Cambodia	27-Jan-20	17-Jul-21	66,336	836 (908)	1,076	24 (28)	1.6%	402	1,219	5,417,348	4,036,510	24,140
	Indonesia	02-Mar-20	17-Jul-21	2,832,755	51,952 (48,821)	72,489	1,092 (1,005)	2.6%	1,047	610	40,912,440	16,098,999	5,890
	Lao PDR	24-Mar-20	17-Jul-21	3,295	108 (95)	4	-	0.1%	46	57	1,038,254	670,727	9,220
	Malaysia	25-Jan-20	17-Jul-21	905,851	12,528 (11,237)	6,866	138 (114)	0.8%	2,835	3,698	9,317,144	4,304,740	13,300
	Myanmar	23-Mar-20	17-Jul-21	224,236	5,497 (5,069)	4,769	233 (145)	2.1%	415	242	1,840,758	1,527,284	2,810
	Philippines	30-Jan-20	17-Jul-21	1,502,359	6,031 (5,034)	26,598	122 (112)	1.8%	1,390	460	10,177,126	4,288,660	3,910
	Singapore	23-Jan-20	17-Jul-21	62,981	68 (42)	36	-	0.1%	1,104	20,046	4,096,705	2,545,838	43,520
	Thailand	13-Jan-20	17-Jul-21	391,989	10,082 (9,308)	3,240	141 (88)	0.8%	563	647	10,424,355	3,398,430	4,870
Vietnam	23-Jan-20	17-Jul-21	46,292	4,004 (2,812)	225	18 (16)	0.5%	48	788	3,935,719	298,177	310	
				<b>6,036,377</b>	<b>91,107</b>	<b>115,306</b>	<b>1,768</b>	<b>1.9%</b>					

- 184,960,492 confirmed cases** of COVID-19 have been reported in **222 countries/states** (other than China, Hong Kong, Taiwan, Macau, and ASEAN countries):

REGION	COUNTRY	FIRST CONFIRMED CASE(S)	LATEST REPORT ON CONFIRMED CASE(S)	TOTAL CONFIRMED CASES	NEW CASES	TOTAL DEATHS	NEW DEATHS	CASE FATALITY RATE	CUMULATIVE CASES/ 100,000	NUMBER OF TESTS LAST 14 DAYS/ 100,000	CUMULATIVE IMMUNIZED	CUMULATIVE FULLY VACCINATED	FULLY VACCINATED/ 100,000
ASIA PACIFIC	Japan	16 Jan 2020	17-Jul-21	838,915	3,886	14,990	14	1.8%	664	553	40,949,434	25,765,094	20,370
	South Korea	20 Jan 2020	17-Jul-21	176,500	1,454	2,055	4	1.2%	341	684	15,960,609	6,326,705	12,340
	Nepal	24 Jan 2020	17-Jul-21	665,886	1,310	9,527	21	1.4%	2,328	290	2,765,709	1,120,282	3,840
	Australia	25 Jan 2020	17-Jul-21	31,771	139	913	1	2.9%	124	6,036	7,136,864	2,669,945	10,470
	Sri Lanka	27 Jan 2020	17-Jul-21	283,512	1,452	3,733	31	1.3%	1,300	697	5,175,605	1,628,876	7,610
	India	30 Jan 2020	17-Jul-21	31,105,270	41,283	413,640	517	1.3%	2,276	1,728	318,665,226	81,030,653	5,870
	Afghanistan	24 Feb 2020	16-Jul-21	140,224	-	6,098	-	4.3%	369		770,229	219,159	560
	Pakistan	26 Feb 2020	17-Jul-21	986,668	2,949	22,760	40	2.3%	456	278	9,308,890	4,447,061	2,010

	<b>New Zealand</b>	28 Feb 2020	16-Jul-21	2,803	-	26	-	0.9%	57	1,676	839,554	564,789	11,710
	<b>Bhutan</b>	05 Mar 2020	17-Jul-21	2,411	31	2	-	0.1%	316	-	485,497	1,563	200
	<b>Maldives</b>	07 Mar 2020	16-Jul-21	75,736	-	216	-	0.3%	14,264	12,932	320,457	255,280	47,230
	<b>Bangladesh</b>	08 Mar 2020	17-Jul-21	1,092,411	8,489	17,669	204	1.6%	670	258	5,823,265	4,284,959	2,600
	<b>Mongolia</b>	10 Mar 2020	17-Jul-21	145,787	1,295	726	10	0.5%	4,520	2,455	2,104,832	1,808,164	55,160
	<b>Turkey</b>	10 Mar 2020	17-Jul-21	5,522,039	7,666	50,488	38	0.9%	6,619	-	38,808,936	20,139,223	23,880
	<b>French Polynesia</b>	12 Mar 2020	16-Jul-21	19,085	-	144	-	0.8%	6,833		75,504	66,019	23,500
	<b>Guam</b>	15 Mar 2020	16-Jul-21	8,477	-	142	-	1.7%	5,067		105,517	94,898	57,250
	<b>New Caledonia</b>	17 Mar 2020	19-Jun-21	129	-	-	-	0.0%	45		60,764	54,454	19,070
	<b>Fiji</b>	18 Mar 2020	17-Jul-21	16,471	1,180	85	5	0.5%	1,851	3,838	353,355	66,643	7,430
	<b>Papua New Guinea</b>	21 Mar 2020	09-Jul-21	17,340	-	179	-	1.0%	198	-	50,460	710	10
	<b>Timor Leste</b>	21 Mar 2020	17-Jul-21	10,100	51	26	-	0.3%	781		237,927	43,356	3,290
	<b>Northern Mariana Islands</b>	28 Mar 2020	28-May-21	183	-	2	-	1.1%	320		30,728	28,105	49,410
	<b>North Korea</b>	24 Jul 2020	25-Jul-20	1	-	-	-	0.0%	0				
	<b>Solomon Islands</b>	03 Oct 2020	16-Apr-21	20	-	-	-	0.0%	3		19,641	5,987	870
	<b>Wallis et Futuna</b>	17 Oct 2020	06-May-21	445	-	7	-	1.6%	2,777		4,610	4,502	40,030
	<b>Marshall Islands</b>	26 Oct 2020	17-Nov-20	4	-	-	-	0.0%	7		19,077	16,788	28,740
	<b>Vanuatu</b>	11 Nov 2020	21-Apr-21	4	-	1	-	25.0%	1		14,026		
	<b>Samoa</b>	18 Nov 2020	12-Feb-21	3	-	-	-	0.0%	2		52,907	9,254	4,660
	<b>Micronesia</b>	11 Jan 2021	11-Jan-21	1	-	-	-	0.0%	1		32,211	27,873	26,890
	<b>Palau</b>	31 May 2021	14-Jun-21	2	-	-	-	0.0%	11		14,464	13,286	74,190
<b>AMERICAS</b>	<b>USA</b>	21 Jan 2020	17-Jul-21	34,952,809	22,953	624,711	105	1.8%	10,649	1,155	185,424,899	160,686,378	48,050
	<b>Canada</b>	25 Jan 2020	17-Jul-21	1,422,918	285	26,492	3	1.9%	3,744	1,939	26,439,790	18,286,671	48,450
	<b>Brazil</b>	26 Feb 2020	16-Jul-21	19,313,112	-	540,683	-	2.8%	9,120	-	92,180,046	33,467,639	15,750
	<b>Mexico</b>	28 Feb 2020	16-Jul-21	2,642,068	-	236,015	-	8.9%	2,071	178	37,307,725	21,396,576	16,600
	<b>Saint Martin</b>	01 Mar 2020	16-Jul-21	2,433	-	38	-	1.6%	6,402				

<b>Ecuador</b>	01 Mar 2020	17-Jul-21	475,215	1,568	21,933	34	4.6%	2,735	186	5,447,856	1,833,845	10,390
<b>Dominican Republic</b>	01 Mar 2020	17-Jul-21	337,147	454	3,915	5	1.2%	3,139	348	5,316,275	3,657,968	33,720
<b>Chile</b>	03 Mar 2020	17-Jul-21	1,598,481	1,932	34,403	94	2.2%	8,434	3,245	13,291,457	11,438,183	59,830
<b>Argentina</b>	03 Mar 2020	16-Jul-21	4,737,213	-	101,158	-	2.1%	10,541	494	21,317,004	5,194,668	11,490
<b>Peru</b>	05 Mar 2020	16-Jul-21	2,090,175	-	194,935	-	9.3%	6,429	-	6,313,952	3,782,220	11,470
<b>Costa Rica</b>	06 Mar 2020	16-Jul-21	389,798	-	4,874	-	1.3%	7,723	1,384	1,783,949	822,842	16,150
<b>Colombia</b>	06 Mar 2020	16-Jul-21	4,601,335	-	115,333	-	2.5%	9,141	2,109	14,563,313	9,876,044	19,410
<b>French Guiana</b>	06 Mar 2020	16-Jul-21	28,803	-	163	-	0.6%	14,733				
<b>Martinique</b>	06 Mar 2020	13-Jul-21	13,371	-	99	-	0.7%	3,089				
<b>Paraguay</b>	07 Mar 2020	16-Jul-21	443,378	-	14,178	-	3.2%	6,294	836	688,526	138,116	1,940
<b>Panama</b>	10 Mar 2020	16-Jul-21	420,916	-	6,688	-	1.6%	9,912	3,030	1,162,951	647,068	15,000
<b>Bolivia</b>	10 Mar 2020	16-Jul-21	460,818	-	17,406	-	3.8%	4,003	847	2,321,231	796,290	6,820
<b>Honduras</b>	11 Mar 2020	15-Jul-21	277,974	-	7,391	-	2.7%	2,852		1,093,093	79,737	810
<b>Cuba</b>	11 Mar 2020	17-Jul-21	275,608	6,062	1,843	52	0.7%	2,432	343	3,220,481	2,014,001	17,780
<b>Guyana</b>	11 Mar 2020	17-Jul-21	21,471	120	509	2	2.4%	2,743		240,392	123,050	15,640
<b>Jamaica</b>	12 Mar 2020	17-Jul-21	51,046	63	1,153	13	2.3%	1,731	611	177,939	118,304	4,000
<b>St Vincent and the Grenadines</b>	12 Mar 2020	15-Jul-21	2,258	-	12	-	0.5%	2,042		18,417		
<b>Saint Lucia</b>	13 Mar 2020	16-Jul-21	5,462	-	87	-	1.6%	2,988		31,581	23,113	12,590
<b>Trinidad and Tobago</b>	13 Mar 2020	17-Jul-21	35,914	235	990	8	2.8%	2,575	935	234,431	151,831	10,850
<b>Venezuela</b>	13 Mar 2020	16-Jul-21	290,524	-	3,350	-	1.2%	1,019		2,900,000	1,100,000	3,870
<b>Guatemala</b>	13 Mar 2020	16-Jul-21	330,651	-	9,871	-	3.0%	1,991	535	960,345	241,819	1,350
<b>Uruguay</b>	13 Mar 2020	16-Jul-21	378,480	-	5,871	-	1.6%	10,933	3,008	2,462,027	2,043,654	58,830
<b>Curacao</b>	13 Mar 2020	16-Jul-21	12,605	-	126	-	1.0%	8,001		90,607	80,679	49,160
<b>Puerto Rico</b>	13 Mar 2020	17-Jul-21	278,147	344	2,560	-	0.9%	8,709		2,147,825	1,863,456	58,350
<b>Suriname</b>	13 Mar 2020	16-Jul-21	24,055	-	607	-	2.5%	4,138		178,317	46,811	7,980
<b>Antigua and Barbuda</b>	13 Mar 2020	16-Jul-21	1,268	-	42	-	3.3%	1,306		37,092	28,665	29,270
<b>Guadeloupe</b>	13 Mar 2020	13-Jul-21	17,373	-	236	-	1.4%	3,922				
<b>Cayman Islands</b>	13 Mar 2020	17-Jul-21	622	2	2	-	0.3%	958		49,081	46,215	70,320
<b>Aruba</b>	14 Mar 2020	15-Jul-21	11,199	-	108	-	1.0%	10,534		71,035	62,715	58,740

<b>Bahamas</b>	15 Mar 2020	16-Jul-21	13,404	-	273	-	2.0%	3,441		60,303	37,689	9,580	
<b>US Virgin Islands</b>	16 Mar 2020	16-Jul-21	4,160	-	32	-	0.8%	3,901		42,554	36,365	34,740	
<b>Sint Maarten</b>	17 Mar 2020	15-Jul-21	2,659	-	34	-	1.3%	6,528		22,630	18,963	44,220	
<b>Montserrat</b>	17 Mar 2020	14-Jul-21	21	-	1	-	4.8%	225		1,435	1,260	25,210	
<b>Barbados</b>	17 Mar 2020	16-Jul-21	4,241	-	48	-	1.1%	1,478		96,990	72,894	25,370	
<b>El Salvador</b>	18 Mar 2020	16-Jul-21	82,852	-	2,477	-	3.0%	1,284	-	2,239,434	1,323,958	20,410	
<b>Nicaragua</b>	18 Mar 2020	13-Jul-21	8,767	-	193	-	2.2%	134		167,500			
<b>Bermuda</b>	18 Mar 2020	16-Jul-21	2,530	-	33	-	1.3%	3,958		41,505	40,545	65,110	
<b>Haiti</b>	19 Mar 2020	16-Jul-21	19,512	-	501	-	2.6%	173					
<b>Dominica</b>	22 Mar 2020	16-Jul-21	206	-	-	-	0.0%	287		20,496	19,759	27,450	
<b>Grenada</b>	22 Mar 2020	12-May-21	161	-	1	-	0.6%	144		20,292	14,780	13,140	
<b>Belize</b>	23 Mar 2020	16-Jul-21	13,683	-	332	-	2.4%	3,505	4,210	111,501	41,356	10,400	
<b>Turks and Caicos Islands</b>	23 Mar 2020	16-Jul-21	2,446	-	18	-	0.7%	6,405		23,846	21,496	55,520	
<b>Saint Kitts and Nevis</b>	24 Mar 2020	16-Jul-21	548	-	3	-	0.5%	1,037		23,232	19,200	36,100	
<b>British Virgin Islands</b>	25 Mar 2020	17-Jul-21	2,024	31	12	4	0.6%	6,740		13,439	9,398	31,080	
<b>Anguilla</b>	26 Mar 2020	16-Jul-21	112	-	-	-	0.0%	845		9,321	7,630	50,860	
<b>Caribbean Netherlands</b>	01 Apr 2020	16-Jul-21	1,664	-	17	-	1.0%	9,238		5,726	1,665	6,350	
<b>Falkland Islands</b>	03 Apr 2020	22-Apr-21	63	-	-	-	0.0%	2,388		2,632	1,775	50,960	
<b>Saint Pierre and Miquelon</b>	05 Apr 2020	07-Jun-21	26	-	-	-	0.0%	371					
<b>Saint Barthelemy</b>	25 Jul 2020	20-May-21	1,005	-	1	-	0.1%	11,893					
<b>EUROPE</b>	<b>France</b>	24 Jan 2020	17-Jul-21	5,855,198	10,949	111,467	16	1.9%	8,731		36,766,279	27,070,389	40,070
	<b>Germany</b>	27 Jan 2020	17-Jul-21	3,763,529	-	91,894	16	2.4%	4,527	1,552	49,632,810	38,194,316	45,590
	<b>Finland</b>	29 Jan 2020	17-Jul-21	99,976	384	978	-	1.0%	1,811	2,260	3,538,216	1,471,360	26,560
	<b>Italy</b>	30 Jan 2020	17-Jul-21	4,284,332	3,118	127,864	13	3.0%	7,105	3,280	36,349,959	25,509,471	42,190
	<b>Russian Federation</b>	31 Jan 2020	17-Jul-21	5,933,115	25,116	147,655	787	2.5%	4,110	4,205	31,765,940	20,563,349	14,090
	<b>Spain</b>	31 Jan 2020	16-Jul-21	4,100,582	-	81,096	-	2.0%	8,710	2,036	29,033,376	23,372,796	49,990
	<b>Sweden</b>	31 Jan 2020	16-Jul-21	1,094,287	-	14,645	-	1.3%	10,639		5,892,242	3,755,292	37,180

<b>United Kingdom of Great Britain</b>	31 Jan 2020	17-Jul-21	5,386,340	53,969	128,683	41	2.4%	8,059	18,749	46,159,145	35,543,321	52,360
<b>Belgium</b>	05 Feb 2020	17-Jul-21	1,103,413	1,344	25,209	1	2.3%	9,608	5,777	7,706,816	5,292,222	45,660
<b>Switzerland</b>	25 Feb 2020	16-Jul-21	707,976	-	10,902	-	1.5%	8,256	2,542	4,543,839	3,589,640	41,480
<b>Austria</b>	25 Feb 2020	17-Jul-21	653,412	411	10,728	-	1.6%	7,361	44,989	5,098,929	3,926,213	43,590
<b>Croatia</b>	25 Feb 2020	17-Jul-21	361,488	139	8,236	2	2.3%	8,887	1,093	1,569,371	1,301,495	31,700
<b>Norway</b>	26 Feb 2020	16-Jul-21	134,092	-	796	-	0.6%	2,507	2,379	3,192,871	1,663,798	30,690
<b>Romania</b>	26 Feb 2020	17-Jul-21	1,081,588	49	34,252	2	3.2%	5,588	650	4,848,514	4,706,326	24,460
<b>Estonia</b>	26 Feb 2020	17-Jul-21	131,807	64	1,271	-	1.0%	9,936	3,160	595,071	459,340	34,630
<b>Georgia</b>	26 Feb 2020	17-Jul-21	386,195	1,808	5,538	22	1.4%	10,381	-	175,504	113,895	2,860
<b>North Macedonia</b>	26 Feb 2020	17-Jul-21	155,901	19	5,487	-	3.5%	7,483	1,682	446,008	267,106	12,820
<b>Greece</b>	26 Feb 2020	17-Jul-21	455,754	2,554	12,816	7	2.8%	4,253	5,922	5,398,299	4,534,255	43,500
<b>Denmark</b>	27 Feb 2020	17-Jul-21	305,459	1,030	2,542	1	0.8%	5,250	16,134	3,848,267	2,551,209	44,050
<b>San Marino</b>	27 Feb 2020	14-Jul-21	5,094	-	90	-	1.8%	15,044		22,801	22,801	67,180
<b>Lithuania</b>	27 Feb 2020	17-Jul-21	279,662	90	4,404	-	1.6%	10,035	2,421	1,295,800	1,163,824	42,750
<b>Netherlands</b>	27 Feb 2020	17-Jul-21	1,788,435	11,036	17,775	-	1.0%	10,318	1,955	11,598,738	7,419,262	43,300
<b>Azerbaijan</b>	27 Feb 2020	17-Jul-21	338,183	213	4,991	1	1.5%	3,374	1,074	2,548,890	1,734,611	17,110
<b>Belarus</b>	28 Feb 2020	17-Jul-21	433,409	1,021	3,316	10	0.8%	4,578	2,367	701,183	372,099	3,940
<b>Iceland</b>	28 Feb 2020	15-Jul-21	6,718	-	30	-	0.4%	1,859	-	267,154	252,152	73,890
<b>Ireland</b>	28 Feb 2020	17-Jul-21	283,331	1,377	5,018	-	1.8%	5,734	-	2,900,560	2,192,228	44,400
<b>Monaco</b>	29 Feb 2020	17-Jul-21	2,680	18	33	-	1.2%	6,878		21,144	18,646	47,510
<b>Czech Republic</b>	01 Mar 2020	17-Jul-21	1,670,823	240	30,336	1	1.8%	15,659		5,372,016	4,177,072	39,010
<b>Luxembourg</b>	01 Mar 2020	16-Jul-21	72,759	-	820	-	1.1%	11,737	10,622	381,519	259,085	41,390
<b>Armenia</b>	01 Mar 2020	17-Jul-21	227,298	187	4,559	1	2.0%	7,685	1,872	190,815	69,998	2,360
<b>Latvia</b>	02 Mar 2020	17-Jul-21	138,126	39	2,543	1	1.8%	7,221	4,689	720,839	635,884	33,710
<b>Portugal</b>	02 Mar 2020	17-Jul-21	927,424	3,677	17,199	5	1.9%	9,031	6,306	6,426,791	4,594,501	45,060
<b>Andorra</b>	02 Mar 2020	16-Jul-21	14,273	-	127	-	0.9%	18,502	3,623	41,716	26,613	34,440
<b>Liechtenstein</b>	03 Mar 2020	15-Jul-21	3,061	-	59	-	1.9%	8,051	3,919	20,048	16,196	42,470
<b>Ukraine</b>	03 Mar 2020	17-Jul-21	2,244,196	591	52,718	16	2.3%	5,056	494	2,604,860	1,406,180	3,220
<b>Slovenia</b>	04 Mar 2020	17-Jul-21	258,169	61	4,425	-	1.7%	12,365	853	871,536	766,161	36,850
<b>Hungary</b>	04 Mar 2020	16-Jul-21	808,725	-	30,015	-	3.7%	8,278	945	5,559,178	5,268,814	54,540



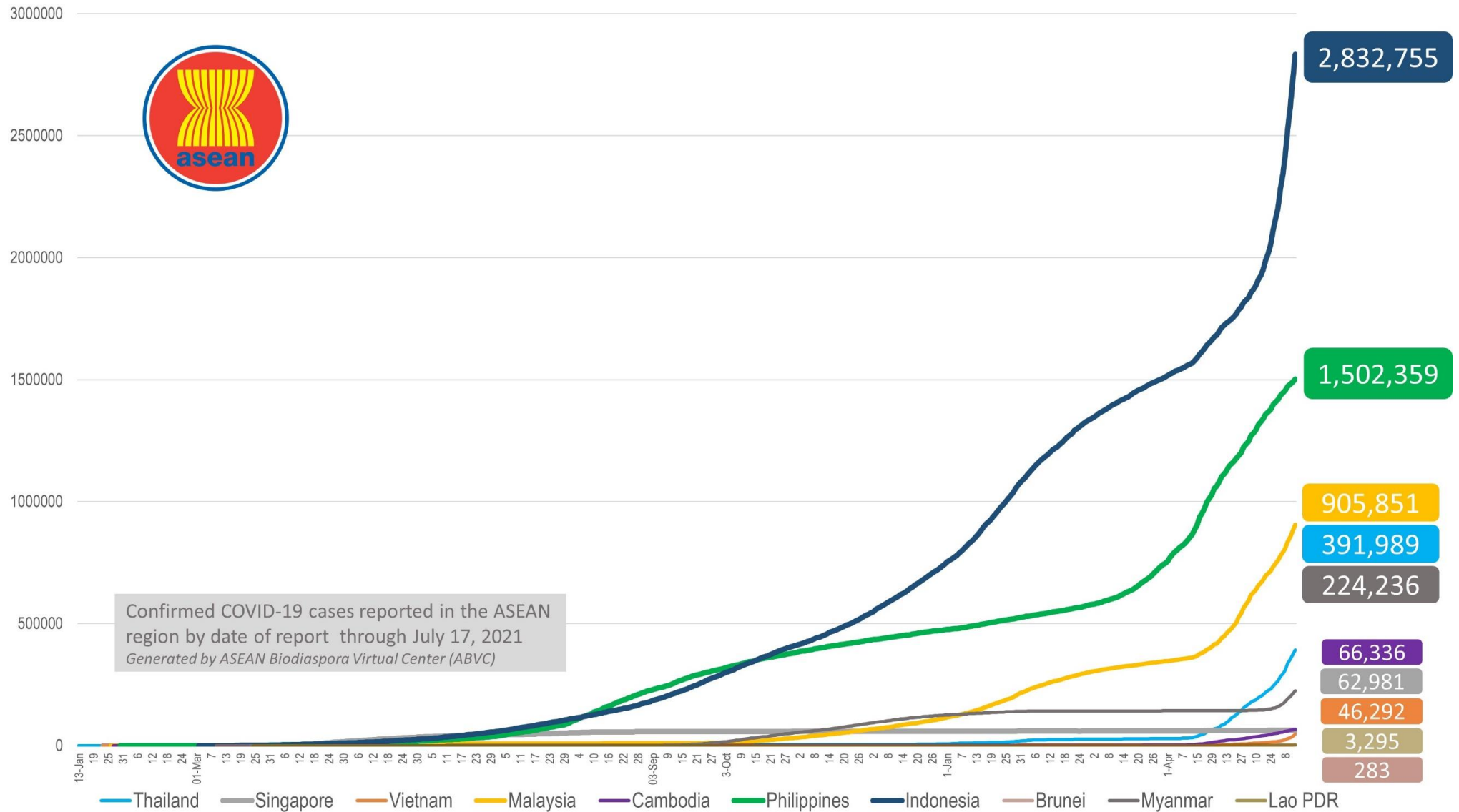
	<b>Poland</b>	04 Mar 2020	17-Jul-21	2,881,355	114	75,212	7	2.6%	7,588	1,213	17,635,269	15,907,199	42,030
	<b>Faroe Islands</b>	04 Mar 2020	17-Jul-21	921	7	1	-	0.1%	1,892		33,373	25,470	52,120
	<b>Bosnia and Herzegovina</b>	05 Mar 2020	16-Jul-21	205,285	-	9,666	-	4.7%	6,219	526	306,429	163,789	4,990
	<b>Gibraltar</b>	05 Mar 2020	17-Jul-21	4,586	31	94	-	2.0%	13,608		39,305	38,976	115,690
	<b>Slovakia</b>	06 Mar 2020	17-Jul-21	392,071	37	12,524	-	3.2%	7,189	2,667	2,189,972	1,840,558	33,710
	<b>Serbia</b>	06 Mar 2020	17-Jul-21	718,465	166	7,080	2	1.0%	10,345	1,365	2,767,797	2,641,477	38,820
	<b>Vatican City</b>	06 Mar 2020	17-Oct-20	27	-	-	-	0.0%	2,932				
	<b>Malta</b>	07 Mar 2020	17-Jul-21	32,275	206	420	-	1.3%	6,421	7,143	379,380	354,985	80,400
	<b>Moldova</b>	07 Mar 2020	17-Jul-21	257,903	61	6,224	2	2.4%	9,704	2,832	500,900	347,406	8,610
	<b>Bulgaria</b>	08 Mar 2020	17-Jul-21	422,930	57	18,169	-	4.3%	6,063	2,367	1,035,069	872,178	12,550
	<b>Albania</b>	09 Mar 2020	17-Jul-21	132,665	18	2,456	-	1.9%	4,648	-	596,977	455,131	15,820
	<b>Cyprus</b>	09 Mar 2020	17-Jul-21	89,410	953	384	1	0.4%	7,460	56,056	495,815	421,004	47,410
	<b>Channel Islands</b>	09 Mar 2020	16-Jul-21	871	-	17	-	2.0%	1,335		32,969	13,618	20,310
	<b>Jersey</b>	10 Mar 2020	16-Jul-21	5,724	-	69	-	1.2%	6,303		72,369	58,424	57,800
	<b>Kazakhstan</b>	13 Mar 2020	17-Jul-21	483,412	5,658	4,909	45	1.0%	2,611	-	4,705,675	2,597,505	13,830
	<b>Kosovo</b>	13 Mar 2020	16-Jul-21	107,840	-	2,254	-	2.1%	6,010				
	<b>Uzbekistan</b>	15 Mar 2020	17-Jul-21	118,881	501	793	4	0.7%	354		2,074,701	1,199,541	3,580
	<b>Greenland</b>	16 Mar 2020	16-Jul-21	69	-	-	-	0.0%	123		32,724	18,915	33,320
	<b>Montenegro</b>	17 Mar 2020	16-Jul-21	100,590	-	1,621	-	1.6%	16,168		160,299	145,476	23,160
	<b>Kyrgyzstan</b>	18 Mar 2020	17-Jul-21	147,656	1,364	2,165	11	1.5%	2,287		99,900	73,800	1,130
	<b>Isle of Man</b>	19 Mar 2020	16-Jul-21	1,935	-	29	-	1.5%	2,288		64,400	53,277	62,660
	<b>Tajikistan</b>	30 Apr 2020	17-Jul-21	14,037	37	110	-	0.8%	151		377,744	19,950	210
<b>MIDDLE EAST</b>	<b>UAE</b>	29 Jan 2020	17-Jul-21	659,449	1,565	1,896	4	0.3%	6,749	36,398	7,664,971	6,725,394	68,000
	<b>Iran</b>	19 Feb 2020	17-Jul-21	3,501,079	15,139	86,966	175	2.5%	4,223	1,133	4,390,342	2,139,782	2,550
	<b>Israel</b>	21 Feb 2020	17-Jul-21	850,968	864	6,446	2	0.8%	9,400	7,169	5,741,972	5,224,517	60,360
	<b>Lebanon</b>	21 Feb 2020	16-Jul-21	550,004	-	7,883	-	1.4%	8,023	-	1,049,953	648,309	9,500
	<b>Kuwait</b>	24 Feb 2020	16-Jul-21	383,347	-	2,193	-	0.6%	9,112	4,159	1,452,148	923,307	21,620
	<b>Oman</b>	24 Feb 2020	15-Jul-21	289,042	-	3,498	-	1.2%	5,810		1,436,973	291,645	5,710
	<b>Bahrain</b>	24 Feb 2020	16-Jul-21	267,727	-	1,379	-	0.5%	16,313	10,091	1,093,905	1,029,835	60,520
	<b>Iraq</b>	24 Feb 2020	17-Jul-21	1,483,014	8,149	17,789	38	1.2%	3,773	1,252	699,325	388,541	970
	<b>Qatar</b>	29 Feb 2020	17-Jul-21	224,044	133	599	-	0.3%	7,911	1,983	1,904,659	1,592,895	55,290
	<b>Saudi Arabia</b>	02 Mar 2020	17-Jul-21	508,521	1,098	8,063	15	1.6%	1,484	3,307	18,435,261	3,494,832	10,040
	<b>Jordan</b>	02 Mar 2020	17-Jul-21	760,550	389	9,887	8	1.3%	7,529	2,443	2,695,410	1,829,132	17,930

AFRICA	<b>Palestine</b>	05 Mar 2020	17-Jul-21	344,482	137	3,855	2	1.1%	7,352		560,195	398,324	7,810
	<b>Syria</b>	22 Mar 2020	17-Jul-21	25,827	6	1,904	1	7.4%	151		121,909	9,312	50
	<b>Yemen</b>	10 Apr 2020	17-Jul-21	6,977	5	1,368	2	19.6%	24		288,828	8,577	30
	<b>Egypt</b>	14 Feb 2020	16-Jul-21	283,567	-	16,431	-	5.8%	282		3,605,877	1,245,472	1,220
	<b>Algeria</b>	25 Feb 2020	17-Jul-21	152,210	1,107	3,922	12	2.6%	354		2,500,000		
	<b>Nigeria</b>	28 Feb 2020	16-Jul-21	169,206	-	2,126	-	1.3%	84	31	2,534,205	1,404,740	680
	<b>Tunisia</b>	02 Mar 2020	17-Jul-21	540,798	7,524	17,354	140	3.2%	4,624	1,144	1,541,297	728,004	6,160
	<b>Morocco</b>	02 Mar 2020	17-Jul-21	555,488	2,853	9,434	7	1.7%	1,523	575	11,185,961	9,608,887	26,030
	<b>Senegal</b>	02 Mar 2020	17-Jul-21	50,374	1,366	1,214	5	2.4%	309	147	587,088	236,522	1,410
	<b>South Africa</b>	05 Mar 2020	17-Jul-21	2,283,880	14,701	66,676	291	2.9%	3,900	1,205	4,335,517	1,674,152	2,820
	<b>Cameroon</b>	06 Mar 2020	16-Jul-21	81,467	-	1,330	-	1.6%	315		134,108	29,813	110
	<b>Togo</b>	06 Mar 2020	16-Jul-21	14,511	-	134	-	0.9%	180	180	270,784	76,462	920
	<b>Burkina Faso</b>	09 Mar 2020	16-Jul-21	13,532	-	169	-	1.2%	67		30,479	3,481	20
	<b>Democratic Republic of Congo</b>	10 Mar 2020	16-Jul-21	45,426	-	984	-	2.2%	52		44,840	8,016	10
	<b>Ivory Coast</b>	11 Mar 2020	16-Jul-21	49,069	-	320	-	0.7%	191	293	874,736		
	<b>Reunion</b>	11 Mar 2020	14-Jul-21	33,295	-	256	-	0.8%	4,285				
	<b>Ghana</b>	13 Mar 2020	11-Jul-21	98,114	-	806	-	0.8%	323	119	864,964	400,342	1,290
	<b>Guinea</b>	13 Mar 2020	17-Jul-21	24,509	124	186	1	0.8%	192		499,792	280,730	2,140
	<b>Gabon</b>	13 Mar 2020	17-Jul-21	25,260	15	162	-	0.6%	1,163		45,968	26,383	1,190
	<b>Sudan</b>	13 Mar 2020	16-Jul-21	37,138	-	2,776	-	7.5%	87		554,095	123,862	280
	<b>Kenya</b>	13 Mar 2020	16-Jul-21	191,712	-	3,754	-	2.0%	365	-	1,035,621	572,361	1,060
	<b>Ethiopia</b>	13 Mar 2020	17-Jul-21	277,615	79	4,354	2	1.6%	248	35	1,894,717		
	<b>Central African Republic</b>	14 Mar 2020	08-Jul-21	7,142	-	98	-	1.4%	151		78,685		
	<b>Seychelles</b>	14 Mar 2020	16-Jul-21	17,234	-	81	-	0.5%	17,653		71,490	68,135	69,290
	<b>Rwanda</b>	14 Mar 2020	17-Jul-21	52,552	927	626	10	1.2%	416	741	398,056	252,842	1,950
	<b>Namibia</b>	14 Mar 2020	17-Jul-21	111,417	1,052	2,467	96	2.2%	4,466	1,413	133,863	32,753	1,290
	<b>Swaziland</b>	14 Mar 2020	16-Jul-21	20,898	-	701	-	3.4%	1,820		37,997	22,072	1,900
	<b>Mauritania</b>	14 Mar 2020	16-Jul-21	22,298	-	508	-	2.3%	493	-	169,595	13,047	280
	<b>Mayotte</b>	14 Mar 2020	12-Jul-21	19,450	-	174	-	0.9%	12,229				
	<b>Equatorial Guinea</b>	15 Mar 2020	15-Jul-21	8,828	-	123	-	1.4%	651		161,988	117,124	8,350
<b>Republic of Congo</b>	15 Mar 2020	16-Jul-21	12,933	-	172	-	1.3%	240		163,742			
<b>Benin</b>	16 Mar 2020	14-Jul-21	8,244	-	107	-	1.3%	70	-	40,270	12,293	100	
<b>Liberia</b>	16 Mar 2020	15-Jul-21	5,306	-	148	-	2.8%	107		86,288	9,135	180	
<b>Tanzania</b>	16 Mar 2020	08-May-20	509	-	21	-	4.1%	1					
<b>Somalia</b>	16 Mar 2020	15-Jul-21	15,081	-	781	-	5.2%	98		162,655	87,135	550	
<b>Gambia</b>	17 Mar 2020	15-Jul-21	6,610	-	188	-	2.8%	282	-	31,254	12,303	510	
<b>Zambia</b>	17 Mar 2020	17-Jul-21	184,672	1,328	3,052	30	1.7%	1,034	496	202,690	58,192	320	

<b>Mauritius</b>	18 Mar 2020	01-Jul-21	1,858	-	18	-	1.0%	147		596,255	305,275	24,000
<b>Djibouti</b>	18 Mar 2020	16-Jul-21	11,622	-	155	-	1.3%	1,194		12,547	8,810	890
<b>Niger</b>	19 Mar 2020	17-Jul-21	5,573	9	194	-	3.5%	24		363,018	60,317	250
<b>Chad</b>	19 Mar 2020	16-Jul-21	4,964	-	174	-	3.5%	31		18,484	5,975	40
<b>Zimbabwe</b>	20 Mar 2020	17-Jul-21	81,168	2,296	2,520	102	3.1%	554	676	1,036,252	630,610	4,240
<b>Cape Verde</b>	20 Mar 2020	16-Jul-21	33,234	-	295	-	0.9%	6,043		110,678	14,280	2,570
<b>Madagascar</b>	20 Mar 2020	17-Jul-21	42,520	25	936	-	2.2%	158	12	197,001		
<b>Uganda</b>	21 Mar 2020	14-Jul-21	89,514	-	2,286	-	2.6%	202	109	1,087,152	4,129	10
<b>Eritrea</b>	21 Mar 2020	16-Jul-21	6,402	-	30	-	0.5%	181				
<b>Angola</b>	21 Mar 2020	16-Jul-21	40,631	-	952	-	2.3%	128		958,373	599,828	1,830
<b>Mozambique</b>	22 Mar 2020	17-Jul-21	98,152	2,025	1,099	24	1.1%	323	128	354,572	153,612	490
<b>Libya</b>	24 Mar 2020	16-Jul-21	217,434	-	3,253	-	1.5%	3,208		425,119		
<b>Guinea-Bissau</b>	25 Mar 2020	16-Jul-21	4,034	-	72	-	1.8%	210		23,549	1,463	70
<b>Mali</b>	25 Mar 2020	17-Jul-21	14,509	7	530	1	3.7%	74		145,016	51,846	260
<b>Botswana</b>	30 Mar 2020	15-Jul-21	86,133	-	1,274	-	1.5%	3,739		173,512	111,164	4,730
<b>Sierra Leone</b>	31 Mar 2020	16-Jul-21	6,142	-	114	-	1.9%	79		82,145	15,170	190
<b>Burundi</b>	31 Mar 2020	16-Jul-21	5,802	-	8	-	0.1%	50				
<b>Malawi</b>	02 Apr 2020	17-Jul-21	43,043	789	1,325	12	3.1%	231	131	385,242	43,165	230
<b>South Sudan</b>	05 Apr 2020	15-Jul-21	10,917	-	117	-	1.1%	99	-	51,571	4,344	40
<b>Sao Tome and Principe</b>	06 Apr 2020	17-Jul-21	2,410	4	37	-	1.5%	1,121		26,184	11,532	5,260
<b>Comoros</b>	30 Apr 2020	16-Jul-21	4,009	-	147	-	3.7%	471		43,140	41,220	4,740
<b>Lesotho</b>	13May 2020	16-Jul-21	12,398	-	339	-	2.7%	583		36,637	19,685	920
			<b>184,960,492</b>	<b>297,664</b>	<b>3,981,137</b>	<b>3,200</b>	<b>2.2%</b>					

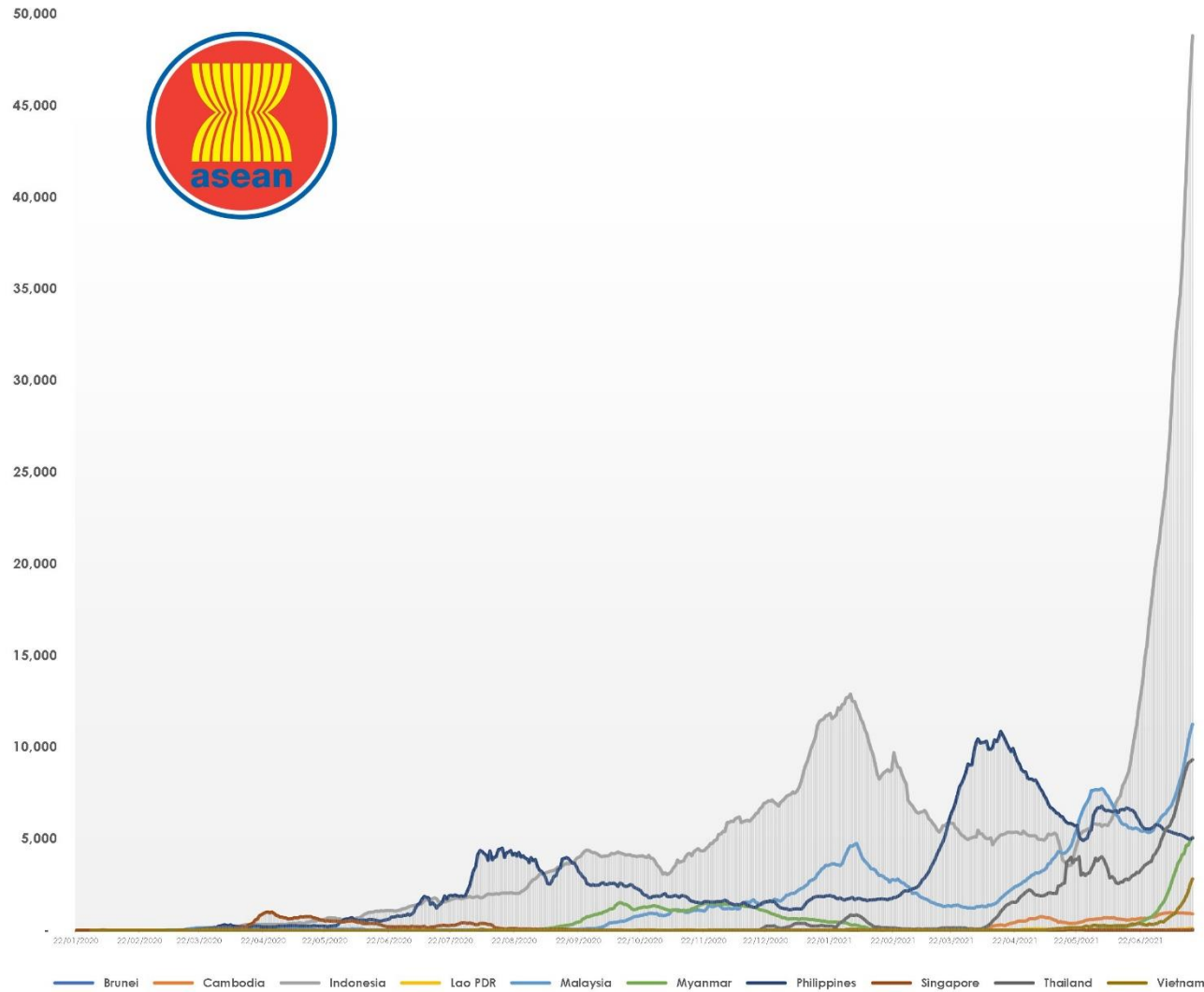
# COVID-19 Epi curve among ASEAN Countries

as of 17 July 2021



# 7-Day Rolling Average of COVID-19 new cases

as of 17 July 2021

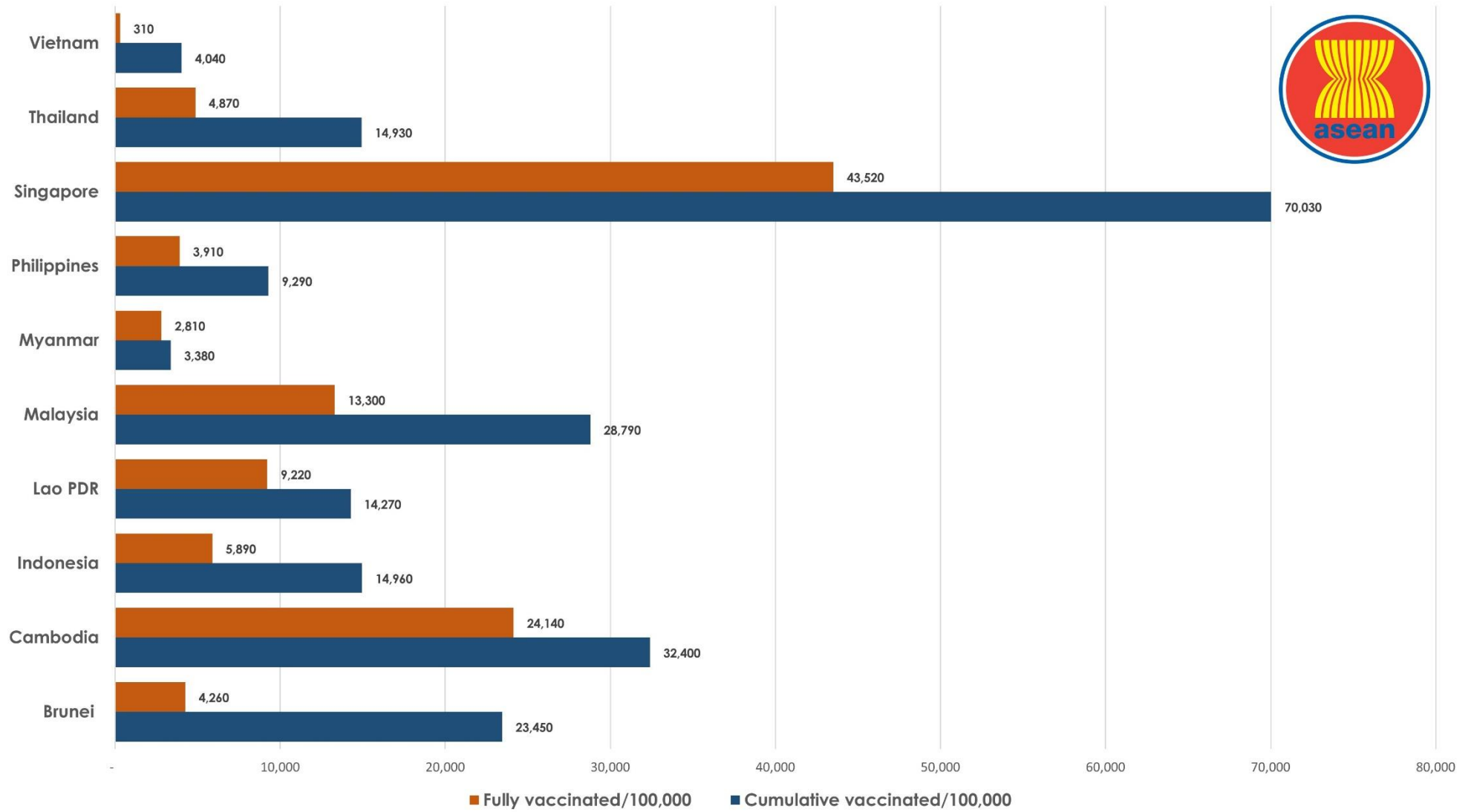


ASEAN Country	New Cases Rate of Change 7-Day Window*	P-value
Brunei	0.179	0.076
Cambodia	-7.194	0.001
Indonesia	2431.5	0
Lao PDR	4.582	0
Malaysia	526.653	0
Myanmar	205.316	0
Philippines	-40.204	0.004
Singapore	5.306	0
Thailand	294.383	0
Vietnam	253.036	0

\*Beta coefficient of linear line of best fit; equal to the rate of change in the 7-day rolling average of new cases over the past 7 days (as of July 17, 2021)

# COVID-19 Vaccination Status

as of 17 July 2021



# Re-opening Tracker

as of 16 July 2021

ASEAN MEMBER STATE	REQUIREMENT					
	At least <b>80% of the high-risk population has been vaccinated</b> with at least one dose of a COVID-19 vaccine.		At least <b>65% of the total population has a level of immunity</b> to COVID-19; either recovered from COVID-19 or have been vaccinated with at least one dose of a COVID-19 vaccine.		<b>Case levels are generally low</b> (a 7-day rolling average number of daily new cases that is <10 cases per 100,000, with each day's past-14-day test positivity is consistently <5%).	
	% of High risk population with one dose	Projected Completion Date	% of Total population with one dose	Projected Completion Date	Daily cases/100,000	Test positivity last 14 days
Brunei	62.2	Oct 2021	23.2		0.528	
Cambodia	>80.0	Jun 2021	34.7	>12 mos	5.593	5.7
Indonesia	61.4		16.6	> 12 mos	17.150	28.1
Lao PDR	50.1	Nov 2021	15.4	> 12 mos-	1.295	1.5
Malaysia	>80.0	Jul 2021-	30.5	Oct 2021	33.752	9.0
Myanmar	13.6	-	3.8	-	9.083	27.4
Philippines	40.9	Nov 2021	11.2	Apr 2022	4.608	11.2
Singapore	>80.0	May 2021	73.0	Jul 2021	0.589	0.0
Thailand	41.4	Oct 2021	15.6	Dec 2021-	13.312	9.6
Vietnam	16.0	-	4.2	-	2.588	1.7



Report generated by  
**ASEAN Biodiaspora Virtual Center (ABVC)**  
 in collaboration with **Bluedot Inc.**  
 Email: [support@biodiaspora.org](mailto:support@biodiaspora.org)

