

# COVID-19 Situational Report in the ASEAN Region

ASEAN BioDiaspora Virtual Center (ABVC)

as of October 18, 2021



# COVID-19: Highlights and Situation Overview

## Global Update

- Worldwide, there have been over 241 million cases and almost 5 million deaths attributed to COVID-19.
- According to the World Health Organization (WHO), as of October 10, the number of weekly COVID-19 cases and deaths continue to decline globally. The European region is the only region to report an increase in new weekly cases compared to last week, while the number of new cases in all other regions continue to decline. Similarly, the European region also maintains an increasing trend for the number of weekly deaths, since the end of June. All other regions observed decreases in new weekly deaths greater than 10%, with the largest decline (34%) being in the Western Pacific and the African regions with 3,100 and 1,200 new deaths respectively, for the week of October 4 to 10. Based on the BlueDot COVID-19 Data Suite, as of October 13, the top five countries with the highest seven-day rolling average number of daily new cases are the United States, United Kingdom, Turkey, Russia, and India. The top five countries/territories with the highest seven-day rolling average number of daily new cases per million population are Anguilla, Serbia, Latvia, Barbados, and Georgia. As of October 13, the European region has the largest proportion of countries (22%, or 11 out of 51) with a high incidence rate (>350 cases per 100,000 over the past 14 days) and a stable or increasing trend in daily new cases over the last seven days. Additionally the European region has highest proportion of countries (29%, or 15 out of 51) with a low (<=140 cases) to moderate (140.1 - 350 cases) incidence rate and an increasing trend in new cases over the last seven days. The African region has the highest proportion of countries (88%, or 49 out of 56) reporting a low incidence rate (<= 140 cases) with a stable or decreasing trend in new cases, followed closely by Asia (52%, 25 out of 48).
- On October 11, the pharmaceutical company Merck (known as Merck Sharp & Dohme Corporation outside of the United States (US) and Canada), together with Ridgeback Biotherapeutics announced the submission of an Emergency Use Application to the US Food and Drug Administration (FDA) for an investigational oral antiviral medicine named molnupiravir. Molnupiravir comes in a capsule for the treatment of mild-to-moderate COVID-19 in adults with comorbidities who are at risk of severe COVID-19 and/or hospitalization. If granted authorization, this will be the first oral antiviral medicine for the treatment of COVID-19. The submission was based on findings from the interim analysis of the Phase 3 MOVE-OUT clinical trial. The MOVE-OUT trial was a randomized, placebo-controlled, double-blind trial which included 170 planned sites across 23 countries. Over half the study population was from Latin America (55%), whereas 23% was from Europe and 15% was from Africa. The primary objective of the trial was to evaluate the efficacy of molnupiravir compared to placebo determined from the percentage of patients who were hospitalized and/or died from the time of randomization through Day 29 of observation. Patients were eligible for the trial if they had laboratory-confirmed mild-to-moderate COVID-19, experienced symptom onset within five days of being randomized, and entered the trial with at least one risk factor associated with poor disease outcome. Results from the interim analysis showed that for 775 non-hospitalized adults with mild-to-moderate COVID-19, molnupiravir reduced the risk of hospitalization or death by approximately 50%. From randomization to Day 29, 14.1% of placebo-treated patients and 7.3% of patients who received molnupiravir were either hospitalized or died. This includes eight deaths within the placebo-treated group and no deaths in the molnupiravir group. These positive results lead to a recommendation from an independent Data Monitoring Committee and the FDA to stop recruitment into the study early. It is noted that approximately 40% of patients had viral sequencing data available, of these patients molnupiravir demonstrated efficacy against Gamma (P.1), Delta (B.1.617.2), and Mu (B.1.621) variants. Additionally, the

incidence of adverse events was comparable in the molnupiravir and placebo groups, with fewer patients dropping out of the trial in the molnupiravir group when compared to the placebo group (1.3% vs. 3.4%, respectively).

### **Regional Update**

- Lao government has extended COVID-19 measures for another 15 days until October 30 as the virus outbreak escalates. The Prime Minister's Office also had issued a notice ordering the extension on Friday (October 15). Vice Chairman of the National Taskforce for Covid-19 Prevention and Control said that the spiraling number of cases justified the extension. Over the past two weeks, the number of locally-transmitted cases have increased by 98.5%. The government called on people from all walks of life to strictly comply with the measures and warned that anyone breaching the rules would be penalized in line with the regulations. Fact-finding officials at all levels were told to continue carrying out investigations into the origins of and reasons for new cases in each locality and to identify the individuals and entities responsible. The government has told authorities in charge to accelerate the vaccination programme so that people can be immunized against COVID-19. To this end, authorities were told to speed up the formulation of plans to distribute and administer vaccines to target groups so they were used before their expiry date. Authorities were also instructed to prepare sufficient quarantine and treatment facilities to handle the rising number of cases. Officials in charge of financial affairs were asked to prepare a budget for the purchase of medical equipment including virus testing reagents, vaccine, and medicines. The government told authorities to make sure that Lao workers, students and officials returning from neighboring countries spent 28 days in quarantine. This period consists of 14 days in a quarantine centre set up by the government or provincial authorities and another 14 days in a facility arranged by district or village officials. People undergoing quarantine in hotels designated by Covid-19 taskforces need spend only 14 days in quarantine.

### **Vaccine Update**

- A total of 10 countries account for 70% of all vaccinations administered globally as of October 13. The top five countries/territories with the highest number of cumulative people vaccinated with at least one dose per 100,000 population are Gibraltar (118,590), Palau (100,010), United Arab Emirates (94,540), Portugal (88,270), and Cuba (85,080). Conversely, the top five countries with the lowest number of cumulative people vaccinated with at least one dose per 100,000 population are the Democratic Republic of the Congo (110), Haiti (550), Tanzania (570), Madagascar (690), and South Sudan (710).
- Brunei government announced on October 17 that the government is starting to administer the third dose of COVID-19 vaccine for frontliners, providing additional protection for those at higher risk of infection. According to Brunei's Ministry of Health, the country is organizing the administration of the third dose for certain groups that have been identified as frontliners. This is as an additional protective measure for those at high risk of COVID-19 infection and that the administration of this third dose will be implemented in phases. Therefore, anyone who has received the second dose in May 2021 will be given an appointment to get the third dose.
- Philippines on October 15 received 844,800 AstraZeneca COVID-19 vaccine doses from the German Government through the COVAX Facility. The doses comprise the first delivery of more than 1.6 million doses from Germany, and will play a vital role in supporting the country's ongoing fight against COVID-19. The Department of Health (DOH), the World Health Organization (WHO), and UNICEF said this timely addition of German-donated vaccine doses is particularly important in protecting our most vulnerable citizens as the country moves into a period of events where gatherings and mobility will increase.

### **Travel Advisories** (new update/s)

- Cambodia: The government has modified COVID-19 quarantine requirements, shortening the duration for, among others, Cambodian officials, foreign diplomats and delegations, investors and inbound travellers in general starting October 18. According to an official notice signed by Minister of Health on October 16, quarantine length for Cambodian officials returning from overseas missions, foreign diplomats, technical experts, cooperation project managers and coordinators, as well as businesspeople and investors with a guarantor or invitation letter has been reduced from two weeks to just three days. Their accompanying family members will also have to undergo a three-day quarantine if they have been fully vaccinated, or two weeks otherwise. General inbound passengers, both Cambodians and foreign nationals, will now undergo quarantine for just seven days, while unvaccinated travellers or those who have not been fully vaccinated must go through a 14-day quarantine.
- Malaysia: Individuals from the peninsula, Sabah and Labuan who have been fully vaccinated against COVID-19 will no longer need to apply via EnterSarawak to travel to the state effective October 18. It said in a statement on October 17 that individuals wanting to enter Sarawak only need to fill in the e-Health Declaration Form (eHDF), are not required to undergo COVID-19 screening, must show proof of being fully vaccinated and must have 'Low Risk' or No Symptom Casual Contact' status only in the MySejahtera application. For individuals who are not fully vaccinated and wish to enter Sarawak, they must apply through EnterSarawak and undergo the rt-PCR or RTK Antigen screening test three days before leaving for Sarawak. In addition, it is necessary to be quarantined at home or in a quarantine station for 10 days while children aged below 12 must undergo COVID-19 screening if they are entering Sarawak with parents or guardians who have not been fully vaccinated. Meanwhile, travellers from abroad are required to apply through EnterSarawak, fill in the eHDF, do the rt-PCR screening test three days before entering Malaysia. Only travellers from abroad who have been fully vaccinated are allowed to 'transit' to Sarawak within 24 hours. The quarantine period is seven days from the date of entry into Malaysia for travellers who are fully vaccinated and 10 days for those who have not been fully vaccinated.
- Singapore: Fully vaccinated travellers from eight countries will be able to enter Singapore without quarantine starting October 19 (Tuesday). The government has previously opened travel lanes for vaccinated travellers from Brunei and Germany in September, and will expand the scheme from (October 19) Tuesday to another eight countries — Britain, Canada, Denmark, France, Italy, the Netherlands, Spain and the United States. Under the policy, travellers will not have to quarantine if they have been fully vaccinated and tested negative for COVID-19 before they depart and upon arrival. Meanwhile, the lane with South Korea is set to start by November 15.

### **Cases and Deaths as of 18 October 2021**

- As of 18 October 2021 (2PM, GMT+8), worldwide, there were **241,857,770** confirmed cases, including **4,920,376** deaths. Globally, Case Fatality Rate (CFR) was **2.0**.
- In **China**, there were **125,232** confirmed cases with **5,695** deaths, including deaths in Hong Kong (213) and Taiwan (846). Confirmed cases in China include confirmed cases in Hong Kong (12,295), Macau (77), and Taiwan (16,337). CFR was **4.5**.
- **12,786,094 confirmed cases** of COVID-19 have been reported in the ASEAN region with a total of **272,369 deaths**, with a CFR of **2.1**.

REGION	COUNTRY	FIRST CONFIRMED CASE(S)	LATEST REPORT ON CONFIRMED CASE(S)	TOTAL CONFIRMED CASES	NEW CASES (7-DAY ROLLING AVERAGE)	TOTAL DEATHS	NEW DEATHS (7-DAY ROLLING AVERAGE)	CASE FATALITY RATE	CUMULATIVE CASES/100,000	NUMBER OF TESTS LAST 14 DAYS/100,000	CUMULATIVE VACCINATED	CUMULATIVE FULLY VACCINATED	FULLY VACCINATED / 100
ASEAN REGION	Brunei	10-Mar-20	17-Oct-21	10,860	- (197)	73	- (1)	0.7%	2,390		339,667	224,028	50.7
	Cambodia	27-Jan-20	17-Oct-21	116,665	258 (265)	2,658	24 (22)	2.3%	708	-	13,574,139	12,432,963	73.4
	Indonesia	02-Mar-20	17-Oct-21	4,234,758	747 (975)	142,952	19 (43)	3.4%	1,565	-	106,669,970	62,166,916	22.5
	Lao PDR	24-Mar-20	17-Oct-21	32,029	293 (498)	40	2 (2)	0.1%	447	980	3,091,161	2,343,258	31.8
	Malaysia	25-Jan-20	17-Oct-21	2,390,687	6,145 (7,299)	27,921	63 (85)	1.2%	7,483	-	24,716,279	22,146,626	67.6
	Myanmar	23-Mar-20	17-Oct-21	487,853	1,002 (1,315)	18,359	30 (32)	3.8%	903	336	8,390,746	3,872,956	7.1
	Philippines	30-Jan-20	17-Oct-21	2,720,368	6,859 (7,687)	40,675	95 (150)	1.5%	2,516	493	27,836,530	23,981,240	21.6
	Singapore	23-Jan-20	17-Oct-21	145,120	3,348 (2,995)	224	9 (10)	0.2%	2,544	15,357	4,733,819	4,678,127	79.3
	Thailand	13-Jan-20	17-Oct-21	1,783,701	10,863 (10,402)	18,273	68 (83)	1.0%	2,562	423	36,721,779	25,012,380	35.8
	Vietnam	23-Jan-20	17-Oct-21	864,053	3,193 (3,484)	21,194	63 (91)	2.5%	896	1,034	41,811,429	17,191,810	17.5
				<b>12,786,094</b>	<b>32,708</b>	<b>272,369</b>	<b>373</b>	<b>2.1%</b>					

- **228,946,948 confirmed cases** of COVID-19 have been reported in **222 countries/states** (other than China, Hong Kong, Taiwan, Macau, and ASEAN countries):

REGION	COUNTRY	FIRST CONFIRMED CASE(S)	LATEST REPORT ON CONFIRMED CASE(S)	TOTAL CONFIRMED CASES	NEW CASES	TOTAL DEATHS	NEW DEATHS	CASE FATALITY RATE	CUMULATIVE CASES/100,000	NUMBER OF TESTS LAST 14 DAYS/100,000	CUMULATIVE IMMUNIZED	CUMULATIVE FULLY VACCINATED	FULLY VACCINATED/100
ASIA PACIFIC	Japan	16 Jan 2020	17-Oct-21	1,715,503	450	18,029	13	1.1%	1,359	509	94,599,325	83,656,184	66.4
	South Korea	20 Jan 2020	17-Oct-21	342,396	1,418	2,660	16	0.8%	662	3,263	40,242,429	32,083,888	62.5
	Nepal	24 Jan 2020	17-Oct-21	805,037	385	11,284	6	1.4%	2,814	287	8,388,402	6,469,159	21.8
	Australia	25 Jan 2020	17-Oct-21	143,204	2,149	1,532	16	1.1%	558	10,465	18,248,713	14,245,406	55.2
	Sri Lanka	27 Jan 2020	17-Oct-21	531,648	578	13,484	12	2.5%	2,438	318	14,767,778	12,720,463	59.2
	India	30 Jan 2020	17-Oct-21	34,081,049	14,283	452,321	165	1.3%	2,494	1,140	693,992,112	278,694,030	20.0
	Afghanistan	24 Feb 2020	17-Oct-21	155,764	25	7,243	5	4.6%	409		828,601	430,744	1.1
	Pakistan	26 Feb 2020	17-Oct-21	1,264,384	720	28,269	17	2.2%	584	282	64,947,702	34,809,848	15.5
	New Zealand	28 Feb 2020	17-Oct-21	4,991	52	28	-	0.6%	102	5,732	3,512,376	2,601,443	53.5
	Bhutan	05 Mar 2020	15-Oct-21	2,617	-	3	-	0.1%	343	2,376	585,479	502,274	64.4
	Maldives	07 Mar 2020	17-Oct-21	86,165	77	238	1	0.3%	16,228	6,955	393,501	349,428	64.3
	Bangladesh	08 Mar 2020	17-Oct-21	1,565,488	314	27,768	16	1.8%	960	117	37,450,120	18,682,901	11.2
	Mongolia	10 Mar 2020	17-Oct-21	338,151	1,643	1,541	14	0.5%	10,485	3,433	2,253,658	2,135,870	64.2
Turkey	10 Mar 2020	17-Oct-21	7,654,277	24,114	67,623	186	0.9%	9,175	4,695	54,833,779	47,226,488	55.5	

	<b>French Polynesia</b>	12 Mar 2020	15-Oct-21	46,618	-	633	-	1.4%	16,692		154,058	144,124	51.0
	<b>Guam</b>	15 Mar 2020	16-Oct-21	16,846	-	222	-	1.3%	10,070		130,284	118,310	71.4
	<b>New Caledonia</b>	17 Mar 2020	17-Oct-21	9,977	44	241	5	2.4%	3,467		163,236	123,577	42.9
	<b>Fiji</b>	18 Mar 2020	15-Oct-21	51,701	-	661	-	1.3%	5,809	-	594,872	496,091	54.9
	<b>Papua New Guinea</b>	21 Mar 2020	13-Oct-21	24,041	-	266	-	1.1%	274	-	133,741	61,221	0.7
	<b>Timor Leste</b>	21 Mar 2020	17-Oct-21	19,714	7	119	-	0.6%	1,525	1,141	495,822	315,033	23.4
	<b>Northern Mariana Islands</b>	28 Mar 2020	28-May-21	183	-	2	-	1.1%	320		36,060	34,518	60.7
	<b>North Korea</b>	24 Jul 2020	25-Jul-20	1	-	-	-	0.0%	0				
	<b>Solomon Islands</b>	03 Oct 2020	16-Apr-21	20	-	-	-	0.0%	3		113,423	28,497	4.1
	<b>Wallis et Futuna</b>	17 Oct 2020	06-May-21	445	-	7	-	1.6%	2,777		5,749	5,260	47.4
	<b>Marshall Islands</b>	26 Oct 2020	17-Nov-20	4	-	-	-	0.0%	7		23,047	20,069	34.4
	<b>Vanuatu</b>	11 Nov 2020	21-Apr-21	4	-	1	-	25.0%	1		59,215	28,368	9.0
	<b>Samoa</b>	18 Nov 2020	12-Feb-21	3	-	-	-	0.0%	2		114,698	57,618	28.8
	<b>Micronesia</b>	11 Jan 2021	11-Jan-21	1	-	-	-	0.0%	1		45,352	39,686	38.3
	<b>Palau</b>	31 May 2021	08-Oct-21	8	-	-	-	0.0%	44		17,908	15,626	87.3
<b>AMERICAS</b>	<b>USA</b>	21 Jan 2020	17-Oct-21	45,786,128	11,953	744,511	126	1.6%	13,949	2,871	218,562,924	188,902,483	56.2
	<b>Canada</b>	25 Jan 2020	17-Oct-21	1,679,866	1,308	28,493	8	1.7%	4,420	2,760	29,532,990	27,681,160	72.7
	<b>Brazil</b>	26 Feb 2020	16-Oct-21	21,642,442	-	603,414	-	2.8%	10,220	-	156,046,285	105,171,980	49.2
	<b>Mexico</b>	28 Feb 2020	16-Oct-21	3,755,063	-	284,321	-	7.6%	2,943	138	68,350,710	51,306,905	39.4
	<b>Saint Martin</b>	01 Mar 2020	14-Oct-21	3,819	-	55	-	1.4%	10,049				
	<b>Ecuador</b>	01 Mar 2020	13-Oct-21	513,026	-	32,899	-	6.4%	2,953	87	11,635,235	10,010,755	56.0
	<b>Dominican Republic</b>	01 Mar 2020	17-Oct-21	370,451	751	4,087	3	1.1%	3,450	-	6,270,413	5,071,130	46.3
	<b>Chile</b>	03 Mar 2020	17-Oct-21	1,670,750	1,514	37,609	12	2.3%	8,816	2,809	16,111,504	14,366,309	74.8
	<b>Argentina</b>	03 Mar 2020	17-Oct-21	5,272,551	400	115,666	3	2.2%	11,733	508	31,177,414	24,514,822	53.8
	<b>Peru</b>	05 Mar 2020	16-Oct-21	2,189,165	-	199,816	-	9.1%	6,734	255	17,493,403	13,719,751	41.1
	<b>Costa Rica</b>	06 Mar 2020	15-Oct-21	551,144	-	6,797	-	1.2%	10,919	704	3,525,260	2,395,829	46.6
	<b>Colombia</b>	06 Mar 2020	17-Oct-21	4,981,532	1,299	126,865	35	2.5%	9,896	950	28,300,881	19,199,704	37.5

<b>French Guiana</b>	06 Mar 2020	15-Oct-21	43,376	-	295	-	0.7%	22,187				
<b>Martinique</b>	06 Mar 2020	10-Oct-21	42,167	-	638	-	1.5%	9,741				
<b>Paraguay</b>	07 Mar 2020	16-Oct-21	460,341	-	16,210	-	3.5%	6,535	262	2,868,610	2,058,067	28.5
<b>Panama</b>	10 Mar 2020	16-Oct-21	470,162	-	7,291	-	1.6%	11,072	1,367	2,959,378	2,336,653	53.3
<b>Bolivia</b>	10 Mar 2020	16-Oct-21	506,477	-	18,832	-	3.7%	4,399	482	4,357,421	3,465,762	29.3
<b>Honduras</b>	11 Mar 2020	15-Oct-21	372,179	-	10,097	-	2.7%	3,819		3,520,903	2,537,900	25.2
<b>Cuba</b>	11 Mar 2020	17-Oct-21	934,965	2,197	8,058	21	0.9%	8,250	-	9,688,764	6,689,090	59.1
<b>Guyana</b>	11 Mar 2020	16-Oct-21	34,362	-	866	-	2.5%	4,390		369,877	226,649	28.7
<b>Jamaica</b>	12 Mar 2020	16-Oct-21	87,232	-	2,103	-	2.4%	2,959	439	561,160	337,419	11.4
<b>St Vincent and the Grenadines</b>	12 Mar 2020	15-Oct-21	4,418	-	47	-	1.1%	3,995	-	22,811	14,566	13.1
<b>Saint Lucia</b>	13 Mar 2020	16-Oct-21	12,206	-	236	-	1.9%	6,678		49,083	37,617	20.4
<b>Trinidad and Tobago</b>	13 Mar 2020	17-Oct-21	54,114	227	1,600	7	3.0%	3,879	181	609,136	564,703	40.2
<b>Venezuela</b>	13 Mar 2020	16-Oct-21	391,413	-	4,707	-	1.2%	1,373		9,926,613	6,190,629	21.6
<b>Guatemala</b>	13 Mar 2020	16-Oct-21	587,687	-	14,266	-	2.4%	3,539	813	5,034,882	2,975,730	16.3
<b>Uruguay</b>	13 Mar 2020	16-Oct-21	390,915	-	6,067	-	1.6%	11,292	2,696	2,751,381	2,604,607	74.7
<b>Curacao</b>	13 Mar 2020	16-Oct-21	16,921	-	171	-	1.0%	10,741		99,245	90,664	55.0
<b>Puerto Rico</b>	13 Mar 2020	16-Oct-21	183,274	-	3,207	-	1.7%	5,739		2,571,633	2,299,175	72.0
<b>Suriname</b>	13 Mar 2020	16-Oct-21	46,313	-	1,014	-	2.2%	7,966		240,793	184,821	31.2
<b>Antigua and Barbuda</b>	13 Mar 2020	16-Oct-21	3,888	-	95	-	2.4%	4,003	-	54,758	45,088	45.7
<b>Guadeloupe</b>	13 Mar 2020	13-Oct-21	54,152	-	731	-	1.3%	12,224				
<b>Cayman Islands</b>	13 Mar 2020	13-Oct-21	1,011	-	2	-	0.2%	1,557		55,780	55,780	83.9
<b>Aruba</b>	14 Mar 2020	16-Oct-21	15,715	-	170	-	1.1%	14,782		82,054	76,011	70.9
<b>Bahamas</b>	15 Mar 2020	07-Oct-21	21,580	-	590	-	2.7%	5,541	-	133,591	110,710	27.9
<b>US Virgin Islands</b>	16 Mar 2020	16-Oct-21	7,074	-	78	-	1.1%	6,634		55,006	48,072	45.9
<b>Sint Maarten</b>	17 Mar 2020	16-Oct-21	4,444	-	71	-	1.6%	10,910		26,059	24,059	55.4
<b>Montserrat</b>	17 Mar 2020	09-Oct-21	41	-	1	-	2.4%	439		1,502	1,409	28.3
<b>Barbados</b>	17 Mar 2020	16-Oct-21	12,773	-	114	-	0.9%	4,450		143,661	114,570	39.8
<b>El Salvador</b>	18 Mar 2020	16-Oct-21	110,188	-	3,477	-	3.2%	1,707	-	4,227,768	3,588,788	55.1
<b>Nicaragua</b>	18 Mar 2020	12-Oct-21	15,737	-	206	-	1.3%	240		671,784	328,206	4.9

<b>Bermuda</b>	18 Mar 2020	13-Oct-21	5,548	-	95	-	1.7%	8,680		45,017	43,400	69.9
<b>Haiti</b>	19 Mar 2020	15-Oct-21	22,933	-	657	-	2.9%	204		69,379	27,035	0.2
<b>Dominica</b>	22 Mar 2020	13-Oct-21	4,153	-	28	-	0.7%	5,783		26,806	22,024	30.5
<b>Grenada</b>	22 Mar 2020	16-Oct-21	5,734	-	192	-	3.3%	5,120		35,762	26,333	23.3
<b>Belize</b>	23 Mar 2020	15-Oct-21	23,990	-	461	-	1.9%	6,146	5,009	199,932	144,531	35.7
<b>Turks and Caicos Islands</b>	23 Mar 2020	16-Oct-21	2,924	-	23	-	0.8%	7,656		28,305	26,112	66.6
<b>Saint Kitts and Nevis</b>	24 Mar 2020	16-Oct-21	2,550	-	21	-	0.8%	4,827	11,133	26,249	23,069	43.1
<b>British Virgin Islands</b>	25 Mar 2020	06-Oct-21	2,725	-	37	-	1.4%	9,074		17,607	15,468	50.8
<b>Anguilla</b>	26 Mar 2020	15-Oct-21	668	-	1	-	0.1%	5,040		9,548	9,157	60.5
<b>Caribbean Netherlands</b>	01 Apr 2020	16-Oct-21	2,325	-	19	-	0.8%	12,908		19,109	16,736	63.3
<b>Falkland Islands</b>	03 Apr 2020	06-Oct-21	68	-	-	-	0.0%	2,578		2,632	1,775	50.3
<b>Saint Pierre and Miquelon</b>	05 Apr 2020	04-Oct-21	32	-	-	-	0.0%	456				
<b>Saint Barthelemy</b>	25 Jul 2020	14-Oct-21	1,588	-	6	-	0.4%	18,793				
<b>EUROPE</b>												
<b>France</b>	24 Jan 2020	17-Oct-21	7,089,052	3,778	117,265	5	1.7%	10,571		50,780,417	45,303,504	67.1
<b>Germany</b>	27 Jan 2020	17-Oct-21	4,408,561	10,040	95,454	21	2.2%	5,303	1,129	57,231,090	54,658,274	65.2
<b>Finland</b>	29 Jan 2020	15-Oct-21	149,897	-	1,116	-	0.7%	2,715	1,855	4,181,337	3,703,598	66.8
<b>Italy</b>	30 Jan 2020	17-Oct-21	4,717,899	2,435	131,541	24	2.8%	7,824	4,915	46,188,091	42,207,260	69.9
<b>Russian Federation</b>	31 Jan 2020	17-Oct-21	7,992,687	34,303	223,312	997	2.8%	5,536	5,359	51,313,594	47,272,007	32.4
<b>Spain</b>	31 Jan 2020	15-Oct-21	4,984,386	-	86,974	-	1.7%	10,588	1,284	37,868,453	37,029,165	79.2
<b>Sweden</b>	31 Jan 2020	15-Oct-21	1,161,933	-	14,916	-	1.3%	11,297		7,209,695	6,791,114	66.8
<b>United Kingdom of Great Britain</b>	31 Jan 2020	17-Oct-21	8,449,165	44,696	138,584	57	1.6%	12,642	13,561	49,374,505	44,833,280	65.7
<b>Belgium</b>	05 Feb 2020	16-Oct-21	1,279,869	-	25,747	-	2.0%	11,145	4,110	8,645,665	8,489,064	73.0
<b>Switzerland</b>	25 Feb 2020	15-Oct-21	854,590	-	11,171	-	1.3%	9,966	3,497	5,639,180	5,295,433	60.8
<b>Austria</b>	25 Feb 2020	17-Oct-21	775,782	2,242	11,167	6	1.4%	8,739	35,879	5,811,391	5,526,501	61.1
<b>Croatia</b>	25 Feb 2020	17-Oct-21	427,914	1,301	8,896	19	2.1%	10,520	2,498	1,868,374	1,752,644	42.9
<b>Norway</b>	26 Feb 2020	17-Oct-21	196,264	122	884	-	0.5%	3,670	1,544	4,190,626	3,705,142	67.8
<b>Romania</b>	26 Feb 2020	17-Oct-21	1,457,260	11,546	41,781	299	2.9%	7,529	4,468	6,414,823	5,635,136	29.5



<b>Estonia</b>	26 Feb 2020	17-Oct-21	172,514	1,119	1,426	4	0.8%	13,004	4,937	770,181	726,566	54.8
<b>Georgia</b>	26 Feb 2020	17-Oct-21	662,334	4,581	9,468	28	1.4%	17,803	13,439	1,007,528	892,410	22.4
<b>North Macedonia</b>	26 Feb 2020	17-Oct-21	197,091	329	6,940	18	3.5%	9,460	-	799,027	758,001	36.4
<b>Greece</b>	26 Feb 2020	17-Oct-21	693,886	1,689	15,375	27	2.2%	6,475	19,526	6,542,732	6,301,143	60.8
<b>Denmark</b>	27 Feb 2020	17-Oct-21	368,651	591	2,685	5	0.7%	6,336	7,090	4,465,486	4,394,501	75.6
<b>San Marino</b>	27 Feb 2020	11-Oct-21	5,470	-	91	-	1.7%	16,155		25,084	22,218	65.3
<b>Lithuania</b>	27 Feb 2020	17-Oct-21	368,641	2,160	5,439	33	1.5%	13,228	6,370	1,779,526	1,643,900	61.1
<b>Netherlands</b>	27 Feb 2020	17-Oct-21	2,047,711	3,672	18,248	6	0.9%	11,814	467	12,876,117	11,605,975	67.6
<b>Azerbaijan</b>	27 Feb 2020	17-Oct-21	502,207	1,896	6,765	19	1.3%	5,010	973	4,942,003	4,196,348	41.1
<b>Belarus</b>	28 Feb 2020	17-Oct-21	571,987	1,981	4,402	16	0.8%	6,042	-	2,468,546	1,749,584	18.5
<b>Iceland</b>	28 Feb 2020	15-Oct-21	12,455	-	33	-	0.3%	3,447	4,119	282,338	277,837	80.9
<b>Ireland</b>	28 Feb 2020	17-Oct-21	415,114	1,380	5,306	-	1.3%	8,401	4,454	3,786,942	3,720,337	74.7
<b>Monaco</b>	29 Feb 2020	16-Oct-21	3,358	-	33	-	1.0%	8,618		26,672	23,308	59.0
<b>Czech Republic</b>	01 Mar 2020	17-Oct-21	1,708,925	1,169	30,545	6	1.8%	16,017		6,127,685	6,026,712	56.2
<b>Luxembourg</b>	01 Mar 2020	15-Oct-21	79,720	-	839	-	1.1%	12,860	3,822	421,719	399,522	62.9
<b>Armenia</b>	01 Mar 2020	17-Oct-21	281,991	1,697	5,778	24	2.0%	9,534	3,114	344,029	170,212	5.7
<b>Latvia</b>	02 Mar 2020	17-Oct-21	185,614	2,375	2,890	9	1.6%	9,704	9,407	1,015,299	931,525	49.9
<b>Portugal</b>	02 Mar 2020	17-Oct-21	1,079,806	465	18,097	9	1.7%	10,515	4,240	8,975,593	8,782,671	86.4
<b>Andorra</b>	02 Mar 2020	15-Oct-21	15,338	-	130	-	0.8%	19,883	4,138	54,312	47,720	61.7
<b>Liechtenstein</b>	03 Mar 2020	17-Oct-21	3,490	3	60	-	1.7%	9,180	3,767	24,781	23,116	60.4
<b>Ukraine</b>	03 Mar 2020	17-Oct-21	2,635,170	11,288	60,633	219	2.3%	5,937	1,263	7,922,413	6,467,945	14.9
<b>Slovenia</b>	04 Mar 2020	17-Oct-21	308,136	633	4,638	3	1.5%	14,758	2,368	1,139,497	1,064,673	51.2
<b>Hungary</b>	04 Mar 2020	15-Oct-21	833,115	-	30,351	-	3.6%	8,527	1,840	5,919,930	5,694,336	59.1
<b>Poland</b>	04 Mar 2020	17-Oct-21	2,939,590	2,521	76,112	1	2.6%	7,742	1,064	20,016,102	19,714,288	52.2
<b>Faroe Islands</b>	04 Mar 2020	15-Oct-21	1,332	-	2	-	0.2%	2,736		38,890	36,977	75.4
<b>Bosnia and Herzegovina</b>	05 Mar 2020	15-Oct-21	243,914	-	11,110	-	4.6%	7,389	976	734,195	508,008	15.6
<b>Gibraltar</b>	05 Mar 2020	17-Oct-21	5,758	7	98	-	1.7%	17,086		39,970	39,751	118.0
<b>Slovakia</b>	06 Mar 2020	17-Oct-21	437,385	1,735	12,846	13	2.9%	8,019	6,538	2,475,646	2,276,678	41.7
<b>Serbia</b>	06 Mar 2020	17-Oct-21	1,048,835	5,077	9,105	53	0.9%	15,102	3,388	3,064,730	2,933,395	42.5
<b>Vatican City</b>	06 Mar 2020	17-Oct-20	27	-	-	-	0.0%	2,932				
<b>Malta</b>	07 Mar 2020	17-Oct-21	37,453	8	459	-	1.2%	7,451	3,800	425,522	424,867	82.6

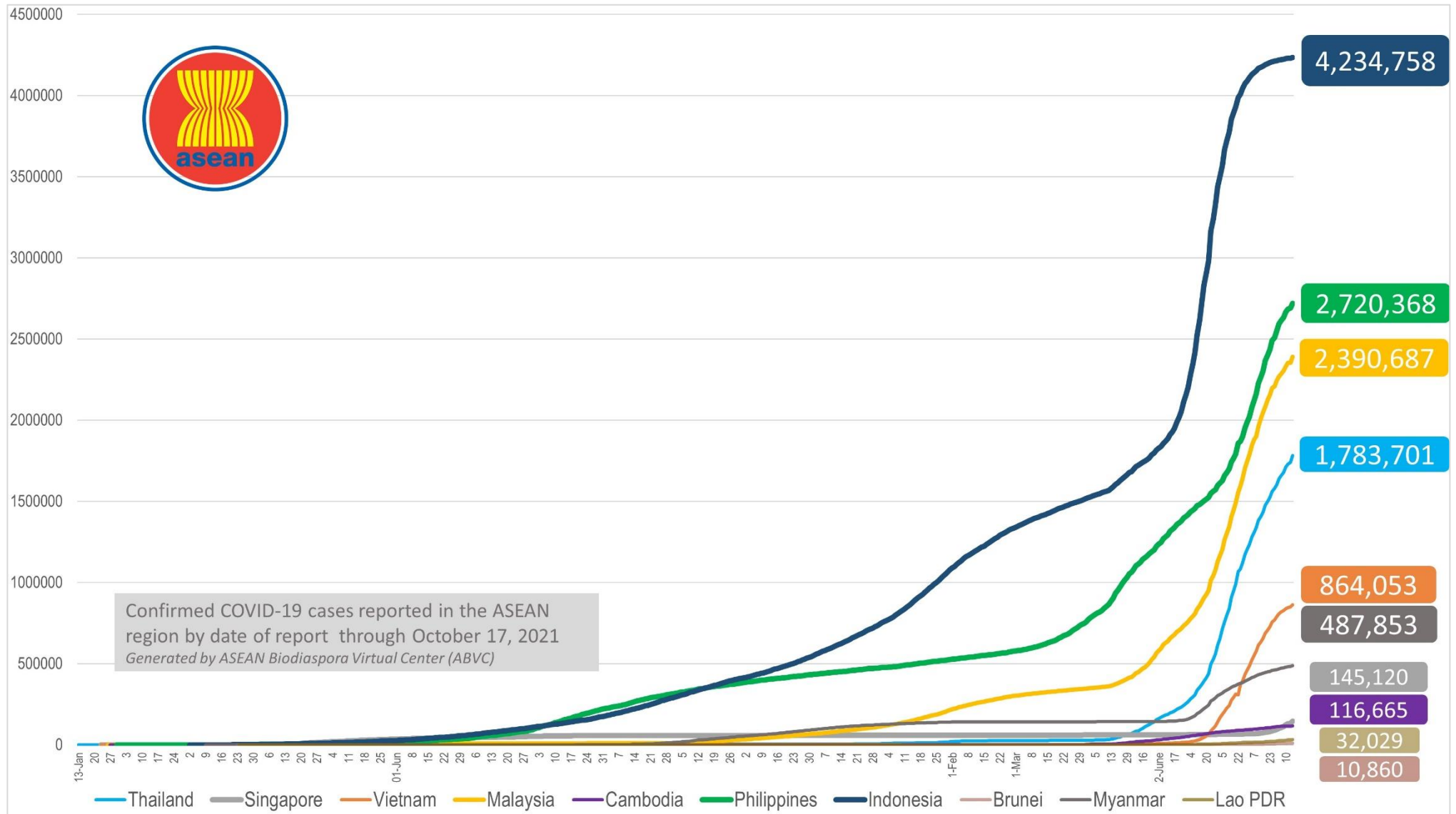
<b>MIDDLE EAST</b>	<b>Moldova</b>	07 Mar 2020	17-Oct-21	316,529	1,115	7,241	35	2.3%	11,910	3,638	824,986	827,724	20.6
	<b>Bulgaria</b>	08 Mar 2020	17-Oct-21	540,619	1,000	22,274	43	4.1%	7,750	3,723	1,407,830	1,383,964	20.1
	<b>Albania</b>	09 Mar 2020	17-Oct-21	177,971	435	2,820	10	1.6%	6,235	-	970,703	845,877	29.4
	<b>Cyprus</b>	09 Mar 2020	16-Oct-21	120,541	-	562	-	0.5%	10,057	43,764	599,781	564,181	63.0
	<b>Channel Islands</b>	09 Mar 2020	15-Oct-21	1,817	-	19	-	1.0%	2,786		32,969	13,618	20.3
	<b>Jersey</b>	10 Mar 2020	15-Oct-21	10,357	-	79	-	0.8%	11,405		78,161	74,270	73.5
	<b>Kazakhstan</b>	13 Mar 2020	17-Oct-21	916,504	1,805	11,727	27	1.3%	4,950	-	8,003,776	7,097,611	37.4
	<b>Kosovo</b>	13 Mar 2020	17-Oct-21	160,530	15	2,973	5	1.9%	8,947				
	<b>Uzbekistan</b>	15 Mar 2020	17-Oct-21	180,958	392	1,287	2	0.7%	539		12,025,985	4,941,860	14.6
	<b>Greenland</b>	16 Mar 2020	15-Oct-21	654	-	-	-	0.0%	1,163		40,015	36,622	64.4
	<b>Montenegro</b>	17 Mar 2020	17-Oct-21	137,769	368	2,023	3	1.5%	22,144		252,969	230,821	36.8
	<b>Kyrgyzstan</b>	18 Mar 2020	17-Oct-21	179,845	70	2,634	2	1.5%	2,785		906,083	685,013	10.3
	<b>Isle of Man</b>	19 Mar 2020	17-Oct-21	8,578	80	54	-	0.6%	10,141		65,504	64,021	75.0
	<b>Tajikistan</b>	30 Apr 2020	16-Oct-21	17,086	-	124	-	0.7%	183		2,513,950	2,011,987	20.6
<b>MIDDLE EAST</b>	<b>UAE</b>	29 Jan 2020	17-Oct-21	738,586	99	2,120	2	0.3%	7,559	34,318	9,514,546	8,525,508	85.3
	<b>Iran</b>	19 Feb 2020	17-Oct-21	5,784,815	11,396	124,075	199	2.1%	6,977	1,524	45,075,271	19,326,200	22.7
	<b>Israel</b>	21 Feb 2020	17-Oct-21	1,316,317	1,000	7,999	16	0.6%	14,540	12,521	6,201,766	5,698,135	64.8
	<b>Lebanon</b>	21 Feb 2020	16-Oct-21	633,355	-	8,419	-	1.3%	9,238	-	1,696,421	1,411,895	20.9
	<b>Kuwait</b>	24 Feb 2020	17-Oct-21	412,332	35	2,457	1	0.6%	9,801	4,719	2,668,082	923,307	21.3
	<b>Oman</b>	24 Feb 2020	16-Oct-21	304,054	-	4,105	-	1.4%	6,112		2,959,586	2,294,880	43.9
	<b>Bahrain</b>	24 Feb 2020	17-Oct-21	276,118	88	1,391	-	0.5%	16,824	10,112	1,170,546	1,132,855	64.8
	<b>Iraq</b>	24 Feb 2020	17-Oct-21	2,035,453	1,716	22,756	18	1.1%	5,178	456	5,024,958	3,162,341	7.7
	<b>Qatar</b>	29 Feb 2020	17-Oct-21	237,929	62	608	-	0.3%	8,401	1,665	2,360,308	2,218,292	75.7
	<b>Saudi Arabia</b>	02 Mar 2020	17-Oct-21	547,931	41	8,763	3	1.6%	1,599	1,439	23,878,391	20,643,384	58.4
	<b>Jordan</b>	02 Mar 2020	17-Oct-21	841,489	1,372	10,879	14	1.3%	8,330	2,868	3,817,869	3,408,756	33.2
	<b>Palestine</b>	05 Mar 2020	17-Oct-21	448,322	440	4,585	9	1.0%	9,569		1,416,215	1,176,037	22.5
	<b>Syria</b>	22 Mar 2020	17-Oct-21	39,086	381	2,408	17	6.2%	229		681,791	367,744	2.0
	<b>Yemen</b>	10 Apr 2020	17-Oct-21	9,526	14	1,804	2	18.9%	33		308,025	48,148	0.2
<b>AFRICA</b>	<b>Egypt</b>	14 Feb 2020	16-Oct-21	317,585	-	17,926	-	5.6%	316		13,552,189	6,602,177	6.3
	<b>Algeria</b>	25 Feb 2020	17-Oct-21	205,286	87	5,872	2	2.9%	477		6,017,036	4,032,942	9.0
	<b>Nigeria</b>	28 Feb 2020	16-Oct-21	209,173	-	2,804	-	1.3%	104	26	5,118,422	2,359,781	1.1
	<b>Tunisia</b>	02 Mar 2020	17-Oct-21	710,906	133	25,098	13	3.5%	6,079	405	5,369,621	4,149,625	34.8
	<b>Morocco</b>	02 Mar 2020	17-Oct-21	942,132	269	14,544	7	1.5%	2,583	283	23,139,440	20,587,049	55.1
	<b>Senegal</b>	02 Mar 2020	16-Oct-21	73,865	-	1,871	-	2.5%	453	94	1,271,021	564,998	3.3
	<b>South Africa</b>	05 Mar 2020	17-Oct-21	2,916,593	414	88,612	25	3.0%	4,981	464	13,929,429	10,539,458	17.6
	<b>Cameroon</b>	06 Mar 2020	13-Oct-21	98,402	-	1,550	-	1.6%	380		395,570	140,494	0.5

<b>Togo</b>	06 Mar 2020	16-Oct-21	25,886	-	238	-	0.9%	320	141	805,728	409,297	4.8
<b>Burkina Faso</b>	09 Mar 2020	17-Oct-21	14,734	48	203	-	1.4%	73		273,428	208,994	1.0
<b>Democratic Republic of Congo</b>	10 Mar 2020	13-Oct-21	57,269	-	1,089	-	1.9%	66		102,610	37,644	0.0
<b>Ivory Coast</b>	11 Mar 2020	15-Oct-21	60,982	-	674	-	1.1%	237	95	1,970,527	607,739	2.3
<b>Reunion</b>	11 Mar 2020	12-Oct-21	54,024	-	370	-	0.7%	6,953				
<b>Ghana</b>	13 Mar 2020	03-Oct-21	128,368	-	1,158	-	0.9%	422	-	1,369,515	820,037	2.6
<b>Guinea</b>	13 Mar 2020	15-Oct-21	30,572	-	385	-	1.3%	239		1,355,165	655,258	4.9
<b>Gabon</b>	13 Mar 2020	15-Oct-21	33,442	-	213	-	0.6%	1,539	3,557	120,033	86,340	3.8
<b>Sudan</b>	13 Mar 2020	16-Oct-21	39,550	-	3,038	-	7.7%	92		649,062	581,846	1.3
<b>Kenya</b>	13 Mar 2020	17-Oct-21	252,033	74	5,223	8	2.1%	479	-	3,280,011	1,202,168	2.2
<b>Ethiopia</b>	13 Mar 2020	17-Oct-21	359,247	508	6,217	20	1.7%	321	76	3,018,566	936,927	0.8
<b>Central African Republic</b>	14 Mar 2020	14-Oct-21	11,469	-	100	-	0.9%	242		245,444	9,901	0.2
<b>Seychelles</b>	14 Mar 2020	15-Oct-21	21,833	-	119	-	0.5%	22,364		77,311	71,091	71.9
<b>Rwanda</b>	14 Mar 2020	17-Oct-21	99,145	17	1,313	-	1.3%	785	1,102	2,928,553	1,718,424	12.9
<b>Namibia</b>	14 Mar 2020	16-Oct-21	128,328	-	3,538	-	2.8%	5,144	499	285,993	209,055	8.1
<b>Swaziland</b>	14 Mar 2020	16-Oct-21	46,361	-	1,233	-	2.7%	4,038		232,472	225,042	19.2
<b>Mauritania</b>	14 Mar 2020	16-Oct-21	36,645	-	788	-	2.2%	810	-	711,425	587,570	12.3
<b>Mayotte</b>	14 Mar 2020	15-Oct-21	20,439	-	181	-	0.9%	12,851				
<b>Equatorial Guinea</b>	15 Mar 2020	12-Oct-21	12,840	-	156	-	1.2%	947	643	236,045	178,461	12.3
<b>Republic of Congo</b>	15 Mar 2020	15-Oct-21	15,514	-	222	-	1.4%	288		279,091	119,594	2.1
<b>Benin</b>	16 Mar 2020	13-Oct-21	24,560	-	161	-	0.7%	208	-	216,527	186,951	1.5
<b>Liberia</b>	16 Mar 2020	14-Oct-21	5,803	-	286	-	4.9%	118		84,482	9,135	0.2
<b>Tanzania</b>	16 Mar 2020	12-Oct-21	26,034	-	724	-	2.8%	45		350,000	885,579	1.4
<b>Somalia</b>	16 Mar 2020	10-Oct-21	21,269	-	1,180	-	5.5%	138		341,084	258,631	1.6
<b>Gambia</b>	17 Mar 2020	13-Oct-21	9,946	-	339	-	3.4%	424	-	184,817	171,987	6.9
<b>Zambia</b>	17 Mar 2020	17-Oct-21	209,521	16	3,658	-	1.7%	1,173	305	311,049	492,678	2.6
<b>Mauritius</b>	18 Mar 2020	15-Oct-21	16,621	-	129	-	0.8%	1,313		881,907	831,887	65.3
<b>Djibouti</b>	18 Mar 2020	17-Oct-21	13,396	13	179	-	1.3%	1,376		66,010	26,087	2.6
<b>Niger</b>	19 Mar 2020	16-Oct-21	6,160	-	204	-	3.3%	26		429,471	216,615	0.9
<b>Chad</b>	19 Mar 2020	15-Oct-21	5,067	-	174	-	3.4%	32		146,669	36,682	0.2
<b>Zimbabwe</b>	20 Mar 2020	16-Oct-21	132,333	-	4,657	-	3.5%	904	262	3,214,178	2,473,780	16.4
<b>Cape Verde</b>	20 Mar 2020	16-Oct-21	38,035	-	347	-	0.9%	6,916		291,055	166,158	29.6
<b>Madagascar</b>	20 Mar 2020	13-Sep-21	42,898	-	958	-	2.2%	159	-	197,001	184,632	0.7
<b>Uganda</b>	21 Mar 2020	15-Oct-21	125,186	-	3,185	-	2.5%	283	82	2,378,171	415,486	0.9
<b>Eritrea</b>	21 Mar 2020	17-Oct-21	6,774	1	45	1	0.7%	191				
<b>Angola</b>	21 Mar 2020	16-Oct-21	62,789	-	1,662	-	2.6%	197		3,158,501	1,290,152	3.8

<b>Mozambique</b>	22 Mar 2020	17-Oct-21	151,102	5	1,926	1	1.3%	498	54	1,903,730	1,773,333	5.5
<b>Libya</b>	24 Mar 2020	16-Oct-21	349,990	-	4,883	-	1.4%	5,164		1,442,286	296,760	4.3
<b>Guinea-Bissau</b>	25 Mar 2020	15-Oct-21	6,129	-	141	-	2.3%	319		111,131	9,513	0.5
<b>Mali</b>	25 Mar 2020	17-Oct-21	15,619	16	557	-	3.6%	79		327,313	257,460	1.2
<b>Botswana</b>	30 Mar 2020	14-Oct-21	181,856	-	2,386	-	1.3%	7,894	-	525,739	258,260	10.8
<b>Sierra Leone</b>	31 Mar 2020	03-Oct-21	6,396	-	121	-	1.9%	82		292,239	66,852	0.8
<b>Burundi</b>	31 Mar 2020	15-Oct-21	19,660	-	14	-	0.1%	171				
<b>Malawi</b>	02 Apr 2020	17-Oct-21	61,716	4	2,292	-	3.7%	331	-	883,863	515,519	2.6
<b>South Sudan</b>	05 Apr 2020	14-Oct-21	12,184	-	130	-	1.1%	110	-	82,889	32,761	0.3
<b>Sao Tome and Principe</b>	06 Apr 2020	17-Oct-21	3,677	2	56	-	1.5%	1,710		75,036	27,755	12.4
<b>Comoros</b>	30 Apr 2020	16-Oct-21	4,186	-	147	-	3.5%	492		198,577	162,098	18.2
<b>Lesotho</b>	13May 2020	16-Oct-21	21,530	-	655	-	3.0%	1,013		347,836	339,506	15.7
			<b>228,946,948</b>	<b>246,278</b>	<b>4,642,317</b>	<b>3,093</b>	<b>2.0%</b>					

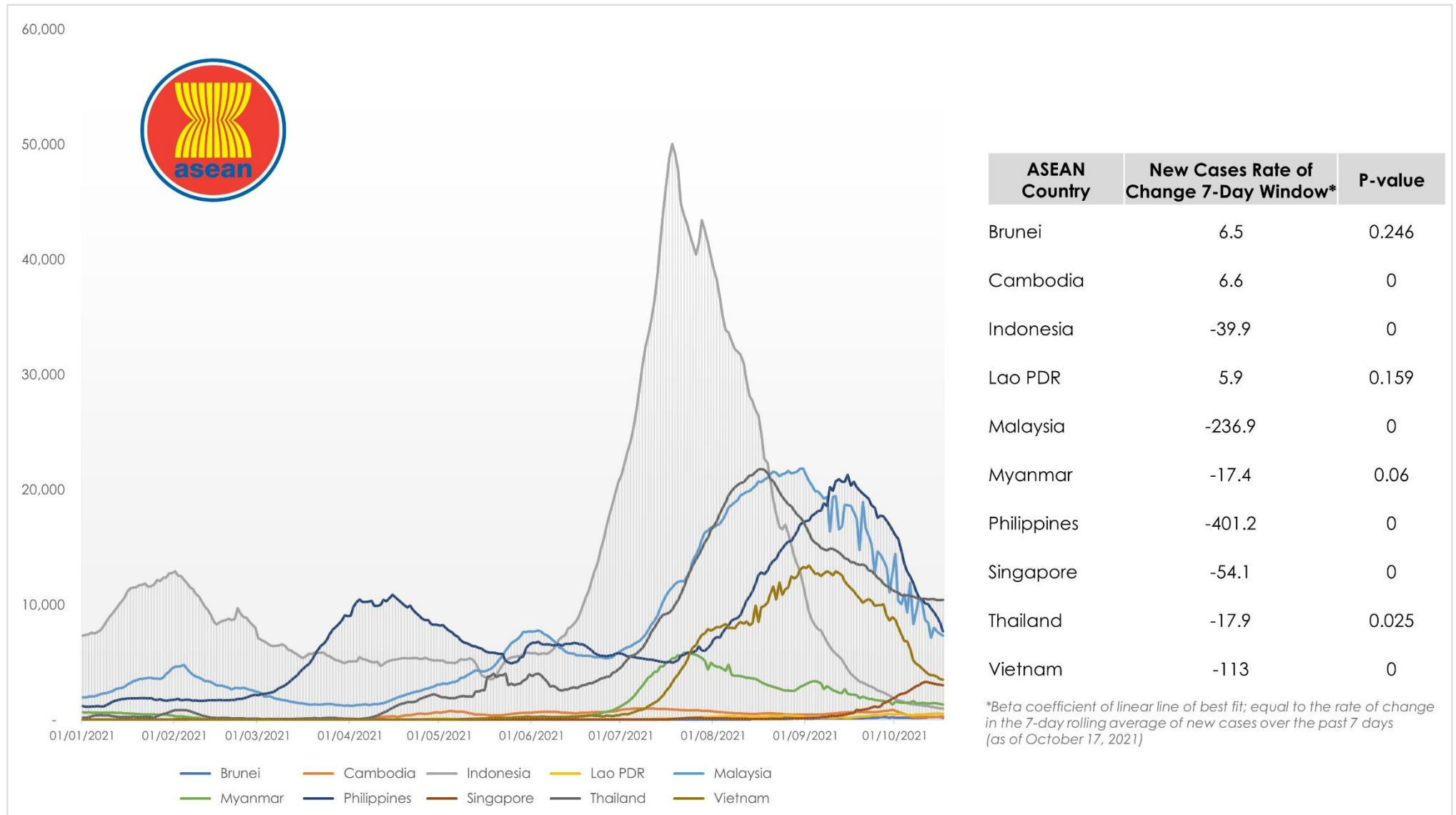
# COVID-19 Epi curve among ASEAN Countries

as of 17 October 2021



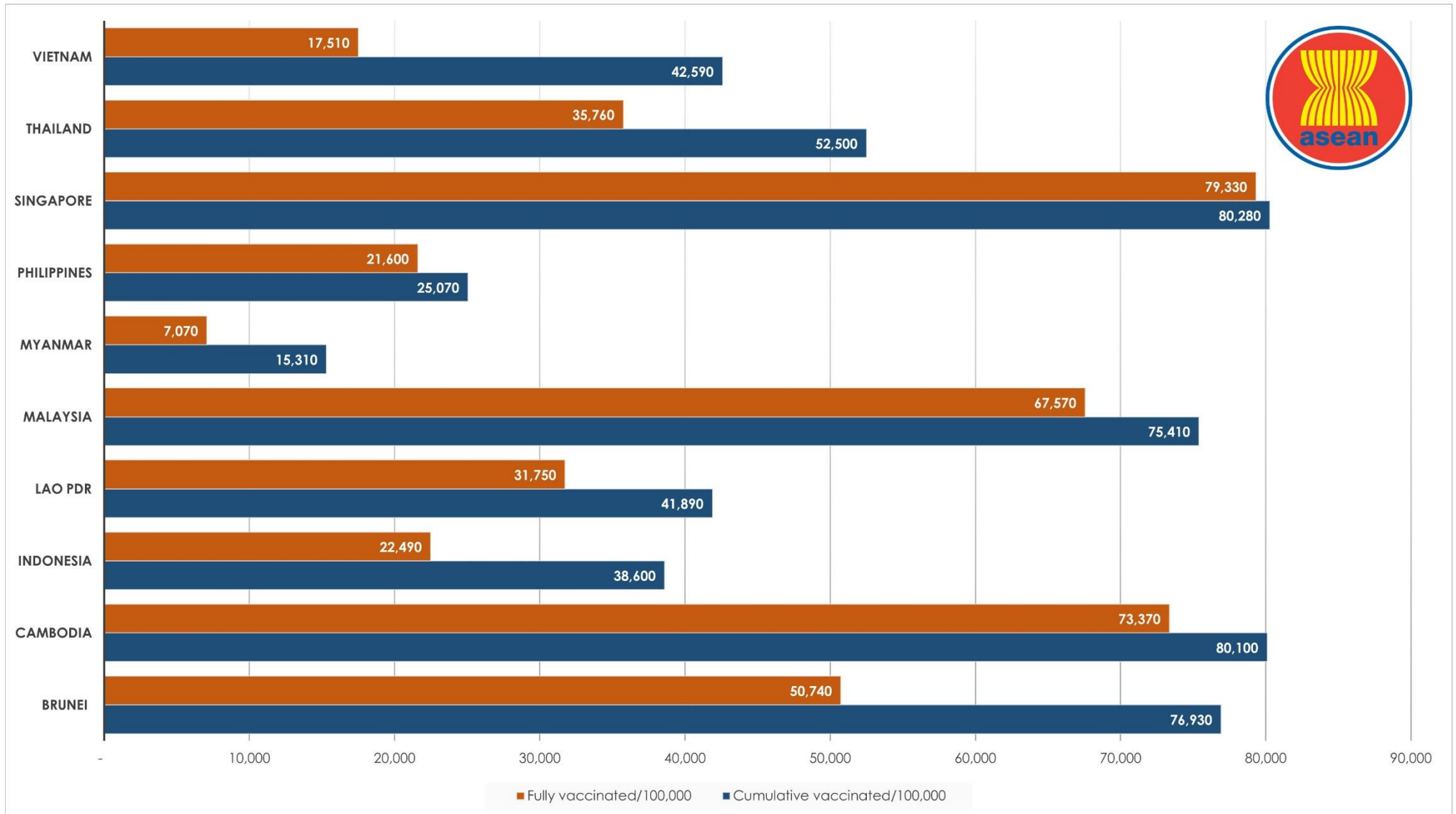
# 7-Day Rolling Average of COVID-19 new cases

as of 17 October 2021




# COVID-19 Vaccination Status

as of 17 October 2021



# Outlook Assessment

as of 15 October 2021

 <b>ASEAN MEMBER STATE</b>	REQUIREMENT							
	At least <b>80% of the high-risk population has been vaccinated</b> with at least one dose of a COVID-19 vaccine.		At least <b>65% of the total population has a level of immunity</b> to COVID-19; either recovered from COVID-19 or have been vaccinated with at least one dose of a COVID-19 vaccine.		Case levels are generally low (a 7-day rolling average number of daily new cases that is <10 cases per 100,000, with each day's past-14-day test positivity is consistently <5%).		Government Policy on containment and health (strictness and comprehensiveness in COVID-19 related government policies)	
	% of High risk population with one dose	Population vaccinated/day (7-day average)	% of Total population with one dose	Completion date (moderate case scenario)	Daily cases/100,000	Test positivity last 14 days	Containment and health index score -Oxford COVID-19 Government Response Tracker (OxCGRT)	Change over the past 30 days
Brunei	>80.0	0%/day	77.3	Sept 2021	58.919	unknown	82.1/100	0.0
Cambodia	>80.0	0%/day	>80.1	Aug 2021	1.550	unknown	70.2/100	+1.4
Indonesia	>80.0	0%/day	41.3	Jan 2022	0.377	unknown	75.1/100	+2.6
Lao PDR	> 80.0	0%/day	45.9	Dec 2021	7.135	9.2	64.6/100	+8.3
Malaysia	>80.0	0%/day	77.5	Sep 2021	23.946	unknown	80.7/100	0.0
Myanmar	34.0	unknown-	16.6		2.580	7.8	73.0/100	+6.9
Philippines	>80.0	0%/day	28.7		8.232	19.7	81.3/100	+4.4
Singapore	>80.0	0%/day	>80.5	Jul 2021	53.758	4.5	68.4/100	+2.4
Thailand	>80.0	0%/day	54.5	Nov 2021	14.927	23.8	63.2/100	+2.4
Vietnam	>80.0	0.88%/day	45.6	Nov 2021	3.999	2.2	69.9/100	-8.3





Report generated by  
**ASEAN Biodiaspora Virtual Center (ABVC)**  
 in collaboration with **Bluedot Inc.**  
 Email: [support@biodiaspora.org](mailto:support@biodiaspora.org)

